

COUNTY OF CAMDEN

OFFICIAL
ELECTION
RESULTS

2024 General Election
November 5, 2024



Making It Better, Together.

Summary Results Report
 2024 Camden County General
 November 5, 2024

OFFICIAL RESULTS
 Joseph Ripa, County Clerk
 Camden County

Statistics	TOTAL	Early Voting	Vote By Mail	Election Day	Provisional
Election Day Precincts Reporting	387 of 387	0	387	387	0
Precincts Complete	387 of 387	0	387	387	0
Precincts Partially Reported	0 of 387	0	0	0	0
Absentee/ Early Precincts Reporting	387 of 387	387	343	0	43
Registered Voters - Total	394,178				
Ballots Cast - Total	252,220	36,712	87,825	117,501	10,182
Voter Turnout - Total	63.99%				

Presidential Electors for
 Vote For 1

	TOTAL	Early Voting	Vote By Mail	Election Day	Provisional
Kamala D. Harris (D)	155,522	18,875	65,560	65,170	5,917
Donald J. Trump (R)	87,767	17,187	18,478	48,554	3,548
Jill Stein (I)	1,407	147	433	754	73
Robert F. Kennedy, Jr. (I)	1,218	118	442	586	72
Chase Oliver (I)	510	41	147	296	26
Claudia De la Cruz (I)	238	25	102	98	13
Randall A. Terry (I)	128	10	46	69	3
Joseph Kishore (I)	122	9	29	76	8
Rachele Fruit (I)	42	6	9	24	3
Write-In Totals	832	75	339	388	30
Total Votes Cast	247,786	36,493	85,585	116,015	9,693
Overvotes	2,917	99	1,561	872	385
Undervotes	1,517	120	679	614	104

United States Senator

Vote For 1

	TOTAL	Early Voting	Vote By Mail	Election Day	Provisional
Andy Kim (D)	156,445	18,801	66,180	65,591	5,873
Curtis Bashaw (R)	79,545	16,007	17,304	43,122	3,112
Christina Khalil (I)	1,889	214	562	999	114
Kenneth R. Kaplan (I)	1,007	122	237	603	45
Joanne Kuniansky (I)	281	39	100	129	13
Patricia G. Mooneyham (I)	241	27	75	129	10
Write-In Totals	119	13	38	68	0
Total Votes Cast	239,527	35,223	84,496	110,641	9,167
Overvotes	1,838	61	1,062	492	223
Undervotes	10,855	1,428	2,267	6,368	792

Summary Results Report
 2024 Camden County General
 November 5, 2024

OFFICIAL RESULTS
 Joseph Ripa, County Clerk
 Camden County

Member of the House of Representatives 1st Congressional District

Vote For 1	TOTAL	Early Voting	Vote By Mail	Election Day	Provisional
Donald Norcross (D)	145,494	17,436	61,774	60,726	5,558
Theodore "Teddy" Liddell (R)	85,323	16,723	19,299	45,983	3,318
Robin Brownfield (I)	4,321	502	1,811	1,819	189
Austin Johnson (I)	1,854	206	657	909	82
Write-In Totals	179	21	71	81	6
Total Votes Cast	237,171	34,888	83,612	109,518	9,153
Overvotes	1,309	42	769	353	145
Undervotes	13,740	1,782	3,444	7,630	884

Sheriff

Vote For 1	TOTAL	Early Voting	Vote By Mail	Election Day	Provisional
Chuck Billingham (D)	148,470	17,661	63,051	62,091	5,667
Sean Williams (R)	85,637	16,703	19,423	46,102	3,409
Write-In Totals	217	27	85	101	4
Total Votes Cast	234,324	34,391	82,559	108,294	9,080
Overvotes	119	5	66	33	15
Undervotes	17,295	2,316	4,718	9,174	1,087

County Clerk

Vote For 1	TOTAL	Early Voting	Vote By Mail	Election Day	Provisional
Pamela Lampitt (D)	149,690	17,796	63,675	62,478	5,741
Jennifer Exler (R)	84,229	16,504	19,047	45,369	3,309
Write-In Totals	166	21	70	70	5
Total Votes Cast	234,085	34,321	82,792	107,917	9,055
Overvotes	97	3	64	21	9
Undervotes	17,556	2,388	4,487	9,563	1,118

Members of the Board of County Commissioners

Vote For 3	TOTAL	Early Voting	Vote By Mail	Election Day	Provisional
Melinda Kane (D)	149,107	17,733	63,643	62,073	5,658
Jeffrey L. Nash (D)	147,499	17,556	63,350	61,048	5,545
Al Dyer (D)	141,952	16,810	61,545	58,272	5,325
Danielle Barry (R)	84,583	16,445	19,501	45,315	3,322
Donald J. Smith (R)	80,214	15,738	18,618	42,769	3,089
Norman C. Rebel, Jr. (R)	78,860	15,575	18,094	42,152	3,039
Write-In Totals	454	51	193	196	14
Total Votes Cast	682,669	99,908	244,944	311,825	25,992
Overvotes	525	24	255	183	63
Undervotes	72,023	10,204	16,831	40,495	4,493

Summary Results Report
 2024 Camden County General
 November 5, 2024

OFFICIAL RESULTS
 Joseph Ripa, County Clerk
 Camden County

Members of Council Audubon Park Borough

	TOTAL	Early Voting	Vote By Mail	Election Day	Provisional
Cathleen Lowe (D)	326	24	115	168	19
Amy Paratore (D)	315	23	115	159	18
Write-In Totals	14	0	8	6	0
Total Votes Cast	655	47	238	333	37
Overvotes	0	0	0	0	0
Undervotes	501	67	76	321	37

Members of Council Barrington Borough

	TOTAL	Early Voting	Vote By Mail	Election Day	Provisional
Michael Drumm (D)	2,282	294	940	989	59
Jeffrey A. Beyler (D)	2,158	280	916	905	57
Kelly L. McHugh (R)	1,463	270	327	816	50
Kathleen D. Granato (R)	1,405	265	309	783	48
Write-In Totals	6	2	2	2	0
Total Votes Cast	7,314	1,111	2,494	3,495	214
Overvotes	6	0	6	0	0
Undervotes	458	79	118	239	22

Members of Council Bellmawr Borough

	TOTAL	Early Voting	Vote By Mail	Election Day	Provisional
William R. Evans (D)	3,485	405	1,321	1,638	121
Craig R. Wilhelm (D)	3,424	399	1,304	1,604	117
Write-In Totals	91	32	22	36	1
Total Votes Cast	7,000	836	2,647	3,278	239
Overvotes	4	0	2	2	0
Undervotes	4,580	746	781	2,884	169

Members of Council Berlin Borough

	TOTAL	Early Voting	Vote By Mail	Election Day	Provisional
Patricia Cummings (D)	2,439	324	928	1,119	68
Jake Miller (I)	1,203	186	364	630	23
Write-In Totals	42	11	13	18	0
Total Votes Cast	3,684	521	1,305	1,767	91
Overvotes	0	0	0	0	0
Undervotes	5,683	971	1,519	2,991	202

Summary Results Report
 2024 Camden County General
 November 5, 2024

OFFICIAL RESULTS
 Joseph Ripa, County Clerk
 Camden County

Members of Council Berlin Township

Vote For 2

	TOTAL	Early Voting	Vote By Mail	Election Day	Provisional
Frank Epifanio (D)	1,720	178	814	672	56
Mark Reid (D)	1,712	178	815	660	59
Write-In Totals	49	8	16	25	0
Total Votes Cast	3,481	364	1,645	1,357	115
Overvotes	0	0	0	0	0
Undervotes	2,673	466	669	1,449	89

Mayor - Unexpired Term Brooklawn Borough

Vote For 1

	TOTAL	Early Voting	Vote By Mail	Election Day	Provisional
Jerry D. Granstrom (D)	573	30	144	380	19
Write-In Totals	9	0	3	6	0
Total Votes Cast	582	30	147	386	19
Overvotes	0	0	0	0	0
Undervotes	317	29	45	237	6

Member of Council - Unexpired Term Brooklawn Borough

Vote For 1

	TOTAL	Early Voting	Vote By Mail	Election Day	Provisional
Bruce Darrow (D)	552	27	141	364	20
Write-In Totals	10	1	3	6	0
Total Votes Cast	562	28	144	370	20
Overvotes	0	0	0	0	0
Undervotes	337	31	48	253	5

Members of Council Brooklawn Borough

Vote For 2

	TOTAL	Early Voting	Vote By Mail	Election Day	Provisional
Patricia A. McConnell (D)	503	29	142	315	17
Stacey Ostrom (D)	480	24	141	300	15
Brittany Henry (R)	337	26	44	261	6
Christopher Drummonds (R)	297	26	36	228	7
Write-In Totals	2	0	0	2	0
Total Votes Cast	1,619	105	363	1,106	45
Overvotes	0	0	0	0	0
Undervotes	179	13	21	140	5

Summary Results Report
 2024 Camden County General
 November 5, 2024

OFFICIAL RESULTS
 Joseph Ripa, County Clerk
 Camden County

Member of Council - Unexpired One Year Term Cherry Hill Township

Vote For 1

	TOTAL	Early Voting	Vote By Mail	Election Day	Provisional
Jill R. Hulnick (D)	22,711	2,994	11,940	7,055	722
Anna R. Adler (R)	13,762	3,134	3,926	6,190	512
Mohammed Jawaad Hussain (I)	748	111	300	294	43
Nicole Nance (I)	259	36	96	121	6
Write-In Totals	14	1	8	5	0
Total Votes Cast	37,494	6,276	16,270	13,665	1,283
Overvotes	186	14	107	46	19
Undervotes	4,356	660	1,575	1,892	229

Member of Council - Unexpired Three Year Term Cherry Hill Township

Vote For 1

	TOTAL	Early Voting	Vote By Mail	Election Day	Provisional
Daniel V. DiRenzo, Jr. (D)	24,540	3,221	12,789	7,743	787
Judi L. Giacoboni-Russo (R)	13,287	3,088	3,730	5,981	488
Stephen Heath, Jr. (I)	538	78	203	234	23
Write-In Totals	26	3	11	11	1
Total Votes Cast	38,391	6,390	16,733	13,969	1,299
Overvotes	75	3	45	16	11
Undervotes	3,570	557	1,174	1,618	221

Members of Council Chesilhurst Borough

Vote For 2

	TOTAL	Early Voting	Vote By Mail	Election Day	Provisional
Cathleen Jordan (D)	470	43	178	234	15
Pearlie C. Lee (D)	470	43	179	235	13
Write-In Totals	9	2	4	3	0
Total Votes Cast	949	88	361	472	28
Overvotes	0	0	0	0	0
Undervotes	545	90	95	330	30

Members of Council Clementon Borough

Vote For 2

	TOTAL	Early Voting	Vote By Mail	Election Day	Provisional
Christopher McKelvey (D)	1,504	165	496	780	63
Robert Dorsey (D)	1,477	163	487	768	59
Write-In Totals	27	4	6	16	1
Total Votes Cast	3,008	332	989	1,564	123
Overvotes	0	0	0	0	0
Undervotes	1,528	222	309	926	71

Summary Results Report
 2024 Camden County General
 November 5, 2024

OFFICIAL RESULTS
 Joseph Ripa, County Clerk
 Camden County

Members of Council Gibbsboro Borough

Vote For 2

	TOTAL	Early Voting	Vote By Mail	Election Day	Provisional
Glenn Werner (I)	668	66	252	332	18
Michael MacFerren (I)	653	66	241	330	16
No Nomination Made	0	0	0	0	0
No Nomination Made	0	0	0	0	0
No Nomination Made	0	0	0	0	0
No Nomination Made	0	0	0	0	0
Write-In Totals	106	1	41	64	0
Total Votes Cast	1,427	133	534	726	34
Overvotes	0	0	0	0	0
Undervotes	1,197	149	394	610	44

Member of Council At-Large - Unexpired Term Gloucester City

Vote For 1

	TOTAL	Early Voting	Vote By Mail	Election Day	Provisional
Edward Cilurso, III (D)	2,309	170	753	1,312	74
James Muller (R)	1,827	203	290	1,253	81
Write-In Totals	9	0	3	4	2
Total Votes Cast	4,145	373	1,046	2,569	157
Overvotes	2	1	0	1	0
Undervotes	402	33	99	250	20

Member of Council Gloucester City - Ward 1

Vote For 1

	TOTAL	Early Voting	Vote By Mail	Election Day	Provisional
George Berglund (D)	765	53	216	466	30
Anthony D. Kates (R)	593	39	98	430	26
Write-In Totals	1	0	1	0	0
Total Votes Cast	1,359	92	315	896	56
Overvotes	1	0	0	1	0
Undervotes	83	7	17	56	3

Member of Council Gloucester City - Ward 2

Vote For 1

	TOTAL	Early Voting	Vote By Mail	Election Day	Provisional
James "Bowie" Johnson (D)	1,005	87	359	534	25
Patricia "Patti" Kropp (R)	657	93	83	454	27
Write-In Totals	5	1	2	1	1
Total Votes Cast	1,667	181	444	989	53
Overvotes	1	0	0	1	0
Undervotes	112	17	18	71	6

Summary Results Report
 2024 Camden County General
 November 5, 2024

OFFICIAL RESULTS
 Joseph Ripa, County Clerk
 Camden County

Member of Council Gloucester City - Ward 3

Vote For 1

	TOTAL	Early Voting	Vote By Mail	Election Day	Provisional
Deborah L. "Debbie" Harris (D)	651	39	210	379	23
Sandra "Sandy" Reed (R)	579	69	121	358	31
Write-In Totals	4	0	1	3	0
Total Votes Cast	1,234	108	332	740	54
Overvotes	2	0	0	2	0
Undervotes	90	2	19	64	5

Member of Council - Unexpired Term Gloucester Township

Vote For 1

	TOTAL	Early Voting	Vote By Mail	Election Day	Provisional
Helen Albright Troxell (D)	18,111	2,551	7,465	7,398	697
Timothy J. Pfeffer (R)	13,526	2,640	3,192	7,171	523
Write-In Totals	17	1	7	9	0
Total Votes Cast	31,654	5,192	10,664	14,578	1,220
Overvotes	14	1	9	2	2
Undervotes	2,937	496	699	1,581	161

Commissioner - Unexpired Term Haddonfield Borough

Vote For 1

	TOTAL	Early Voting	Vote By Mail	Election Day	Provisional
David C. Siedell	4,312	475	2,153	1,546	138
William C. Shanahan	2,448	263	1,275	837	73
Write-In Totals	43	7	25	10	1
Total Votes Cast	6,803	745	3,453	2,393	212
Overvotes	84	12	45	20	7
Undervotes	908	117	475	277	39

Members of Council Haddon Heights Borough

Vote For 2

	TOTAL	Early Voting	Vote By Mail	Election Day	Provisional
Christopher Morgan (D)	2,947	259	1,456	1,126	106
Chad Demore (D)	2,884	260	1,432	1,088	104
Denise Bolognese (R)	1,747	242	448	984	73
Kevin Ehret (R)	1,735	231	444	988	72
Write-In Totals	0	0	0	0	0
Total Votes Cast	9,313	992	3,780	4,186	355
Overvotes	4	2	0	0	2
Undervotes	617	60	184	342	31

Summary Results Report
 2024 Camden County General
 November 5, 2024

OFFICIAL RESULTS
 Joseph Ripa, County Clerk
 Camden County

Members of Council Hi-Nella Borough

Vote For 2

	TOTAL	Early Voting	Vote By Mail	Election Day	Provisional
Kris Muska (R)	204	18	48	129	9
Jose Class (R)	192	16	46	122	8
Write-In Totals	7	2	2	3	0
Total Votes Cast	403	36	96	254	17
Overvotes	0	0	0	0	0
Undervotes	395	28	128	222	17

Members of Council Laurel Springs Borough

Vote For 2

	TOTAL	Early Voting	Vote By Mail	Election Day	Provisional
Susan M. DiGregorio (D)	683	60	256	347	20
James W. Redstreak (R)	662	55	166	418	23
Write-In Totals	10	0	1	9	0
Total Votes Cast	1,355	115	423	774	43
Overvotes	2	0	0	2	0
Undervotes	967	95	257	578	37

Members of Council Lawnside Borough

Vote For 2

	TOTAL	Early Voting	Vote By Mail	Election Day	Provisional
Dawn Wright-McLeod (D)	1,396	109	519	712	56
Ronald DeAbreu (D)	1,345	102	506	686	51
Write-In Totals	12	0	6	5	1
Total Votes Cast	2,753	211	1,031	1,403	108
Overvotes	0	0	0	0	0
Undervotes	463	45	123	265	30

Members of Council Lindenwold Borough

Vote For 2

	TOTAL	Early Voting	Vote By Mail	Election Day	Provisional
Cheryle Randolph-Sharpe (D)	4,543	490	1,626	2,244	183
Odessa Patton (D)	4,479	485	1,607	2,208	179
Write-In Totals	50	5	31	14	0
Total Votes Cast	9,072	980	3,264	4,466	362
Overvotes	0	0	0	0	0
Undervotes	3,412	468	808	1,952	184

Summary Results Report
 2024 Camden County General
 November 5, 2024

OFFICIAL RESULTS
 Joseph Ripa, County Clerk
 Camden County

Members of Council Magnolia Borough

Vote For 2

	TOTAL	Early Voting	Vote By Mail	Election Day	Provisional
Shelley Wilson (D)	1,577	144	457	914	62
Shawn Parker (D)	1,568	140	455	913	60
No Nomination Made	0	0	0	0	0
Write-In Totals	24	8	8	8	0
Total Votes Cast	3,169	292	920	1,835	122
Overvotes	0	0	0	0	0
Undervotes	1,467	208	254	933	72

Members of Council Merchantville Borough

Vote For 2

	TOTAL	Early Voting	Vote By Mail	Election Day	Provisional
Eric P. Benjamin (D)	1,341	163	496	638	44
Daniel J. Sperrazza (D)	1,329	163	490	632	44
Write-In Totals	35	5	18	10	2
Total Votes Cast	2,705	331	1,004	1,280	90
Overvotes	0	0	0	0	0
Undervotes	1,241	213	280	694	54

Member of Council - Unexpired Term Oaklyn Borough

Vote For 1

	TOTAL	Early Voting	Vote By Mail	Election Day	Provisional
Sarah McCleery-Cairns (D)	1,592	176	579	802	35
Write-In Totals	12	0	5	6	1
Total Votes Cast	1,604	176	584	808	36
Overvotes	0	0	0	0	0
Undervotes	713	98	124	463	28

Members of Council Oaklyn Borough

Vote For 2

	TOTAL	Early Voting	Vote By Mail	Election Day	Provisional
Nancy MacGregor (D)	1,685	182	597	865	41
David T. Wright (D)	1,637	178	589	831	39
Write-In Totals	18	0	4	14	0
Total Votes Cast	3,340	360	1,190	1,710	80
Overvotes	2	0	2	0	0
Undervotes	1,292	188	224	832	48

Summary Results Report
 2024 Camden County General
 November 5, 2024

OFFICIAL RESULTS
 Joseph Ripa, County Clerk
 Camden County

Members of Township Committee Pennsauken Township

	TOTAL	Early Voting	Vote By Mail	Election Day	Provisional
Jessica Rafeh (D)	10,785	1,122	3,670	5,592	401
Marco DiBattista (D)	10,714	1,127	3,609	5,575	403
Nhuan Van (I)	906	110	240	513	43
Write-In Totals	70	14	16	38	2
Total Votes Cast	22,475	2,373	7,535	11,718	849
Overvotes	84	6	50	18	10
Undervotes	9,379	1,391	1,735	5,764	489

Members of Council Pine Hill Borough

	TOTAL	Early Voting	Vote By Mail	Election Day	Provisional
Christopher T. Morris, Jr. (D)	3,125	381	1,123	1,499	122
John Robb (D)	3,059	370	1,121	1,448	120
Write-In Totals	48	8	19	21	0
Total Votes Cast	6,232	759	2,263	2,968	242
Overvotes	4	0	0	2	2
Undervotes	3,308	481	633	2,064	130

Members of Council Runnemede Borough

	TOTAL	Early Voting	Vote By Mail	Election Day	Provisional
Ed White (D)	2,663	545	996	1,041	81
Eleanor Kelly (D)	2,643	529	1,000	1,029	85
Write-In Totals	72	22	19	31	0
Total Votes Cast	5,378	1,096	2,015	2,101	166
Overvotes	2	0	0	2	0
Undervotes	3,170	964	687	1,431	88

Members of Council Somerdale Borough

	TOTAL	Early Voting	Vote By Mail	Election Day	Provisional
Nicholas Loberto (D)	1,898	155	670	1,020	53
George Ehrmann (D)	1,852	154	669	978	51
Write-In Totals	18	6	4	8	0
Total Votes Cast	3,768	315	1,343	2,006	104
Overvotes	2	0	2	0	0
Undervotes	1,838	245	337	1,162	94

Summary Results Report
 2024 Camden County General
 November 5, 2024

OFFICIAL RESULTS
 Joseph Ripa, County Clerk
 Camden County

Member of Council - Unexpired Term Stratford Borough

	TOTAL	Early Voting	Vote By Mail	Election Day	Provisional
Bob Bove (D)	2,012	183	893	872	64
Robert Stone (R)	1,377	200	286	841	50
Write-In Totals	1	0	1	0	0
Total Votes Cast	3,390	383	1,180	1,713	114
Overvotes	6	0	4	0	2
Undervotes	365	54	103	194	14

Members of Council Stratford Borough

	TOTAL	Early Voting	Vote By Mail	Election Day	Provisional
Dawn Martin (D)	2,095	202	913	913	67
Stephen Gandy (D)	2,008	180	885	875	68
Michael DiGiacomo (R)	1,482	214	327	892	49
Adrienne Mirenda (R)	1,381	198	305	829	49
Write-In Totals	5	3	2	0	0
Total Votes Cast	6,971	797	2,432	3,509	233
Overvotes	8	0	4	2	2
Undervotes	543	77	138	303	25

Members of Township Committee Voorhees Township

	TOTAL	Early Voting	Vote By Mail	Election Day	Provisional
Michelle Nocito (D)	10,788	1,802	5,273	3,300	413
Jason Ravitz (D)	10,391	1,760	5,091	3,145	395
Maisha Aziz (I)	1,142	231	415	440	56
Write-In Totals	148	30	69	46	3
Total Votes Cast	22,469	3,823	10,848	6,931	867
Overvotes	88	2	70	16	0
Undervotes	10,045	2,613	2,988	3,955	489

Member of Township Committee Waterford Township

	TOTAL	Early Voting	Vote By Mail	Election Day	Provisional
Andrew L. Wade (I)	2,570	429	792	1,275	74
Write-In Totals	136	20	46	70	0
Total Votes Cast	2,706	449	838	1,345	74
Overvotes	0	0	0	0	0
Undervotes	3,318	666	938	1,602	112

Summary Results Report
 2024 Camden County General
 November 5, 2024

OFFICIAL RESULTS
 Joseph Ripa, County Clerk
 Camden County

Member of Township Committee Winslow Township - Ward 1

	TOTAL	Early Voting	Vote By Mail	Election Day	Provisional
Brandon Glikas (R)	2,821	708	692	1,340	81
Louis Parzanese (D)	2,094	330	939	763	62
Write-In Totals	1	1	0	0	0
Total Votes Cast	4,916	1,039	1,631	2,103	143
Overvotes	7	0	3	3	1
Undervotes	272	42	76	134	20

Member of Township Committee Winslow Township - Ward 2

	TOTAL	Early Voting	Vote By Mail	Election Day	Provisional
Darius Peoples (D)	3,324	575	1,331	1,292	126
Giovanny Ortiz (R)	1,912	541	460	845	66
Write-In Totals	3	0	2	1	0
Total Votes Cast	5,239	1,116	1,793	2,138	192
Overvotes	2	0	2	0	0
Undervotes	482	113	136	208	25

Member of Township Committee Winslow Township - Ward 3

	TOTAL	Early Voting	Vote By Mail	Election Day	Provisional
Raymond Watkins, Jr. (D)	3,530	443	1,218	1,721	148
Linda A. Young (R)	608	130	134	316	28
Write-In Totals	1	0	0	1	0
Total Votes Cast	4,139	573	1,352	2,038	176
Overvotes	6	0	4	2	0
Undervotes	289	51	56	162	20

Member of Township Committee Winslow Township - Ward 4

	TOTAL	Early Voting	Vote By Mail	Election Day	Provisional
John Wilson (D)	3,440	529	1,425	1,375	111
Kaylee Pou (R)	1,563	353	343	802	65
Write-In Totals	5	0	3	1	1
Total Votes Cast	5,008	882	1,771	2,178	177
Overvotes	5	1	4	0	0
Undervotes	442	82	126	215	19

Member of Council - Unexpired Term Woodlynne Borough

	TOTAL	Early Voting	Vote By Mail	Election Day	Provisional
Dion Burdett, Sr. (D)	596	42	138	394	22
Write-In Totals	9	0	8	1	0
Total Votes Cast	605	42	146	395	22
Overvotes	0	0	0	0	0
Undervotes	236	31	51	143	11

Summary Results Report
 2024 Camden County General
 November 5, 2024

OFFICIAL RESULTS
 Joseph Ripa, County Clerk
 Camden County

Members of Council Woodlynne Borough

Vote For 2

	TOTAL	Early Voting	Vote By Mail	Election Day	Provisional
Sharon Earley (D)	600	44	138	396	22
Wilfredo Rodriguez (D)	596	44	139	393	20
Write-In Totals	23	0	21	2	0
Total Votes Cast	1,219	88	298	791	42
Overvotes	0	0	0	0	0
Undervotes	463	58	96	285	24

Member of Local Board of Education - Unexpired Term Audubon School District

Vote For 1

	TOTAL	Early Voting	Vote By Mail	Election Day	Provisional
Sara Joy Kuhlen	4,169	461	1,456	2,108	144
Write-In Totals	60	7	15	36	2
Total Votes Cast	4,229	468	1,471	2,144	146
Overvotes	7	1	2	4	0
Undervotes	1,646	205	440	929	72

Members of Local Board of Education Audubon School District

Vote For 3

	TOTAL	Early Voting	Vote By Mail	Election Day	Provisional
Danielle Mitchell	3,568	368	1,227	1,856	117
Andrea Robinson	3,309	345	1,211	1,647	106
Allison Cox	2,909	275	1,035	1,519	80
Brian Burns	2,584	286	773	1,437	88
Write-In Totals	92	10	20	56	6
Total Votes Cast	12,462	1,284	4,266	6,515	397
Overvotes	495	69	180	216	30
Undervotes	4,689	669	1,293	2,500	227

Members of Local Board of Education Barrington School District

Vote For 3

	TOTAL	Early Voting	Vote By Mail	Election Day	Provisional
Kristin Lampe	2,658	392	942	1,260	64
Mark Correa	2,308	324	890	1,036	58
No Nomination Made	0	0	0	0	0
Write-In Totals	317	59	103	151	4
Total Votes Cast	5,283	775	1,935	2,447	126
Overvotes	6	0	3	0	3
Undervotes	6,378	1,010	1,989	3,154	225

Summary Results Report
 2024 Camden County General
 November 5, 2024

OFFICIAL RESULTS
 Joseph Ripa, County Clerk
 Camden County

Members of Local Board of Education Bellmawr School District

Vote For 2

	TOTAL	Early Voting	Vote By Mail	Election Day	Provisional
Robert Fowler	2,369	284	727	1,270	88
Danielle Hoban	2,339	279	852	1,134	74
Blake Przybyszewski	1,569	247	430	844	48
Michael McMaster	1,525	210	446	823	46
Write-In Totals	76	15	20	41	0
Total Votes Cast	7,878	1,035	2,475	4,112	256
Overvotes	370	30	150	182	8
Undervotes	3,336	517	805	1,870	144

Member of Local Board of Education - Unexpired Term Berlin Borough School District

Vote For 1

	TOTAL	Early Voting	Vote By Mail	Election Day	Provisional
Steven Torres	3,087	523	939	1,532	93
Write-In Totals	53	6	22	22	3
Total Votes Cast	3,140	529	961	1,554	96
Overvotes	4	1	1	1	1
Undervotes	1,539	216	450	824	49

Members of Local Board of Education Berlin Borough School District

Vote For 3

	TOTAL	Early Voting	Vote By Mail	Election Day	Provisional
Alison Moyer	2,942	496	952	1,409	85
Brandy Titus	2,879	474	945	1,380	80
Michelle Scheffer	2,872	478	935	1,375	84
Write-In Totals	101	13	28	59	1
Total Votes Cast	8,794	1,461	2,860	4,223	250
Overvotes	6	0	3	3	0
Undervotes	5,249	777	1,373	2,911	188

Member of Local Board of Education - Unexpired Term Berlin Township School District

Vote For 1

	TOTAL	Early Voting	Vote By Mail	Election Day	Provisional
No Nomination Made	0	0	0	0	0
Write-In Totals	56	6	14	36	0
Total Votes Cast	56	6	14	36	0
Overvotes	0	0	0	0	0
Undervotes	3,021	409	1,143	1,367	102

Summary Results Report
 2024 Camden County General
 November 5, 2024

OFFICIAL RESULTS
 Joseph Ripa, County Clerk
 Camden County

Members of Local Board of Education Berlin Township School District

Vote For 3

	TOTAL	Early Voting	Vote By Mail	Election Day	Provisional
Kimberly Reed	2,093	259	866	906	62
William Brian Davis	2,008	252	859	841	56
Lisa Hill-Muff	1,970	245	849	821	55
Write-In Totals	77	5	23	48	1
Total Votes Cast	6,148	761	2,597	2,616	174
Overvotes	15	0	6	6	3
Undervotes	3,068	484	868	1,587	129

Member of Local Board of Education - Unexpired Term Brooklawn School District

Vote For 1

	TOTAL	Early Voting	Vote By Mail	Election Day	Provisional
Hailey Guildin	650	37	157	436	20
Write-In Totals	16	1	4	11	0
Total Votes Cast	666	38	161	447	20
Overvotes	1	0	0	1	0
Undervotes	232	21	31	175	5

Members of Local Board of Education Brooklawn School District

Vote For 2

	TOTAL	Early Voting	Vote By Mail	Election Day	Provisional
Kyrstlin MacAdams	630	33	155	425	17
Christina Stewart	618	33	158	407	20
Write-In Totals	25	3	8	14	0
Total Votes Cast	1,273	69	321	846	37
Overvotes	0	0	0	0	0
Undervotes	525	49	63	400	13

Member of Local Board of Education - Unexpired Term - One Year Camden City School District

Vote For 1

	TOTAL	Early Voting	Vote By Mail	Election Day	Provisional
Wanda Garcia	10,531	731	3,049	6,006	745
Write-In Totals	172	9	52	103	8
Total Votes Cast	10,703	740	3,101	6,109	753
Overvotes	49	2	28	15	4
Undervotes	6,627	362	1,093	4,423	749

Member of Local Board of Education - Unexpired Term - Two Years Camden City School District

Vote For 1

	TOTAL	Early Voting	Vote By Mail	Election Day	Provisional
Maria Perez	10,191	711	3,011	5,728	741
Write-In Totals	148	9	51	82	6
Total Votes Cast	10,339	720	3,062	5,810	747
Overvotes	35	2	20	10	3
Undervotes	7,005	382	1,140	4,727	756

Summary Results Report
 2024 Camden County General
 November 5, 2024

OFFICIAL RESULTS
 Joseph Ripa, County Clerk
 Camden County

Members of Local Board of Education Camden City School District

Vote For 3

	TOTAL	Early Voting	Vote By Mail	Election Day	Provisional
Jeanette Alvarez	9,208	656	2,927	4,977	648
N'namdee Nelson	8,979	642	2,867	4,882	588
Cameron Hudson	8,506	606	2,850	4,487	563
Write-In Totals	393	26	125	220	22
Total Votes Cast	27,086	1,930	8,769	14,566	1,821
Overvotes	81	3	51	27	0
Undervotes	24,970	1,379	3,846	17,048	2,697

Members of Local Board of Education Cherry Hill School District

Vote For 3

	TOTAL	Early Voting	Vote By Mail	Election Day	Provisional
Bridget Palmer	14,619	2,028	7,123	5,078	390
Dean Drizin	13,532	2,220	5,844	5,054	414
Kurt Braddock	10,857	1,486	5,563	3,563	245
Harvey Vazquez	10,835	1,865	4,241	4,391	338
David M. Bercovitch	10,621	1,884	4,478	3,948	311
Ava Friddell	10,134	1,530	4,521	3,760	323
Quadsia Birat Niaz	7,822	1,163	3,673	2,715	271
Samia Mian	5,370	777	2,655	1,772	166
Nouruz Chowdhury	2,450	448	946	969	87
Omar Alkahily	2,254	369	800	1,000	85
Write-In Totals	387	76	128	154	29
Total Votes Cast	88,881	13,846	39,972	32,404	2,659
Overvotes	1,806	441	768	498	99
Undervotes	35,421	6,563	13,116	13,907	1,835

Members of Local Board of Education Chesilhurst School District

Vote For 3

	TOTAL	Early Voting	Vote By Mail	Election Day	Provisional
No Nomination Made	0	0	0	0	0
No Nomination Made	0	0	0	0	0
No Nomination Made	0	0	0	0	0
Write-In Totals	219	13	54	147	5
Total Votes Cast	219	13	54	147	5
Overvotes	0	0	0	0	0
Undervotes	2,022	254	630	1,056	82

Summary Results Report
 2024 Camden County General
 November 5, 2024

OFFICIAL RESULTS
 Joseph Ripa, County Clerk
 Camden County

Members of Local Board of Education Clementon School District

	TOTAL	Early Voting	Vote By Mail	Election Day	Provisional
Christy Weaver	1,554	173	477	846	58
Gilbert Geary	1,429	161	465	751	52
Asmar Bouie	1,381	151	458	721	51
Write-In Totals	95	11	34	48	2
Total Votes Cast	4,459	496	1,434	2,366	163
Overvotes	3	3	0	0	0
Undervotes	2,343	332	513	1,369	129

Members of Local Board of Education Collingswood School District

	TOTAL	Early Voting	Vote By Mail	Election Day	Provisional
Maggie Zmijewski	3,149	573	1,108	1,399	69
Zakiya Devine	3,099	535	1,144	1,340	80
Danielle Brown	2,968	520	995	1,374	79
Rebecca Sieg	2,789	502	1,019	1,203	65
Lia Forman	2,644	469	999	1,092	84
Paul Groch	2,551	459	953	1,068	71
James B. DeSimone	1,539	277	582	640	40
Write-In Totals	97	15	31	51	0
Total Votes Cast	18,836	3,350	6,831	8,167	488
Overvotes	162	30	84	36	12
Undervotes	5,014	1,153	1,659	1,994	208

Members of Local Board of Education Gibbsboro School District

	TOTAL	Early Voting	Vote By Mail	Election Day	Provisional
Jennifer Stilwell	838	86	313	417	22
Cass McKee	805	73	317	390	25
No Nomination Made	0	0	0	0	0
Write-In Totals	103	9	37	56	1
Total Votes Cast	1,746	168	667	863	48
Overvotes	0	0	0	0	0
Undervotes	2,190	255	725	1,141	69

Members of Local Board of Education Gloucester City School District

	TOTAL	Early Voting	Vote By Mail	Election Day	Provisional
Bernadette James	2,954	240	901	1,716	97
Michael J. Smollock	2,859	244	885	1,636	94
Jennifer Evans	2,773	228	878	1,575	92
Write-In Totals	224	14	58	145	7
Total Votes Cast	8,810	726	2,722	5,072	290
Overvotes	15	0	6	6	3
Undervotes	4,822	495	707	3,382	238

Summary Results Report
 2024 Camden County General
 November 5, 2024

OFFICIAL RESULTS
 Joseph Ripa, County Clerk
 Camden County

Members of Regional Board of Education Black Horse Pike Regional School District - Gloucester Township School District

Vote For 3

	TOTAL	Early Voting	Vote By Mail	Election Day	Provisional
Shana Mosley	21,275	3,304	7,718	9,444	809
Jennifer J. Storer	21,092	3,225	7,758	9,326	783
Jerry "Jay" McMullin	20,538	3,141	7,633	9,000	764
Write-In Totals	583	103	217	240	23
Total Votes Cast	63,488	9,773	23,326	28,010	2,379
Overvotes	123	9	66	39	9
Undervotes	40,204	7,285	10,724	20,434	1,761

Members of Local Board of Education Gloucester Township School District

Vote For 3

	TOTAL	Early Voting	Vote By Mail	Election Day	Provisional
Kia R. Gore	13,243	2,040	4,835	5,859	509
Dena Hendry	12,101	1,783	3,688	6,158	472
Nicholas Hutchison	11,204	1,740	4,114	4,913	437
Angelo DeStefano	11,165	1,835	4,033	4,919	378
Linda K. Gilch	10,021	1,549	3,785	4,323	364
Joseph Tursi, Jr.	7,484	1,088	2,127	3,981	288
Marc Torriero	6,122	880	1,798	3,199	245
Write-In Totals	248	58	79	104	7
Total Votes Cast	71,588	10,973	24,459	33,456	2,700
Overvotes	1,632	138	1,011	387	96
Undervotes	30,595	5,956	8,646	14,640	1,353

Members of Local Board of Education Haddon Township School District

Vote For 3

	TOTAL	Early Voting	Vote By Mail	Election Day	Provisional
James Lex	4,362	494	1,859	1,894	115
David Ricci	4,343	543	1,664	2,009	127
Christopher Cook	3,977	458	1,687	1,737	95
John Lavell	3,276	445	1,138	1,592	101
Joshua Kennedy	2,476	301	794	1,311	70
Mark Henley	2,396	342	790	1,199	65
Write-In Totals	201	22	50	125	4
Total Votes Cast	21,031	2,605	7,982	9,867	577
Overvotes	210	54	120	21	15
Undervotes	7,700	1,079	2,644	3,579	398

Summary Results Report
 2024 Camden County General
 November 5, 2024

OFFICIAL RESULTS
 Joseph Ripa, County Clerk
 Camden County

Members of Local Board of Education Haddonfield School District

Vote For 3

	TOTAL	Early Voting	Vote By Mail	Election Day	Provisional
Matt Ritter	5,484	596	2,872	1,866	150
Meg Hollingworth	5,347	567	2,886	1,742	152
Stephanie K. Benecchi	5,221	548	2,846	1,680	147
Write-In Totals	345	65	148	117	15
Total Votes Cast	16,397	1,776	8,752	5,405	464
Overvotes	51	3	42	6	0
Undervotes	6,937	843	3,125	2,659	310

Members of Local Board of Education Haddon Heights School District

Vote For 3

	TOTAL	Early Voting	Vote By Mail	Election Day	Provisional
Trish Sheilds	3,259	298	1,355	1,496	110
Bryan Schroeder	2,926	281	1,146	1,391	108
Andrea Pagan	2,682	250	1,117	1,218	97
Thomas F. Hambrose	2,021	195	800	959	67
Write-In Totals	148	15	56	65	12
Total Votes Cast	11,036	1,039	4,474	5,129	394
Overvotes	207	30	141	24	12
Undervotes	3,658	512	1,331	1,639	176

Members of Local Board of Education Laurel Springs School District

Vote For 3

	TOTAL	Early Voting	Vote By Mail	Election Day	Provisional
Giavonna DelPidio	678	56	210	385	27
Tara Dunning	636	53	207	354	22
Elizabeth Ford	627	49	209	344	25
Wayne Bommer	468	31	147	278	12
Write-In Totals	67	1	22	44	0
Total Votes Cast	2,476	190	795	1,405	86
Overvotes	141	3	18	117	3
Undervotes	869	122	207	509	31

Member of Local Board of Education - Unexpired Term Lawnside School District

Vote For 1

	TOTAL	Early Voting	Vote By Mail	Election Day	Provisional
Sydney A. Hurley	453	34	127	274	18
Ketchell Johnson	439	40	162	221	16
William W. Jordan	267	12	126	120	9
Write-In Totals	42	2	15	25	0
Total Votes Cast	1,201	88	430	640	43
Overvotes	87	5	43	38	1
Undervotes	320	35	104	156	25

Summary Results Report
 2024 Camden County General
 November 5, 2024

OFFICIAL RESULTS
 Joseph Ripa, County Clerk
 Camden County

Members of Local Board of Education Lawnside School District

Vote For 3

	TOTAL	Early Voting	Vote By Mail	Election Day	Provisional
Darlene E. Still	946	64	348	499	35
Bridgett Kittles	689	48	277	334	30
H. Qawi Austin, Jr.	611	56	242	295	18
Glenn Arterbridge, Jr.	599	52	234	290	23
H. Qawi R. Austin, I	522	40	221	246	15
Write-In Totals	81	4	25	50	2
Total Votes Cast	3,448	264	1,347	1,714	123
Overvotes	159	12	75	72	0
Undervotes	1,217	108	309	716	84

Members of Local Board of Education Lindenwold School District

Vote For 3

	TOTAL	Early Voting	Vote By Mail	Election Day	Provisional
Jo-Ann Engels	3,662	414	1,470	1,661	117
Daniel O'Rourke	3,648	404	1,467	1,659	118
Marsha Hershman	3,542	404	1,451	1,578	109
Write-In Totals	165	13	77	64	11
Total Votes Cast	11,017	1,235	4,465	4,962	355
Overvotes	18	3	12	3	0
Undervotes	7,691	934	1,631	4,662	464

Member of Regional Board of Education Sterling Regional School District - Magnolia School District

Vote For 1

	TOTAL	Early Voting	Vote By Mail	Election Day	Provisional
Rebecca Lang Staffieri	1,519	181	429	854	55
Write-In Totals	12	3	1	7	1
Total Votes Cast	1,531	184	430	861	56
Overvotes	2	1	0	0	1
Undervotes	785	65	157	523	40

Member of Local Board of Education - Unexpired Term Magnolia School District

Vote For 1

	TOTAL	Early Voting	Vote By Mail	Election Day	Provisional
Jennifer Jackson	1,515	175	432	849	59
Write-In Totals	12	2	1	8	1
Total Votes Cast	1,527	177	433	857	60
Overvotes	0	0	0	0	0
Undervotes	791	73	154	527	37

Summary Results Report
 2024 Camden County General
 November 5, 2024

OFFICIAL RESULTS
 Joseph Ripa, County Clerk
 Camden County

Members of Local Board of Education Magnolia School District

Vote For 2

	TOTAL	Early Voting	Vote By Mail	Election Day	Provisional
P. Nick D'Amico	1,507	172	428	849	58
Rebecca Ammen	1,453	173	421	804	55
Write-In Totals	22	4	4	10	4
Total Votes Cast	2,982	349	853	1,663	117
Overvotes	0	0	0	0	0
Undervotes	1,654	151	321	1,105	77

Members of Local Board of Education Merchantville School District

Vote For 3

	TOTAL	Early Voting	Vote By Mail	Election Day	Provisional
Marc Carcanague	1,144	142	409	562	31
Elliot Honigfeld	1,078	140	414	491	33
No Nomination Made	0	0	0	0	0
Write-In Totals	295	52	98	138	7
Total Votes Cast	2,517	334	921	1,191	71
Overvotes	3	0	0	3	0
Undervotes	3,399	482	1,005	1,767	145

Members of Local Board of Education Mt. Ephraim School District

Vote For 3

	TOTAL	Early Voting	Vote By Mail	Election Day	Provisional
Brian Cavallaro	1,827	192	578	1,008	49
Holly Marrone	1,690	159	567	919	45
Kristen Marrone	1,615	147	555	867	46
Write-In Totals	94	4	32	58	0
Total Votes Cast	5,226	502	1,732	2,852	140
Overvotes	3	0	3	0	0
Undervotes	2,649	320	488	1,771	70

Members of Local Board of Education Oaklyn School District

Vote For 3

	TOTAL	Early Voting	Vote By Mail	Election Day	Provisional
Aidan DiMarco	1,338	158	397	751	32
Therese Marmion	1,193	128	386	652	27
Kimberly Love	1,114	115	355	617	27
Peter Mohan	1,107	125	320	631	31
Write-In Totals	78	13	18	47	0
Total Votes Cast	4,830	539	1,476	2,698	117
Overvotes	126	12	102	6	6
Undervotes	1,995	271	546	1,109	69

Summary Results Report
 2024 Camden County General
 November 5, 2024

OFFICIAL RESULTS
 Joseph Ripa, County Clerk
 Camden County

Member of Local Board of Education - Unexpired Term Pennsauken School District

Vote For 1

	TOTAL	Early Voting	Vote By Mail	Election Day	Provisional
Jeffrey C. Carey	6,221	729	1,838	3,415	239
John Figueroa, Jr.	5,784	624	1,678	3,287	195
Write-In Totals	58	7	9	36	6
Total Votes Cast	12,063	1,360	3,525	6,738	440
Overvotes	483	70	209	171	33
Undervotes	3,423	455	926	1,841	201

Members of Local Board of Education Pennsauken School District

Vote For 3

	TOTAL	Early Voting	Vote By Mail	Election Day	Provisional
Diane E. Johnson	7,323	850	2,268	3,936	269
Lisa Eckel	6,248	727	2,096	3,208	217
Jerry Bennett	5,386	645	1,740	2,817	184
Dana Surgner	4,966	528	1,550	2,722	166
Yudelka Morillo-Sandoval	4,852	493	1,416	2,764	179
Michael Porch	3,975	392	1,274	2,171	138
Write-In Totals	94	14	14	59	7
Total Votes Cast	32,844	3,649	10,358	17,677	1,160
Overvotes	1,029	162	450	351	66
Undervotes	14,034	1,844	3,172	8,222	796

Members of Local Board of Education Pine Hill School District

Vote For 3

	TOTAL	Early Voting	Vote By Mail	Election Day	Provisional
Angela Cooper	3,131	392	1,093	1,533	113
Sharon M. Young	3,121	391	1,110	1,515	105
Angela B. Kosar	2,876	372	1,072	1,337	95
Write-In Totals	97	14	37	44	2
Total Votes Cast	9,225	1,169	3,312	4,429	315
Overvotes	21	0	9	9	3
Undervotes	5,070	691	1,023	3,113	243

Members of Local Board of Education Runnemede School District

Vote For 3

	TOTAL	Early Voting	Vote By Mail	Election Day	Provisional
Melissa Warner	2,185	496	674	942	73
Lindsay Davey	2,151	480	670	935	66
Lisa O'Brien	1,978	448	635	834	61
Patricia Adair	1,895	440	647	755	53
Write-In Totals	111	35	19	55	2
Total Votes Cast	8,320	1,899	2,645	3,521	255
Overvotes	555	102	282	162	9
Undervotes	3,950	1,089	1,126	1,618	117

Summary Results Report
 2024 Camden County General
 November 5, 2024

OFFICIAL RESULTS
 Joseph Ripa, County Clerk
 Camden County

Member of Regional Board of Education Sterling Regional School District - Somerdale School District

Vote For 1

	TOTAL	Early Voting	Vote By Mail	Election Day	Provisional
Emily J. Reich	1,852	192	604	996	60
Write-In Totals	28	2	9	15	2
Total Votes Cast	1,880	194	613	1,011	62
Overvotes	2	0	1	1	0
Undervotes	922	86	227	572	37

Members of Local Board of Education Somerdale School District

Vote For 3

	TOTAL	Early Voting	Vote By Mail	Election Day	Provisional
MaryJo Schoettle	1,768	174	593	946	55
No Nomination Made	0	0	0	0	0
No Nomination Made	0	0	0	0	0
Write-In Totals	86	18	21	43	4
Total Votes Cast	1,854	192	614	989	59
Overvotes	3	0	3	0	0
Undervotes	6,555	648	1,906	3,763	238

Members of Regional Board of Education - Unexpired Term Sterling Regional School District - Stratford School District

Vote For 2

	TOTAL	Early Voting	Vote By Mail	Election Day	Provisional
Michael R. Lewitt	2,514	258	885	1,293	78
No Nomination Made	0	0	0	0	0
Write-In Totals	91	12	19	57	3
Total Votes Cast	2,605	270	904	1,350	81
Overvotes	0	0	0	0	0
Undervotes	4,917	604	1,670	2,464	179

Member of Regional Board of Education Sterling Regional School District - Stratford School District

Vote For 1

	TOTAL	Early Voting	Vote By Mail	Election Day	Provisional
Emily J. Balog	2,538	263	895	1,299	81
Write-In Totals	28	4	3	19	2
Total Votes Cast	2,566	267	898	1,318	83
Overvotes	4	0	2	2	0
Undervotes	1,191	170	387	587	47

Member of Local Board of Education - Unexpired Term Stratford School District

Vote For 1

	TOTAL	Early Voting	Vote By Mail	Election Day	Provisional
No Nomination Made	0	0	0	0	0
Write-In Totals	97	11	26	57	3
Total Votes Cast	97	11	26	57	3
Overvotes	0	0	0	0	0
Undervotes	3,664	426	1,261	1,850	127

Summary Results Report
 2024 Camden County General
 November 5, 2024

OFFICIAL RESULTS
 Joseph Ripa, County Clerk
 Camden County

Members of Local Board of Education Stratford School District

Vote For 3

	TOTAL	Early Voting	Vote By Mail	Election Day	Provisional
Melissa D. Clark	1,634	172	605	818	39
Mandy Conway	1,602	176	585	796	45
Coryndi McFadden	1,334	148	432	694	60
Kathryn Decker	1,220	127	429	630	34
Anthony Robert Mudrey	1,081	123	336	586	36
Quianna Keenan	982	104	350	495	33
Write-In Totals	64	6	19	35	4
Total Votes Cast	7,917	856	2,756	4,054	251
Overvotes	258	15	108	117	18
Undervotes	3,108	440	997	1,550	121

Members of Regional Board of Education Eastern Camden County Regional School District - Voorhees School District

Vote For 2

	TOTAL	Early Voting	Vote By Mail	Election Day	Provisional
Robert L. Campbell	7,322	1,408	3,129	2,536	249
Steven Kosyla	6,827	1,404	2,935	2,250	238
Veronica Parker	6,566	1,175	2,890	2,260	241
Write-In Totals	162	45	35	72	10
Total Votes Cast	20,877	4,032	8,989	7,118	738
Overvotes	586	66	310	162	48
Undervotes	11,139	2,340	4,607	3,622	570

Member of Local Board of Education - Unexpired Term Voorhees School District

Vote For 1

	TOTAL	Early Voting	Vote By Mail	Election Day	Provisional
Jason A. Brice, Sr.	9,353	1,696	4,198	3,112	347
Write-In Totals	93	19	36	34	4
Total Votes Cast	9,446	1,715	4,234	3,146	351
Overvotes	15	0	13	1	1
Undervotes	6,840	1,504	2,706	2,304	326

Members of Local Board of Education Voorhees School District

Vote For 3

	TOTAL	Early Voting	Vote By Mail	Election Day	Provisional
Monica Watson	9,288	1,677	4,190	3,086	335
Julie Ketover	8,807	1,584	4,031	2,878	314
Crystal Munion	7,032	1,250	3,253	2,294	235
Garima Thapar	6,495	1,338	2,543	2,374	240
Write-In Totals	267	73	77	106	11
Total Votes Cast	31,889	5,922	14,094	10,738	1,135
Overvotes	621	69	282	207	63
Undervotes	16,393	3,666	6,483	5,408	836

Summary Results Report
 2024 Camden County General
 November 5, 2024

OFFICIAL RESULTS
 Joseph Ripa, County Clerk
 Camden County

Members of Local Board of Education Waterford School District

Vote For 3

	TOTAL	Early Voting	Vote By Mail	Election Day	Provisional
Roe Hunter	3,288	595	1,018	1,581	94
Ehren O'Donnell	3,230	592	959	1,588	91
Benjamin DeVuyst	2,670	498	772	1,335	65
Ryan Brinker	2,276	403	647	1,161	65
Write-In Totals	134	15	30	81	8
Total Votes Cast	11,598	2,103	3,426	5,746	323
Overvotes	345	24	174	132	15
Undervotes	6,129	1,218	1,728	2,963	220

Member of Local Board of Education - Unexpired Term Winslow School District

Vote For 1

	TOTAL	Early Voting	Vote By Mail	Election Day	Provisional
Gerard McManus	14,465	2,533	4,933	6,504	495
Write-In Totals	157	32	55	65	5
Total Votes Cast	14,622	2,565	4,988	6,569	500
Overvotes	36	6	16	10	4
Undervotes	6,149	1,328	1,950	2,602	269

Members of Local Board of Education Winslow School District

Vote For 3

	TOTAL	Early Voting	Vote By Mail	Election Day	Provisional
Cheryl Pitts	9,076	1,464	3,233	4,094	285
Wanda Glaud	8,125	1,379	2,663	3,802	281
Michael Clark	6,949	1,338	2,283	3,122	206
Rebecca Nieves	6,543	1,106	2,475	2,746	216
Luisita Vega	6,360	1,212	2,166	2,773	209
Robert Shawn Chester	4,945	762	1,625	2,388	170
Gerard Lamola	4,273	831	1,434	1,877	131
Write-In Totals	160	46	42	69	3
Total Votes Cast	46,431	8,138	15,921	20,871	1,501
Overvotes	1,011	141	561	231	78
Undervotes	14,979	3,418	4,380	6,441	740

Members of Local Board of Education Woodlynne School District

Vote For 3

	TOTAL	Early Voting	Vote By Mail	Election Day	Provisional
Samantha Kirby	492	47	136	292	17
Kyle Bowman	461	43	135	268	15
Christopher Dilkus	414	38	131	230	15
Write-In Totals	30	1	4	22	3
Total Votes Cast	1,397	129	406	812	50
Overvotes	6	0	6	0	0
Undervotes	1,120	90	179	802	49

Summary Results Report
 2024 Camden County General
 November 5, 2024

OFFICIAL RESULTS
 Joseph Ripa, County Clerk
 Camden County

Members of Board of Fire Commissioner Berlin Township Fire District No. 1

Vote For 2

	TOTAL	Early Voting	Vote By Mail	Election Day	Provisional
George W. Bundick	2,173	266	899	943	65
James J. Briles, Jr.	2,061	254	887	864	56
Write-In Totals	36	3	6	26	1
Total Votes Cast	4,270	523	1,792	1,833	122
Overvotes	4	2	2	0	0
Undervotes	1,880	305	520	973	82

Member of Board of Fire Commissioner Cherry Hill Fire District No. 13

Vote For 1

	TOTAL	Early Voting	Vote By Mail	Election Day	Provisional
William P. Kelly	30,725	4,886	13,778	11,120	941
Write-In Totals	335	71	132	121	11
Total Votes Cast	31,060	4,957	13,910	11,241	952
Overvotes	53	7	27	15	4
Undervotes	10,923	1,986	4,015	4,347	575

Members of Board of Fire Commissioner Pine Hill Borough Fire District No. 1

Vote For 2

	TOTAL	Early Voting	Vote By Mail	Election Day	Provisional
Michelle Briggs	2,334	295	735	1,226	78
Kevin Waddington	1,667	204	628	790	45
Thomas E. Hassett	1,311	163	493	606	49
Timothy W. Chalfant	1,176	148	297	688	43
Write-In Totals	36	5	12	18	1
Total Votes Cast	6,524	815	2,165	3,328	216
Overvotes	388	30	172	164	22
Undervotes	2,632	395	559	1,542	136

Members of Board of Fire Commissioner Winslow Township Fire District No. 1

Vote For 2

	TOTAL	Early Voting	Vote By Mail	Election Day	Provisional
Britney Grisso-Leahey	9,670	1,701	3,316	4,317	336
Anthony Sirolli	9,225	1,661	3,224	4,040	300
Gary W. Young, Sr.	6,055	1,089	2,003	2,782	181
Joseph G. Bigwood	5,642	983	1,955	2,519	185
Write-In Totals	106	24	36	44	2
Total Votes Cast	30,698	5,458	10,534	13,702	1,004
Overvotes	572	56	352	122	42
Undervotes	10,344	2,284	3,022	4,538	500

Summary Results Report
 2024 Camden County General
 November 5, 2024

OFFICIAL RESULTS
 Joseph Ripa, County Clerk
 Camden County

Brooklawn Proposal

Vote For 1	TOTAL	Early Voting	Vote By Mail	Election Day	Provisional
No	358	21	94	236	7
Yes	332	19	69	233	11
Total Votes Cast	690	40	163	469	18
Overvotes	0	0	0	0	0
Undervotes	209	19	29	154	7

Gloucester Twp Proposal

Vote For 1	TOTAL	Early Voting	Vote By Mail	Election Day	Provisional
No	22,690	3,749	6,997	11,117	827
Yes	5,171	831	2,292	1,887	161
Total Votes Cast	27,861	4,580	9,289	13,004	988
Overvotes	6	0	6	0	0
Undervotes	6,738	1,109	2,077	3,157	395

Haddon Height Proposal

Vote For 1	TOTAL	Early Voting	Vote By Mail	Election Day	Provisional
Yes	2,310	225	880	1,120	85
No	1,420	145	581	649	45
Total Votes Cast	3,730	370	1,461	1,769	130
Overvotes	1	0	0	0	1
Undervotes	1,236	157	521	495	63

**COUNTY OF CAMDEN
GENERAL ELECTION
NOVEMBER 5, 2024**

REJECTED MAIL-IN AND PROVISIONAL BALLOTS

MUNICIPALITY	REJECTED MAIL-IN	REJECTED PROVISIONAL	TOTAL REJECTED
AUDUBON BORO	3	39	42
AUDUBON PARK BORO	0	1	1
BARRINGTON BORO	3	14	17
BELLMAWR BORO	2	34	36
BERLIN BORO	2	45	47
BERLIN TWP.	3	16	19
BROOKLAWN BORO	0	10	10
CAMDEN CITY WARD 1	7	101	108
CAMDEN CITY WARD 2	8	127	135
CAMDEN CITY WARD 3	8	93	101
CAMDEN CITY WARD 4	18	167	185
CHERRY HILL TWP.	42	274	316
CHESILHURST BORO	1	8	9
CLEMENTON BORO	0	74	74
COLLINGSWOOD BORO	4	52	56
GIBBSBORO BORO	0	14	14
GLOUCESTER CITY WARD 1	1	30	31
GLOUCESTER CITY WARD 2	3	27	30
GLOUCESTER CITY WARD 3	1	27	28
GLOUCESTER TWP.	22	279	301
HADDON TWP.	4	54	58
HADDONFIELD BORO	7	20	27
HADDON HEIGHTS BORO	3	22	25
HI-NELLA BORO	0	6	6
LAUREL SPRINGS BORO	0	13	13
LAWNSIDE BORO	0	26	26
LINDENWOLD BORO	6	77	83
MAGNOLIA BORO	0	20	20
MERCHANTVILLE BORO	1	20	21
MOUNT EPHRAIM BORO	2	12	14
OAKLYN BORO	0	13	13
PENNSAUKEN TWP.	10	167	177
PINE HILL BORO	5	52	57
RUNNEMEDE BORO	3	32	35
SOMERDALE BORO	0	30	30
STRATFORD BORO	2	23	25
TAVISTOCK BORO	0	0	0
VOORHEES TWP.	18	115	133
WATERFORD TWP.	1	39	40
WINSLOW TWP. WARD 1	6	30	36
WINSLOW TWP. WARD 2	3	52	55
WINSLOW TWP. WARD 3	2	69	71
WINSLOW TWP. WARD 4	4	43	47
WOODLYNNE BORO	0	25	25
Total	205	2,392	2,597

2024 Camden County General

OFFICIAL RESULTS
Joseph Ripa, County Clerk
Camden County

November 5, 2024

	STATISTICS			
	Registered Voters - Total	Ballots Cast - Total	Ballots Cast - Blank	Voter Turnout - Total
Audubon District 1	896	612	0	68.3%
Audubon District 2	658	461	0	70.06%
Audubon District 3	1,087	781	0	71.85%
Audubon District 4	713	534	0	74.89%
Audubon District 5	1,063	683	0	64.25%
Audubon District 6	1,177	830	0	70.52%
Audubon District 7	706	551	0	78.05%
Audubon District 8	931	671	0	72.07%
Audubon Provisional	0	181	0	0%
Audubon EV Emergency	0	0	0	0%
Audubon Park District 1	820	541	0	65.98%
Audubon Park Provisional	0	37	0	0%
Audubon Park EV Emergency	0	0	0	0%
Barrington District 1	1,265	940	0	74.31%
Barrington District 2	1,050	745	0	70.95%
Barrington District 3	1,188	809	0	68.1%
Barrington District 4	1,505	932	0	61.93%
Barrington District 5	461	345	0	74.84%
Barrington Provisional	0	118	0	0%
Barrington EV Emergency	0	0	0	0%
Bellmawr District 1	1,582	1,016	0	64.22%
Bellmawr District 2	1,447	958	1	66.21%
Bellmawr District 3	1,310	781	0	59.62%
Bellmawr District 4	1,088	712	0	65.44%
Bellmawr District 5	1,048	646	0	61.64%
Bellmawr District 6	1,298	803	0	61.86%
Bellmawr District 7	981	672	0	68.5%
Bellmawr Provisional	0	204	0	0%
Bellmawr EV Emergency	0	0	0	0%
Berlin Boro District 1	1,462	967	0	66.14%
Berlin Boro District 2	1,461	1,046	0	71.59%
Berlin Boro District 3	1,530	1,084	0	70.85%
Berlin Boro District 4	1,385	952	0	68.74%

November 5, 2024

	STATISTICS			
	Registered Voters - Total	Ballots Cast - Total	Ballots Cast - Blank	Voter Turnout - Total
Berlin Boro District 5	715	488	0	68.25%
Berlin Boro Provisional	0	146	0	0%
Berlin Boro EV Emergency	0	0	0	0%
Berlin Twp District 1	1,790	1,238	0	69.16%
Berlin Twp District 2	769	467	0	60.73%
Berlin Twp District 3	700	400	0	57.14%
Berlin Twp District 4	1,325	870	0	65.66%
Berlin Twp Provisional	0	102	0	0%
Berlin Twp EV Emergency	0	0	0	0%
Brooklawn District 1	1,439	874	1	60.74%
Brooklawn Provisional	0	25	0	0%
Brooklawn EV Emergency	0	0	0	0%
Camden Ward 1 District 1	596	195	0	32.72%
Camden Ward 1 District 2	1,123	401	0	35.71%
Camden Ward 1 District 3	1,123	443	0	39.45%
Camden Ward 1 District 4	944	313	0	33.16%
Camden Ward 1 District 5	1,320	395	0	29.92%
Camden Ward 1 District 6	1,310	502	0	38.32%
Camden Ward 1 District 7	910	244	0	26.81%
Camden Ward 1 District 8	903	415	0	45.96%
Camden Ward 1 District 9	1,389	453	0	32.61%
Camden Ward 1 District 10	1,280	475	0	37.11%
Camden Ward 1 Provisional	0	354	3	0%
Camden Ward 1 EV Emergency	0	0	0	0%
Camden Ward 2 District 1	684	280	0	40.94%
Camden Ward 2 District 2	922	360	0	39.05%
Camden Ward 2 District 3	1,044	459	0	43.97%
Camden Ward 2 District 4	745	261	0	35.03%
Camden Ward 2 District 5	836	257	0	30.74%
Camden Ward 2 District 6	1,546	551	1	35.64%
Camden Ward 2 District 7	1,008	394	0	39.09%
Camden Ward 2 District 8	1,735	547	2	31.53%
Camden Ward 2 District 9	1,773	596	0	33.62%

2024 Camden County General

OFFICIAL RESULTS
Joseph Ripa, County Clerk
Camden County

November 5, 2024

	STATISTICS			
	Registered Voters - Total	Ballots Cast - Total	Ballots Cast - Blank	Voter Turnout - Total
Camden Ward 2 District 10	821	284	0	34.59%
Camden Ward 2 District 11	765	259	2	33.86%
Camden Ward 2 Provisional	0	400	2	0%
Camden Ward 2 EV Emergency	0	0	0	0%
Camden Ward 3 District 1	1,018	319	0	31.34%
Camden Ward 3 District 2	1,182	465	0	39.34%
Camden Ward 3 District 3	1,151	375	0	32.58%
Camden Ward 3 District 4	1,146	403	3	35.17%
Camden Ward 3 District 5	924	274	3	29.65%
Camden Ward 3 District 6	1,113	456	3	40.97%
Camden Ward 3 District 7	1,180	397	0	33.64%
Camden Ward 3 District 8	1,326	532	0	40.12%
Camden Ward 3 District 9	1,752	635	0	36.24%
Camden Ward 3 Provisional	0	356	3	0%
Camden Ward 3 EV Emergency	0	0	0	0%
Camden Ward 4 District 1	938	364	0	38.81%
Camden Ward 4 District 2	1,075	334	0	31.07%
Camden Ward 4 District 3	1,074	249	0	23.18%
Camden Ward 4 District 4	1,145	393	0	34.32%
Camden Ward 4 District 5	888	300	0	33.78%
Camden Ward 4 District 6	1,345	468	0	34.8%
Camden Ward 4 District 7	1,170	428	1	36.58%
Camden Ward 4 District 8	1,180	477	0	40.42%
Camden Ward 4 District 9	1,207	502	0	41.59%
Camden Ward 4 District 10	1,050	418	0	39.81%
Camden Ward 4 Provisional	0	396	5	0%
Camden Ward 4 EV Emergency	0	0	0	0%
Cherry Hill District 1	1,144	869	0	75.96%
Cherry Hill District 2	1,396	843	0	60.39%
Cherry Hill District 3	1,268	796	0	62.78%
Cherry Hill District 4	1,350	855	0	63.33%
Cherry Hill District 5	1,358	914	0	67.3%
Cherry Hill District 6	953	640	1	67.16%

2024 Camden County General

OFFICIAL RESULTS
Joseph Ripa, County Clerk
Camden County

November 5, 2024

	STATISTICS			
	Registered Voters - Total	Ballots Cast - Total	Ballots Cast - Blank	Voter Turnout - Total
Cherry Hill District 7	1,159	791	0	68.25%
Cherry Hill District 8	1,123	654	0	58.24%
Cherry Hill District 9	2,317	1,459	0	62.97%
Cherry Hill District 10	868	633	0	72.93%
Cherry Hill District 11	1,357	932	0	68.68%
Cherry Hill District 12	1,287	892	1	69.31%
Cherry Hill District 13	1,083	783	0	72.3%
Cherry Hill District 14	953	693	0	72.72%
Cherry Hill District 15	1,291	886	0	68.63%
Cherry Hill District 16	873	652	0	74.68%
Cherry Hill District 17	1,345	909	1	67.58%
Cherry Hill District 18	977	696	0	71.24%
Cherry Hill District 19	1,045	722	0	69.09%
Cherry Hill District 20	2,262	1,618	1	71.53%
Cherry Hill District 21	1,411	890	0	63.08%
Cherry Hill District 22	1,160	885	0	76.29%
Cherry Hill District 23	1,579	956	0	60.54%
Cherry Hill District 24	1,303	849	0	65.16%
Cherry Hill District 25	1,100	734	0	66.73%
Cherry Hill District 26	1,692	1,200	0	70.92%
Cherry Hill District 27	1,179	844	0	71.59%
Cherry Hill District 28	1,387	935	0	67.41%
Cherry Hill District 29	1,479	1,003	0	67.82%
Cherry Hill District 30	735	520	0	70.75%
Cherry Hill District 31	1,662	1,060	0	63.78%
Cherry Hill District 32	852	444	0	52.11%
Cherry Hill District 33	1,430	1,025	0	71.68%
Cherry Hill District 34	1,206	838	0	69.49%
Cherry Hill District 35	1,275	925	0	72.55%
Cherry Hill District 36	1,454	938	0	64.51%
Cherry Hill District 37	1,134	803	0	70.81%
Cherry Hill District 38	909	675	0	74.26%
Cherry Hill District 39	1,222	869	0	71.11%

2024 Camden County General

OFFICIAL RESULTS
Joseph Ripa, County Clerk
Camden County

November 5, 2024

	STATISTICS			
	Registered Voters - Total	Ballots Cast - Total	Ballots Cast - Blank	Voter Turnout - Total
Cherry Hill District 40	891	621	0	69.7%
Cherry Hill District 41	1,095	681	1	62.19%
Cherry Hill District 42	757	548	0	72.39%
Cherry Hill District 43	980	703	2	71.73%
Cherry Hill District 44	1,540	951	0	61.75%
Cherry Hill District 45	2,030	1,284	0	63.25%
Cherry Hill District 46	1,185	764	1	64.47%
Cherry Hill District 47	1,388	869	1	62.61%
Cherry Hill District 48	817	454	0	55.57%
Cherry Hill Provisional	0	1,531	4	0%
Cherry Hill EV Emergency	0	0	0	0%
Chesilhurst District 1	1,269	718	0	56.58%
Chesilhurst Provisional	0	29	0	0%
Chesilhurst EV Emergency	0	0	0	0%
Clementon District 1	1,266	686	0	54.19%
Clementon District 2	1,083	612	0	56.51%
Clementon District 3	1,509	873	0	57.85%
Clementon Provisional	0	97	0	0%
Clementon EV Emergency	0	0	0	0%
Collingswood District 1	772	591	0	76.55%
Collingswood District 2	1,083	802	0	74.05%
Collingswood District 3	677	450	0	66.47%
Collingswood District 4	1,003	732	0	72.98%
Collingswood District 5	1,025	374	0	36.49%
Collingswood District 6	783	590	0	75.35%
Collingswood District 7	1,068	795	0	74.44%
Collingswood District 8	890	643	0	72.25%
Collingswood District 9	1,430	965	0	67.48%
Collingswood District 10	881	616	0	69.92%
Collingswood District 11	1,015	732	0	72.12%
Collingswood District 12	624	478	0	76.6%
Collingswood Provisional	0	236	0	0%
Collingswood EV Emergency	0	0	0	0%

2024 Camden County General

OFFICIAL RESULTS
Joseph Ripa, County Clerk
Camden County

November 5, 2024

	STATISTICS				Voter Turnout - Total
	Registered Voters - Total	Ballots Cast - Total	Ballots Cast - Blank	Ballots Cast - Blank	
Gibbsboro District 1	972	676	0	0	69.55%
Gibbsboro District 2	877	597	0	0	68.07%
Gibbsboro Provisional	0	39	1	0	0%
Gibbsboro EV Emergency	0	0	0	0	0%
Gloucester City Ward 1 District 1	1,039	466	1	0	44.85%
Gloucester City Ward 1 District 2	789	467	0	0	59.19%
Gloucester City Ward 1 District 3	733	451	0	0	61.53%
Gloucester City Ward 1	0	59	0	0	0%
Gloucester City Ward 1 EV	0	0	0	0	0%
Gloucester City Ward 2 District 1	844	394	1	0	46.68%
Gloucester City Ward 2 District 2	946	566	0	0	59.83%
Gloucester City Ward 2 District 3	1,143	761	0	0	66.58%
Gloucester City Ward 2	0	59	0	0	0%
Gloucester City Ward 2 EV	0	0	0	0	0%
Gloucester City Ward 3 District 1	1,254	610	0	0	48.64%
Gloucester City Ward 3 District 2	1,139	657	1	0	57.68%
Gloucester City Ward 3	0	59	0	0	0%
Gloucester City Ward 3 EV	0	0	0	0	0%
Gloucester Twp District 1	800	539	1	0	67.37%
Gloucester Twp District 2	871	603	0	0	69.23%
Gloucester Twp District 3	887	593	0	0	66.85%
Gloucester Twp District 4	1,208	831	0	0	68.79%
Gloucester Twp District 5	1,605	985	0	0	61.37%
Gloucester Twp District 6	1,610	939	0	0	58.32%
Gloucester Twp District 7	1,342	895	0	0	66.69%
Gloucester Twp District 8	1,257	811	0	0	64.52%
Gloucester Twp District 9	1,444	999	0	0	69.18%
Gloucester Twp District 10	1,079	703	0	0	65.15%
Gloucester Twp District 11	1,110	807	0	0	72.7%
Gloucester Twp District 12	1,256	939	0	0	74.76%
Gloucester Twp District 13	1,869	979	0	0	52.38%
Gloucester Twp District 14	1,441	791	0	0	54.89%
Gloucester Twp District 15	1,608	1,062	0	0	66.04%

2024 Camden County General

OFFICIAL RESULTS
Joseph Ripa, County Clerk
Camden County

November 5, 2024

	STATISTICS			
	Registered Voters - Total	Ballots Cast - Total	Ballots Cast - Blank	Voter Turnout - Total
Gloucester Twp District 16	1,211	912	0	75.31%
Gloucester Twp District 17	2,220	1,093	0	49.23%
Gloucester Twp District 18	1,817	1,057	0	58.17%
Gloucester Twp District 19	1,564	1,065	0	68.09%
Gloucester Twp District 20	1,501	1,051	0	70.02%
Gloucester Twp District 21	821	577	0	70.28%
Gloucester Twp District 22	1,005	666	0	66.27%
Gloucester Twp District 23	1,480	892	0	60.27%
Gloucester Twp District 24	1,351	973	0	72.02%
Gloucester Twp District 25	1,244	877	0	70.5%
Gloucester Twp District 26	1,021	710	0	69.54%
Gloucester Twp District 27	1,072	712	0	66.42%
Gloucester Twp District 28	1,173	576	0	49.1%
Gloucester Twp District 29	1,408	980	0	69.6%
Gloucester Twp District 30	1,670	1,085	1	64.97%
Gloucester Twp District 31	1,448	973	0	67.2%
Gloucester Twp District 32	1,326	905	0	68.25%
Gloucester Twp District 33	1,397	868	0	62.13%
Gloucester Twp District 34	1,143	735	0	64.3%
Gloucester Twp District 35	1,810	1,217	0	67.24%
Gloucester Twp District 36	865	614	0	70.98%
Gloucester Twp District 37	686	304	0	44.31%
Gloucester Twp District 38	1,053	646	0	61.35%
Gloucester Twp District 39	680	477	0	70.15%
Gloucester Twp District 40	1,271	781	0	61.45%
Gloucester Twp Provisional	0	1,383	2	0%
Gloucester Twp EV Emergency	0	0	0	0%
Haddon Heights District 1	812	595	0	73.28%
Haddon Heights District 2	739	506	0	68.47%
Haddon Heights District 3	1,127	840	0	74.53%
Haddon Heights District 4	665	477	0	71.73%
Haddon Heights District 5	1,008	756	0	75%
Haddon Heights District 6	1,041	790	1	75.89%

November 5, 2024

	STATISTICS			
	Registered Voters - Total	Ballots Cast - Total	Ballots Cast - Blank	Voter Turnout - Total
Haddon Heights District 7	1,070	809	0	75.61%
Haddon Heights Provisional	0	194	0	0%
Haddon Heights EV Emergency	0	0	0	0%
Haddon Twp District 1	1,097	785	0	71.56%
Haddon Twp District 2	743	535	0	72.01%
Haddon Twp District 3	1,220	941	0	77.13%
Haddon Twp District 4	788	525	0	66.62%
Haddon Twp District 5	568	382	0	67.25%
Haddon Twp District 6	794	537	0	67.63%
Haddon Twp District 7	732	568	0	77.6%
Haddon Twp District 8	892	584	0	65.47%
Haddon Twp District 9	628	480	0	76.43%
Haddon Twp District 10	775	537	0	69.29%
Haddon Twp District 11	974	733	0	75.26%
Haddon Twp District 12	1,536	1,157	1	75.33%
Haddon Twp District 13	728	511	0	70.19%
Haddon Twp District 14	725	513	0	70.76%
Haddon Twp District 15	771	529	3	68.61%
Haddon Twp Provisional	0	330	1	0%
Haddon Twp EV Emergency	0	0	0	0%
Haddonfield District 1	1,210	839	0	69.34%
Haddonfield District 2	1,353	935	0	69.11%
Haddonfield District 3	1,052	748	0	71.1%
Haddonfield District 4	824	585	0	71%
Haddonfield District 5	753	537	0	71.31%
Haddonfield District 6	1,025	773	0	75.41%
Haddonfield District 7	977	698	0	71.44%
Haddonfield District 8	1,108	826	0	74.55%
Haddonfield District 9	1,257	950	0	75.58%
Haddonfield District 10	887	646	1	72.83%
Haddonfield Provisional	0	258	0	0%
Haddonfield EV Emergency	0	0	0	0%
Hi-Nella District 1	708	382	0	53.95%

2024 Camden County General

OFFICIAL RESULTS
Joseph Ripa, County Clerk
Camden County

November 5, 2024

	STATISTICS			
	Registered Voters - Total	Ballots Cast - Total	Ballots Cast - Blank	Voter Turnout - Total
Hi-Nella Provisional	0	17	0	0%
Hi-Nella EV Emergency	0	0	0	0%
Laurel Springs District 1	872	543	1	62.27%
Laurel Springs District 2	781	579	0	74.14%
Laurel Springs Provisional	0	40	0	0%
Laurel Springs EV Emergency	0	0	0	0%
Lawnside District 1	1,261	774	1	61.38%
Lawnside District 2	1,331	765	0	57.48%
Lawnside Provisional	0	69	1	0%
Lawnside EV Emergency	0	0	0	0%
Lindenwold District 1	1,421	818	1	57.57%
Lindenwold District 2	1,355	803	0	59.26%
Lindenwold District 3	1,005	602	0	59.9%
Lindenwold District 4	1,823	931	0	51.07%
Lindenwold District 5	1,124	463	0	41.19%
Lindenwold District 6	1,337	718	0	53.7%
Lindenwold District 7	870	354	0	40.69%
Lindenwold District 8	1,486	768	0	51.68%
Lindenwold District 9	900	512	0	56.89%
Lindenwold Provisional	0	273	1	0%
Lindenwold EV Emergency	0	0	0	0%
Magnolia District 1	912	574	0	62.94%
Magnolia District 2	751	481	0	64.05%
Magnolia District 3	876	557	0	63.58%
Magnolia District 4	921	609	0	66.12%
Magnolia Provisional	0	97	0	0%
Magnolia EV Emergency	0	0	0	0%
Merchantville District 1	1,263	849	0	67.22%
Merchantville District 2	831	575	0	69.19%
Merchantville District 3	862	477	1	55.34%
Merchantville Provisional	0	72	0	0%
Merchantville EV Emergency	0	0	0	0%
Mt. Ephraim District 1	881	589	1	66.86%

2024 Camden County General

OFFICIAL RESULTS
Joseph Ripa, County Clerk
Camden County

November 5, 2024

	STATISTICS			
	Registered Voters - Total	Ballots Cast - Total	Ballots Cast - Blank	Voter Turnout - Total
Mt. Ephraim District 2	998	711	0	71.24%
Mt. Ephraim District 3	970	646	0	66.6%
Mt. Ephraim District 4	960	610	0	63.54%
Mt. Ephraim Provisional	0	70	0	0%
Mt. Ephraim EV Emergency	0	0	0	0%
Oaklyn District 1	737	543	0	73.68%
Oaklyn District 2	890	560	0	62.92%
Oaklyn District 3	848	591	0	69.69%
Oaklyn District 4	766	559	0	72.98%
Oaklyn Provisional	0	64	0	0%
Oaklyn EV Emergency	0	0	0	0%
Pennsauken District 1	1,206	592	0	49.09%
Pennsauken District 2	1,635	903	0	55.23%
Pennsauken District 3	1,137	704	0	61.92%
Pennsauken District 4	1,586	835	0	52.65%
Pennsauken District 5	848	557	0	65.68%
Pennsauken District 6	1,646	1,100	0	66.83%
Pennsauken District 7	1,453	718	0	49.42%
Pennsauken District 8	1,121	627	0	55.93%
Pennsauken District 9	1,000	549	1	54.9%
Pennsauken District 10	975	572	0	58.67%
Pennsauken District 11	1,143	709	0	62.03%
Pennsauken District 12	969	497	0	51.29%
Pennsauken District 13	1,006	633	1	62.92%
Pennsauken District 14	1,160	628	0	54.14%
Pennsauken District 15	1,349	604	0	44.77%
Pennsauken District 16	848	425	0	50.12%
Pennsauken District 17	1,502	864	0	57.52%
Pennsauken District 18	1,479	926	0	62.61%
Pennsauken District 19	809	478	0	59.09%
Pennsauken District 20	794	414	0	52.14%
Pennsauken District 21	916	528	1	57.64%
Pennsauken District 22	940	545	1	57.98%

2024 Camden County General

OFFICIAL RESULTS
Joseph Ripa, County Clerk
Camden County

November 5, 2024

	STATISTICS				Voter Turnout - Total
	Registered Voters - Total	Ballots Cast - Total	Ballots Cast - Blank	Ballots Cast - Total	
Pennsauken District 23	878	575	0	0	65.49%
Pennsauken District 24	755	312	0	0	41.32%
Pennsauken Provisional	0	674	4	4	0%
Pennsauken EV Emergency	0	0	0	0	0%
Pine Hill District 1	1,553	858	3	3	55.25%
Pine Hill District 2	1,338	850	0	0	63.53%
Pine Hill District 3	1,415	941	0	0	66.5%
Pine Hill District 4	1,370	746	0	0	54.45%
Pine Hill District 5	1,410	867	0	0	61.49%
Pine Hill District 6	661	323	0	0	48.87%
Pine Hill Provisional	0	187	1	1	0%
Pine Hill EV Emergency	0	0	0	0	0%
Runnemed District 1	833	535	0	0	64.23%
Runnemed District 2	1,148	740	0	0	64.46%
Runnemed District 3	822	560	0	0	68.13%
Runnemed District 4	973	653	0	0	67.11%
Runnemed District 5	1,442	874	0	0	60.61%
Runnemed District 6	1,142	786	0	0	68.83%
Runnemed Provisional	0	127	0	0	0%
Runnemed EV Emergency	0	0	0	0	0%
Somerdale District 1	1,624	1,026	0	0	63.18%
Somerdale District 2	944	598	0	0	63.35%
Somerdale District 3	893	521	0	0	58.34%
Somerdale District 4	891	560	0	0	62.85%
Somerdale Provisional	0	99	0	0	0%
Somerdale EV Emergency	0	0	0	0	0%
Stratford District 1	688	470	0	0	68.31%
Stratford District 2	926	620	0	0	66.95%
Stratford District 3	927	609	0	0	65.7%
Stratford District 4	1,086	785	0	0	72.28%
Stratford District 5	834	454	1	1	54.44%
Stratford District 6	938	693	0	0	73.88%
Stratford Provisional	0	130	0	0	0%

November 5, 2024

	STATISTICS			
	Registered Voters - Total	Ballots Cast - Total	Ballots Cast - Blank	Voter Turnout - Total
Stratford EV Emergency	0	0	0	0%
Tavistock District 1	12	8	0	66.67%
Voorhees District 1	1,639	1,060	0	64.67%
Voorhees District 2	1,542	1,007	1	65.3%
Voorhees District 3	1,418	919	0	64.81%
Voorhees District 4	1,505	783	0	52.03%
Voorhees District 5	1,478	854	0	57.78%
Voorhees District 6	1,473	982	0	66.67%
Voorhees District 7	794	549	0	69.14%
Voorhees District 8	1,808	1,187	0	65.65%
Voorhees District 9	1,516	1,036	0	68.34%
Voorhees District 10	1,117	757	0	67.77%
Voorhees District 11	1,086	801	0	73.76%
Voorhees District 12	1,043	693	0	66.44%
Voorhees District 13	1,480	937	1	63.31%
Voorhees District 14	997	665	0	66.7%
Voorhees District 15	1,295	867	2	66.95%
Voorhees District 16	954	610	0	63.94%
Voorhees District 17	717	542	1	75.59%
Voorhees District 18	1,253	624	0	49.8%
Voorhees District 19	1,111	750	1	67.51%
Voorhees Provisional	0	678	3	0%
Voorhees EV Emergency	0	0	0	0%
Waterford District 1	1,279	875	0	68.41%
Waterford District 2	1,350	896	0	66.37%
Waterford District 3	996	674	0	67.67%
Waterford District 4	978	719	0	73.52%
Waterford District 5	1,212	745	0	61.47%
Waterford District 6	740	521	0	70.41%
Waterford District 7	1,244	916	0	73.63%
Waterford District 8	700	492	0	70.29%
Waterford Provisional	0	186	1	0%
Waterford EV Emergency	0	0	0	0%

2024 Camden County General

OFFICIAL RESULTS
Joseph Ripa, County Clerk
Camden County

November 5, 2024

	STATISTICS			
	Registered Voters - Total	Ballots Cast - Total	Ballots Cast - Blank	Voter Turnout - Total
Winslow Ward 1 District 1	1,226	898	0	73.25%
Winslow Ward 1 District 2	1,372	805	0	58.67%
Winslow Ward 1 District 3	865	591	0	68.32%
Winslow Ward 1 District 4	1,535	1,052	0	68.53%
Winslow Ward 1 District 5	1,401	973	0	69.45%
Winslow Ward 1 District 6	1,133	712	1	62.84%
Winslow Ward 1 Provisional	0	164	0	0%
Winslow Ward 1 EV Emergency	0	0	0	0%
Winslow Ward 2 District 1	2,791	1,840	0	65.93%
Winslow Ward 2 District 2	1,348	937	0	69.51%
Winslow Ward 2 District 3	1,858	1,218	0	65.55%
Winslow Ward 2 District 4	1,097	757	0	69.01%
Winslow Ward 2 District 5	1,243	754	0	60.66%
Winslow Ward 2 Provisional	0	217	0	0%
Winslow Ward 2 EV Emergency	0	0	0	0%
Winslow Ward 3 District 1	1,820	1,038	0	57.03%
Winslow Ward 3 District 2	1,348	726	0	53.86%
Winslow Ward 3 District 3	1,464	756	0	51.64%
Winslow Ward 3 District 4	1,324	782	0	59.06%
Winslow Ward 3 District 5	1,531	936	0	61.14%
Winslow Ward 3 Provisional	0	196	0	0%
Winslow Ward 3 EV Emergency	0	0	0	0%
Winslow Ward 4 District 1	896	631	0	70.42%
Winslow Ward 4 District 2	1,940	1,113	0	57.37%
Winslow Ward 4 District 3	2,066	1,371	0	66.36%
Winslow Ward 4 District 4	1,449	972	0	67.08%
Winslow Ward 4 District 5	1,828	1,172	0	64.11%
Winslow Ward 4 Provisional	0	196	0	0%
Winslow Ward 4 EV Emergency	0	0	0	0%
Woodlynne District 1	981	433	2	44.14%
Woodlynne District 2	803	375	0	46.7%
Woodlynne Provisional	0	33	0	0%
Overseas	0	482	0	0%

November 5, 2024

STATISTICS			
Registered Voters - Total	394,178	252,220	91
Ballots Cast - Total			
Ballots Cast - Blank			
Voter Turnout - Total			
Totals	394,178	252,220	91

Presidential Electors for VOTE FOR 1														
	Donald J. Trump (R)	Kamala D. Harris (D)	Joseph Kishore (I)	Rachele Fruit (I)	Randall A. Terry (I)	Chase Oliver (I)	Jill Stein (I)	Robert F. Kennedy, Jr. (I)	Claudia De la Cruz (I)	Write-in Totals	Total Votes Cast	Overvotes	Undervotes	Contest Total
Audubon District 1	212	385	0	0	0	3	2	2	0	4	608	1	3	612
Audubon District 2	218	234	0	0	2	3	0	1	0	1	459	0	2	461
Audubon District 3	273	486	0	0	1	3	5	3	0	4	775	2	4	781
Audubon District 4	230	293	0	0	1	0	3	1	0	2	530	0	4	534
Audubon District 5	260	400	1	0	0	4	4	6	0	2	677	4	2	683
Audubon District 6	323	485	0	0	1	4	3	5	1	3	825	1	4	830
Audubon District 7	227	303	0	0	0	2	2	5	0	6	545	3	3	551
Audubon District 8	249	405	0	0	0	2	4	2	0	4	666	2	3	671
Audubon Provisional	80	94	0	0	0	1	0	0	1	1	177	4	0	181
Audubon EV Emergency	0	0	0	0	0	0	0	0	0	0	0	0	0	0
Audubon Park District 1	252	279	0	0	0	0	2	4	0	1	538	2	1	541
Audubon Park Provisional	22	12	0	0	0	1	0	0	1	0	36	1	0	37
Audubon Park EV Emergency	0	0	0	0	0	0	0	0	0	0	0	0	0	0
Barrington District 1	388	520	1	0	0	2	3	7	1	7	929	5	6	940
Barrington District 2	255	460	0	1	0	6	7	2	0	6	737	5	3	745
Barrington District 3	345	442	0	0	0	2	6	3	0	2	800	5	4	809
Barrington District 4	371	540	0	0	0	2	6	3	0	2	924	6	2	932
Barrington District 5	137	203	0	0	0	0	0	0	0	1	341	2	2	345
Barrington Provisional	60	55	0	0	0	0	0	1	0	0	116	2	0	118
Barrington EV Emergency	0	0	0	0	0	0	0	0	0	0	0	0	0	0
Bellmawr District 1	539	433	0	0	0	1	18	3	0	1	995	12	9	1,016
Bellmawr District 2	403	520	1	0	0	3	6	3	0	8	944	9	5	958

November 5, 2024

		Presidential Electors for VOTE FOR 1										Total Votes Cast	Overvotes	Undervotes	Contest Total
		Donald J. Trump (R)	Kamala D. Harris (D)	Joseph Kishore (I)	Rachele Fruit (I)	Randall A. Terry (I)	Chase Oliver (I)	Jill Stein (I)	Robert F. Kennedy, Jr. (I)	Claudia De la Cruz (I)	Write-in Totals				
Bellmawr District 3		362	393	2	0	0	3	5	3	0	4	772	6	3	781
Bellmawr District 4		423	274	0	0	0	0	0	1	1	1	704	6	2	712
Bellmawr District 5		300	325	0	0	0	0	1	2	1	1	630	13	3	646
Bellmawr District 6		351	425	3	0	0	1	5	7	0	0	792	7	4	803
Bellmawr District 7		321	338	0	0	0	0	1	4	0	1	665	3	4	672
Bellmawr Provisional		97	94	0	0	0	1	4	0	0	0	196	8	0	204
Bellmawr EV Emergency		0	0	0	0	0	0	0	0	0	0	0	0	0	0
Berlin Boro District 1		465	478	0	0	1	8	3	4	2	2	963	2	2	967
Berlin Boro District 2		531	474	0	0	1	3	4	10	0	6	1,029	10	7	1,046
Berlin Boro District 3		518	535	0	0	1	3	10	4	0	3	1,074	4	6	1,084
Berlin Boro District 4		505	428	0	1	0	0	1	7	0	2	944	4	4	952
Berlin Boro District 5		258	214	0	0	0	1	5	5	0	0	483	3	2	488
Berlin Boro Provisional		77	62	0	0	0	0	1	0	0	1	141	3	2	146
Berlin Boro EV Emergency		0	0	0	0	0	0	0	0	0	0	0	0	0	0
Berlin Twp District 1		534	670	0	0	0	4	6	7	0	3	1,224	8	6	1,238
Berlin Twp District 2		198	251	0	0	0	2	3	2	0	1	457	8	2	467
Berlin Twp District 3		215	178	0	0	0	0	1	1	1	1	397	2	1	400
Berlin Twp District 4		460	381	2	0	1	2	5	7	0	2	860	5	5	870
Berlin Twp Provisional		59	39	1	0	0	0	1	1	0	0	101	1	0	102
Berlin Twp EV Emergency		0	0	0	0	0	0	0	0	0	0	0	0	0	0
Brooklawn District 1		373	472	0	0	0	0	6	3	1	1	856	8	10	874
Brooklawn Provisional		11	13	0	0	0	0	0	0	0	0	24	1	0	25
Brooklawn EV Emergency		0	0	0	0	0	0	0	0	0	0	0	0	0	0
Camden Ward 1 District 1		26	160	0	0	0	0	1	0	0	0	187	5	3	195
Camden Ward 1 District 2		51	320	0	0	0	0	1	1	0	0	373	25	3	401
Camden Ward 1 District 3		43	360	0	0	1	0	6	2	2	4	418	21	4	443
Camden Ward 1 District 4		46	247	1	0	0	0	0	2	0	0	296	15	2	313
Camden Ward 1 District 5		65	300	0	0	0	0	1	0	1	1	369	23	3	395
Camden Ward 1 District 6		76	402	0	0	0	0	4	0	2	0	484	15	3	502
Camden Ward 1 District 7		39	193	0	0	0	0	0	0	0	0	232	11	1	244
Camden Ward 1 District 8		35	369	0	0	0	0	0	3	0	0	407	7	1	415
Camden Ward 1 District 9		60	377	0	1	0	0	2	1	0	0	441	11	1	453

November 5, 2024

		Presidential Electors for VOTE FOR 1												
	Donald J. Trump (R)	Kamala D. Harris (D)	Joseph Kishore (I)	Rachele Fruit (I)	Randall A. Terry (I)	Chase Oliver (I)	Jill Stein (I)	Robert F. Kennedy, Jr. (I)	Claudia De la Cruz (I)	Write-in Totals	Total Votes Cast	Overvotes	Undervotes	Contest Total
Camden Ward 1 District 10	73	384	0	0	0	0	4	0	0	2	463	11	1	475
Camden Ward 1 Provisional	63	263	0	0	0	0	0	1	0	0	327	20	7	354
Camden Ward 1 EV Emergency	0	0	0	0	0	0	0	0	0	0	0	0	0	0
Camden Ward 2 District 1	27	238	0	0	0	0	0	1	0	0	266	14	0	280
Camden Ward 2 District 2	27	316	0	1	1	0	0	1	0	1	347	12	1	360
Camden Ward 2 District 3	27	417	0	0	0	0	1	1	0	0	446	8	5	459
Camden Ward 2 District 4	28	221	2	0	0	0	1	2	0	0	254	7	0	261
Camden Ward 2 District 5	15	230	0	0	0	1	2	0	0	0	248	6	3	257
Camden Ward 2 District 6	46	467	0	0	0	0	0	1	0	0	514	34	3	551
Camden Ward 2 District 7	48	340	0	0	0	0	1	0	0	0	389	4	1	394
Camden Ward 2 District 8	51	475	0	0	0	0	3	0	0	1	530	12	5	547
Camden Ward 2 District 9	53	521	0	0	0	0	1	1	1	0	577	18	1	596
Camden Ward 2 District 10	22	247	1	0	0	2	1	1	0	0	274	8	2	284
Camden Ward 2 District 11	31	210	0	0	0	1	2	0	0	0	244	12	3	259
Camden Ward 2 Provisional	53	306	0	0	0	0	1	1	0	2	363	31	6	400
Camden Ward 2 EV Emergency	0	0	0	0	0	0	0	0	0	0	0	0	0	0
Camden Ward 3 District 1	76	218	0	0	0	0	0	0	0	1	295	22	2	319
Camden Ward 3 District 2	97	318	0	0	0	0	3	4	0	3	425	37	3	465
Camden Ward 3 District 3	61	274	1	0	0	0	1	1	0	0	338	36	1	375
Camden Ward 3 District 4	51	305	0	0	0	0	0	0	0	1	357	40	6	403
Camden Ward 3 District 5	37	211	0	0	0	0	0	0	0	0	248	19	7	274
Camden Ward 3 District 6	78	330	1	0	0	0	1	2	1	0	413	38	5	456
Camden Ward 3 District 7	97	251	0	0	0	0	1	1	0	1	351	40	6	397
Camden Ward 3 District 8	161	359	0	0	0	0	2	2	1	0	525	5	2	532
Camden Ward 3 District 9	156	457	0	0	0	0	3	2	2	0	620	11	4	635
Camden Ward 3 Provisional	96	230	1	0	0	0	1	0	1	0	329	22	5	356
Camden Ward 3 EV Emergency	0	0	0	0	0	0	0	0	0	0	0	0	0	0
Camden Ward 4 District 1	65	262	0	0	0	0	0	1	0	1	329	34	1	364
Camden Ward 4 District 2	65	249	0	0	0	0	2	2	3	1	322	11	1	334
Camden Ward 4 District 3	42	189	0	0	1	0	0	0	0	0	232	17	0	249
Camden Ward 4 District 4	68	300	0	0	0	0	0	1	0	1	370	17	6	393
Camden Ward 4 District 5	60	198	0	0	0	0	0	0	2	0	260	39	1	300

November 5, 2024

		Presidential Electors for VOTE FOR 1											Total Votes Cast	Overvotes	Undervotes	Contest Total
		Donald J. Trump (R)	Kamala D. Harris (D)	Joseph Kishore (I)	Rachele Fruit (I)	Randall A. Terry (I)	Chase Oliver (I)	Jill Stein (I)	Robert F. Kennedy, Jr. (I)	Claudia De la Cruz (I)	Write-in Totals	Total Votes Cast	Overvotes	Undervotes	Contest Total	
Camden Ward 4 District 6		117	328	0	0	0	0	2	1	2	0	450	13	5	468	
Camden Ward 4 District 7		105	310	0	0	0	0	1	0	0	1	417	8	3	428	
Camden Ward 4 District 8		118	335	2	1	0	0	3	2	0	1	462	13	2	477	
Camden Ward 4 District 9		128	345	0	0	0	0	1	3	0	0	477	22	3	502	
Camden Ward 4 District 10		39	354	0	0	0	0	3	1	3	3	403	15	0	418	
Camden Ward 4 Provisional		81	276	1	0	0	0	1	3	0	0	362	24	10	396	
Camden Ward 4 EV Emergency		0	0	0	0	0	0	0	0	0	0	0	0	0	0	
Cherry Hill District 1		291	543	0	0	0	4	0	6	2	6	852	8	9	869	
Cherry Hill District 2		317	498	1	0	0	0	6	5	2	4	833	4	6	843	
Cherry Hill District 3		331	456	0	0	0	1	1	5	1	0	795	1	0	796	
Cherry Hill District 4		327	513	0	0	0	2	3	4	1	1	851	2	2	855	
Cherry Hill District 5		321	571	1	0	1	3	3	2	0	2	904	7	3	914	
Cherry Hill District 6		241	387	0	0	1	1	0	1	0	1	632	3	5	640	
Cherry Hill District 7		280	485	1	0	1	1	11	4	0	3	786	2	3	791	
Cherry Hill District 8		237	391	0	0	0	2	9	5	0	3	647	4	3	654	
Cherry Hill District 9		541	873	1	1	1	0	5	5	3	8	1,438	11	10	1,459	
Cherry Hill District 10		284	333	0	0	0	4	2	3	0	3	629	1	3	633	
Cherry Hill District 11		395	507	0	0	2	6	4	1	0	6	921	6	5	932	
Cherry Hill District 12		311	549	0	0	2	2	5	5	1	3	878	10	4	892	
Cherry Hill District 13		297	460	1	1	0	4	3	4	0	4	774	3	6	783	
Cherry Hill District 14		236	430	2	0	1	2	5	5	0	3	684	2	7	693	
Cherry Hill District 15		315	536	0	0	0	2	2	3	1	14	873	3	10	886	
Cherry Hill District 16		178	454	0	0	0	1	5	4	1	1	644	1	7	652	
Cherry Hill District 17		295	579	1	0	1	3	14	5	0	1	899	2	8	909	
Cherry Hill District 18		221	455	1	0	0	2	4	4	0	3	690	1	5	696	
Cherry Hill District 19		236	461	1	1	0	2	9	0	0	2	712	4	6	722	
Cherry Hill District 20		551	1,022	0	0	1	7	5	12	0	7	1,605	6	7	1,618	
Cherry Hill District 21		335	533	0	0	0	0	5	3	1	2	879	4	7	890	
Cherry Hill District 22		318	542	1	0	1	2	4	4	1	3	876	2	7	885	
Cherry Hill District 23		388	531	0	0	0	2	16	4	0	5	946	3	7	956	
Cherry Hill District 24		325	494	2	0	0	4	4	5	0	6	840	3	6	849	
Cherry Hill District 25		279	424	1	0	0	1	7	7	2	4	725	2	7	734	

November 5, 2024

		Presidential Electors for VOTE FOR 1											Total Votes Cast	Overvotes	Undervotes	Contest Total
		Donald J. Trump (R)	Kamala D. Harris (D)	Joseph Kishore (I)	Rachele Fruit (I)	Randall A. Terry (I)	Chase Oliver (I)	Jill Stein (I)	Robert F. Kennedy, Jr. (I)	Claudia De la Cruz (I)	Write-in Totals					
Cherry Hill District 26	332	827	1	0	0	3	14	1	6	3	1,187	5	8	1,200		
Cherry Hill District 27	234	576	0	1	3	8	0	3	5	3	831	5	8	844		
Cherry Hill District 28	280	622	0	1	2	15	3	0	5	5	928	5	2	935		
Cherry Hill District 29	312	654	1	0	5	4	0	2	983	11	983	11	9	1,003		
Cherry Hill District 30	132	377	0	0	3	0	1	0	515	1	515	1	4	520		
Cherry Hill District 31	314	720	0	0	2	8	3	0	1,052	6	1,052	6	2	1,060		
Cherry Hill District 32	127	297	0	0	0	2	0	1	429	10	429	10	5	444		
Cherry Hill District 33	334	661	0	1	1	10	6	1	1,017	3	1,017	3	5	1,025		
Cherry Hill District 34	294	522	0	1	0	6	3	0	831	2	831	2	5	838		
Cherry Hill District 35	331	557	0	2	1	1	5	1	905	6	905	10	10	925		
Cherry Hill District 36	355	552	0	0	1	5	1	0	922	7	922	7	9	938		
Cherry Hill District 37	251	522	0	2	2	6	4	0	792	2	792	2	9	803		
Cherry Hill District 38	163	497	0	0	0	7	2	0	673	0	673	0	2	675		
Cherry Hill District 39	246	591	0	0	2	9	5	3	858	2	858	2	9	869		
Cherry Hill District 40	165	434	0	0	0	5	3	0	612	2	612	2	7	621		
Cherry Hill District 41	224	432	2	0	0	6	2	0	668	5	668	5	8	681		
Cherry Hill District 42	179	351	0	0	4	1	2	0	540	1	540	1	7	548		
Cherry Hill District 43	232	441	0	0	2	6	4	2	688	0	688	0	15	703		
Cherry Hill District 44	304	615	0	0	2	13	3	0	941	6	941	6	4	951		
Cherry Hill District 45	367	878	0	0	1	3	9	0	1,268	8	1,268	8	8	1,284		
Cherry Hill District 46	244	495	0	0	0	4	2	0	749	9	749	9	6	764		
Cherry Hill District 47	245	599	1	0	3	4	5	0	860	0	860	0	9	869		
Cherry Hill District 48	113	323	2	0	3	1	5	1	448	4	448	4	2	454		
Cherry Hill Provisional	544	883	3	0	1	5	14	1	1,479	34	1,479	34	18	1,531		
Cherry Hill EV Emergency	0	0	0	0	0	0	0	0	0	0	0	0	0	0		
Chesilhurst District 1	255	440	0	0	0	7	5	0	708	8	708	8	2	718		
Chesilhurst Provisional	10	19	0	0	0	0	0	0	29	0	29	0	0	29		
Chesilhurst EV Emergency	0	0	0	0	0	0	0	0	0	0	0	0	0	0		
Clementon District 1	237	427	0	0	4	5	0	3	677	7	677	7	2	686		
Clementon District 2	251	334	1	0	2	4	4	1	598	10	598	10	4	612		
Clementon District 3	313	526	1	0	3	4	3	2	855	17	855	17	1	873		
Clementon Provisional	33	52	0	0	0	0	0	0	86	10	86	10	1	97		

November 5, 2024

		Presidential Electors for VOTE FOR 1												
	Donald J. Trump (R)	Kamala D. Harris (D)	Joseph Kishore (I)	Rachele Fruit (I)	Randall A. Terry (I)	Chase Oliver (I)	Jill Stein (I)	Robert F. Kennedy, Jr. (I)	Claudia De la Cruz (I)	Write-in Totals	Total Votes Cast	Overvotes	Undervotes	Contest Total
Clementon EV Emergency	0	0	0	0	0	0	0	0	0	0	0	0	0	0
Collingswood District 1	95	475	0	1	0	0	7	1	0	4	584	2	5	591
Collingswood District 2	138	645	0	0	0	0	6	3	3	2	797	1	4	802
Collingswood District 3	102	331	0	0	2	1	4	0	2	1	443	5	2	450
Collingswood District 4	130	584	0	0	0	6	5	0	1	1	727	2	3	732
Collingswood District 5	76	284	0	0	1	0	4	1	0	2	368	4	2	374
Collingswood District 6	125	443	1	0	0	3	4	6	0	2	584	0	6	590
Collingswood District 7	161	616	0	0	0	2	3	1	4	2	789	2	4	795
Collingswood District 8	115	504	0	1	0	2	6	6	0	1	635	2	6	643
Collingswood District 9	198	731	1	0	0	4	9	7	4	2	956	5	4	965
Collingswood District 10	142	449	1	0	1	1	6	3	4	3	610	6	0	616
Collingswood District 11	132	574	0	0	1	3	8	5	3	1	727	2	3	732
Collingswood District 12	95	366	0	0	0	1	5	3	1	0	471	0	7	478
Collingswood Provisional	51	167	0	1	0	1	1	5	2	1	229	6	1	236
Collingswood EV Emergency	0	0	0	0	0	0	0	0	0	0	0	0	0	0
Gibbsboro District 1	282	367	0	0	1	3	6	5	1	5	670	4	2	676
Gibbsboro District 2	264	316	0	0	0	2	4	6	0	0	592	0	5	597
Gibbsboro Provisional	24	12	0	0	0	0	1	1	0	0	38	0	1	39
Gibbsboro EV Emergency	0	0	0	0	0	0	0	0	0	0	0	0	0	0
Gloucester City Ward 1 District 1	197	252	0	0	0	0	1	2	2	2	456	9	1	466
Gloucester City Ward 1 District 2	177	270	0	0	0	2	3	4	1	1	458	6	3	467
Gloucester City Ward 1 District 3	242	190	0	0	0	0	5	0	1	2	440	7	4	451
Gloucester City Ward 1	29	27	0	0	0	0	0	0	0	0	56	3	0	59
Gloucester City Ward 1 EV	0	0	0	0	0	0	0	0	0	0	0	0	0	0
Gloucester City Ward 2 District 1	145	227	0	0	0	0	3	0	1	1	377	15	2	394
Gloucester City Ward 2 District 2	268	278	1	0	0	0	2	6	0	3	558	4	4	566
Gloucester City Ward 2 District 3	367	373	0	0	0	1	5	1	0	4	751	6	4	761
Gloucester City Ward 2	30	23	0	0	0	0	3	0	0	0	56	3	0	59
Gloucester City Ward 2 EV	0	0	0	0	0	0	0	0	0	0	0	0	0	0
Gloucester City Ward 3 District 1	263	322	0	1	0	1	5	2	0	1	595	12	3	610
Gloucester City Ward 3 District 2	352	282	0	0	1	1	6	0	0	4	646	8	3	657
Gloucester City Ward 3	33	22	0	0	0	0	0	0	0	0	55	4	0	59

November 5, 2024

		Presidential Electors for VOTE FOR 1												
	Donald J. Trump (R)	Kamala D. Harris (D)	Joseph Kishore (I)	Rachele Fruit (I)	Randall A. Terry (I)	Chase Oliver (I)	Jill Stein (I)	Robert F. Kennedy, Jr. (I)	Claudia De la Cruz (I)	Write-in Totals	Total Votes Cast	Overvotes	Undervotes	Contest Total
Gloucester City Ward 3 EV	0	0	0	0	0	0	0	0	0	0	0	0	0	0
Gloucester Twp District 1	285	242	0	0	0	1	3	2	1	1	535	0	4	539
Gloucester Twp District 2	292	294	0	0	0	2	1	6	0	3	598	4	1	603
Gloucester Twp District 3	283	301	0	0	0	0	0	5	0	0	589	0	4	593
Gloucester Twp District 4	412	397	0	0	1	5	2	5	0	2	824	3	4	831
Gloucester Twp District 5	379	566	0	0	1	3	8	3	0	4	964	15	6	985
Gloucester Twp District 6	409	496	0	0	3	1	1	4	2	1	917	17	5	939
Gloucester Twp District 7	476	392	1	1	0	1	1	8	4	2	886	5	4	895
Gloucester Twp District 8	220	565	0	0	0	1	6	1	0	2	795	8	8	811
Gloucester Twp District 9	453	519	0	0	0	1	5	2	2	4	986	5	8	999
Gloucester Twp District 10	377	310	0	0	0	3	2	4	1	0	697	3	3	703
Gloucester Twp District 11	374	407	1	0	1	1	4	8	0	2	798	3	6	807
Gloucester Twp District 12	437	479	2	0	0	1	2	8	0	3	932	4	3	939
Gloucester Twp District 13	376	575	1	0	0	1	5	5	0	1	964	10	5	979
Gloucester Twp District 14	224	541	1	0	0	1	6	3	5	0	781	7	3	791
Gloucester Twp District 15	478	561	0	0	1	0	7	4	0	3	1,054	5	3	1,062
Gloucester Twp District 16	417	476	0	0	0	3	1	5	0	1	903	6	3	912
Gloucester Twp District 17	313	708	4	0	1	1	7	2	2	2	1,040	47	6	1,093
Gloucester Twp District 18	325	698	1	1	0	3	8	2	1	3	1,042	8	7	1,057
Gloucester Twp District 19	459	572	1	0	3	3	5	4	1	4	1,052	7	6	1,065
Gloucester Twp District 20	404	619	0	0	0	2	5	4	0	5	1,039	5	7	1,051
Gloucester Twp District 21	312	255	1	0	0	1	2	1	0	1	573	2	2	577
Gloucester Twp District 22	318	323	0	0	0	1	3	8	0	1	654	8	4	666
Gloucester Twp District 23	235	616	1	1	0	2	17	2	0	7	881	4	7	892
Gloucester Twp District 24	415	537	0	0	0	0	5	1	1	1	960	4	9	973
Gloucester Twp District 25	464	389	0	0	2	2	3	3	1	4	868	0	9	877
Gloucester Twp District 26	327	356	0	0	0	2	4	10	1	2	702	5	3	710
Gloucester Twp District 27	358	328	1	0	0	2	0	4	0	2	695	13	4	712
Gloucester Twp District 28	170	385	0	0	0	1	4	1	0	3	564	8	4	576
Gloucester Twp District 29	414	546	0	0	0	0	3	3	0	5	971	2	7	980
Gloucester Twp District 30	477	574	0	0	0	7	4	4	0	2	1,068	8	9	1,085
Gloucester Twp District 31	360	594	0	0	0	0	5	4	0	3	966	2	5	973

November 5, 2024

		Presidential Electors for VOTE FOR 1												
	Donald J. Trump (R)	Kamala D. Harris (D)	Joseph Kishore (I)	Rachele Fruit (I)	Randall A. Terry (I)	Chase Oliver (I)	Jill Stein (I)	Robert F. Kennedy, Jr. (I)	Claudia De la Cruz (I)	Write-in Totals	Total Votes Cast	Overvotes	Undervotes	Contest Total
Gloucester Twp District 32	367	506	0	0	1	0	3	6	0	3	886	10	9	905
Gloucester Twp District 33	248	596	0	0	0	1	7	2	0	3	857	8	3	868
Gloucester Twp District 34	274	433	0	0	1	2	3	3	0	2	718	8	9	735
Gloucester Twp District 35	457	718	0	1	1	2	17	6	1	1	1,204	5	8	1,217
Gloucester Twp District 36	214	386	0	0	0	2	2	2	1	3	610	3	1	614
Gloucester Twp District 37	66	233	0	0	0	0	3	1	0	0	303	1	0	304
Gloucester Twp District 38	223	397	0	0	2	0	4	2	0	1	629	14	3	646
Gloucester Twp District 39	188	276	0	0	0	0	2	3	0	0	469	4	4	477
Gloucester Twp District 40	318	440	1	0	0	2	5	2	3	2	773	3	5	781
Gloucester Twp Provisional	588	707	0	0	0	1	11	12	2	2	1,323	54	6	1,383
Gloucester Twp EV Emergency	0	0	0	0	0	0	0	0	0	0	0	0	0	0
Haddon Heights District 1	182	393	0	0	1	2	1	5	2	3	589	1	5	595
Haddon Heights District 2	147	339	0	0	0	0	1	7	1	5	500	2	4	506
Haddon Heights District 3	296	512	1	0	3	3	4	6	0	8	833	0	7	840
Haddon Heights District 4	148	314	0	0	0	2	1	1	0	3	469	2	6	477
Haddon Heights District 5	232	490	0	0	1	5	3	12	2	3	748	2	6	756
Haddon Heights District 6	313	455	0	0	2	0	2	7	2	4	785	1	4	790
Haddon Heights District 7	315	471	0	0	1	5	5	2	1	2	802	3	4	809
Haddon Heights Provisional	64	117	0	0	0	1	6	1	0	1	190	2	2	194
Haddon Heights EV Emergency	0	0	0	0	0	0	0	0	0	0	0	0	0	0
Haddon Twp District 1	240	519	2	0	0	3	5	5	0	5	779	3	3	785
Haddon Twp District 2	165	354	1	0	0	2	1	4	0	1	528	4	3	535
Haddon Twp District 3	317	592	0	0	0	4	4	11	0	4	932	2	7	941
Haddon Twp District 4	183	328	0	0	1	1	1	2	3	2	521	2	2	525
Haddon Twp District 5	103	264	0	0	0	3	3	1	0	2	376	2	4	382
Haddon Twp District 6	236	293	0	0	0	0	2	1	1	1	534	1	2	537
Haddon Twp District 7	130	417	1	0	0	3	4	5	0	5	565	1	2	568
Haddon Twp District 8	176	387	0	1	0	3	6	4	0	2	579	2	3	584
Haddon Twp District 9	136	334	0	0	0	1	0	2	0	4	477	2	1	480
Haddon Twp District 10	164	350	0	0	0	3	3	4	4	6	534	1	2	537
Haddon Twp District 11	202	507	0	0	1	1	6	7	2	4	730	1	2	733
Haddon Twp District 12	358	760	0	0	0	3	5	12	1	7	1,146	3	8	1,157

November 5, 2024

		Presidential Electors for VOTE FOR 1												
	Donald J. Trump (R)	Kamala D. Harris (D)	Joseph Kishore (I)	Rachele Fruit (I)	Randall A. Terry (I)	Chase Oliver (I)	Jill Stein (I)	Robert F. Kennedy, Jr. (I)	Claudia De la Cruz (I)	Write-in Totals	Total Votes Cast	Overvotes	Undervotes	Contest Total
Haddon Twp District 13	169	336	0	0	0	0	2	0	0	1	508	1	2	511
Haddon Twp District 14	165	328	0	0	0	0	1	4	3	3	504	2	7	513
Haddon Twp District 15	137	373	0	0	1	0	5	3	0	2	521	2	6	529
Haddon Twp Provisional	80	226	0	1	0	1	2	3	1	1	315	8	7	330
Haddon Twp EV Emergency	0	0	0	0	0	0	0	0	0	0	0	0	0	0
Haddonfield District 1	218	596	0	0	0	3	2	5	1	6	831	2	6	839
Haddonfield District 2	256	646	3	0	0	1	3	6	0	4	919	5	11	935
Haddonfield District 3	199	531	0	0	0	3	1	5	0	2	741	0	7	748
Haddonfield District 4	227	335	0	0	0	2	6	1	0	3	574	4	7	585
Haddonfield District 5	185	327	2	0	0	2	4	5	0	6	531	1	5	537
Haddonfield District 6	219	527	0	0	0	6	3	3	1	8	767	0	6	773
Haddonfield District 7	145	530	0	0	1	1	5	4	0	6	692	0	6	698
Haddonfield District 8	215	584	1	0	1	2	3	2	0	5	813	2	11	826
Haddonfield District 9	283	644	0	0	0	3	6	4	0	0	940	1	9	950
Haddonfield District 10	197	428	0	0	0	2	4	4	1	4	640	1	5	646
Haddonfield Provisional	82	155	0	0	0	3	1	4	0	3	248	5	5	258
Haddonfield EV Emergency	0	0	0	0	0	0	0	0	0	0	0	0	0	0
Hi-Nella District 1	141	231	1	0	0	0	4	2	0	0	379	3	0	382
Hi-Nella Provisional	8	8	0	0	0	0	0	0	0	1	17	0	0	17
Hi-Nella EV Emergency	0	0	0	0	0	0	0	0	0	0	0	0	0	0
Laurel Springs District 1	204	318	0	2	2	3	3	2	0	3	537	1	5	543
Laurel Springs District 2	261	304	0	0	0	0	4	2	0	2	573	5	1	579
Laurel Springs Provisional	19	18	0	0	0	0	0	0	0	1	38	2	0	40
Laurel Springs EV Emergency	0	0	0	0	0	0	0	0	0	0	0	0	0	0
Lawnside District 1	52	672	0	0	0	0	2	1	1	2	730	39	5	774
Lawnside District 2	70	678	0	0	1	1	0	1	0	1	752	9	4	765
Lawnside Provisional	10	55	0	0	0	0	0	1	0	0	66	1	2	69
Lawnside EV Emergency	0	0	0	0	0	0	0	0	0	0	0	0	0	0
Lindenwold District 1	306	482	0	0	0	0	4	5	0	0	797	15	6	818
Lindenwold District 2	244	544	1	0	0	0	5	2	1	2	799	4	0	803
Lindenwold District 3	183	401	0	0	1	2	1	0	1	3	592	5	5	602
Lindenwold District 4	233	657	0	0	1	2	5	9	1	0	908	19	4	931

November 5, 2024

		Presidential Electors for VOTE FOR 1											Contest Total	
	Donald J. Trump (R)	Kamala D. Harris (D)	Joseph Kishore (I)	Rachele Fruit (I)	Randall A. Terry (I)	Chase Oliver (I)	Jill Stein (I)	Robert F. Kennedy, Jr. (I)	Claudia De la Cruz (I)	Write-in Totals	Total Votes Cast	Overvotes	Undervotes	
Lindenwold District 5	83	357	0	1	0	1	3	1	1	2	449	12	2	463
Lindenwold District 6	129	559	2	0	1	1	6	1	0	2	701	14	3	718
Lindenwold District 7	69	272	0	0	0	0	3	0	0	1	345	9	0	354
Lindenwold District 8	191	555	0	0	0	2	3	4	1	2	758	8	2	768
Lindenwold District 9	145	350	1	0	0	1	2	2	1	2	504	8	0	512
Lindenwold Provisional	84	170	0	0	0	0	2	2	0	1	259	11	3	273
Lindenwold EV Emergency	0	0	0	0	0	0	0	0	0	0	0	0	0	0
Magnolia District 1	196	368	0	0	0	0	5	1	0	0	570	2	2	574
Magnolia District 2	195	277	0	0	0	1	3	1	0	1	478	3	0	481
Magnolia District 3	200	341	0	0	0	1	4	3	3	0	552	2	3	557
Magnolia District 4	241	350	2	0	0	0	2	5	0	1	601	7	1	609
Magnolia Provisional	34	53	0	0	0	0	0	2	0	0	89	8	0	97
Magnolia EV Emergency	0	0	0	0	0	0	0	0	0	0	0	0	0	0
Merchantville District 1	237	585	0	0	2	2	3	4	1	4	838	7	4	849
Merchantville District 2	164	396	0	0	0	0	4	3	1	0	568	4	3	575
Merchantville District 3	135	329	0	0	0	1	3	1	1	1	471	2	4	477
Merchantville Provisional	22	42	0	0	0	0	3	0	1	0	68	2	2	72
Merchantville EV Emergency	0	0	0	0	0	0	0	0	0	0	0	0	0	0
Mt. Ephraim District 1	251	321	0	0	1	0	2	3	1	3	582	3	4	589
Mt. Ephraim District 2	347	339	0	0	0	0	1	10	1	2	700	6	5	711
Mt. Ephraim District 3	315	314	3	0	1	1	2	6	0	2	644	0	2	646
Mt. Ephraim District 4	272	328	0	0	0	2	0	1	0	0	603	5	2	610
Mt. Ephraim Provisional	29	39	0	0	0	1	0	0	0	0	69	1	0	70
Mt. Ephraim EV Emergency	0	0	0	0	0	0	0	0	0	0	0	0	0	0
Oaklyn District 1	142	377	0	0	0	4	9	4	1	3	540	2	1	543
Oaklyn District 2	194	350	0	0	2	1	5	2	2	0	556	3	1	560
Oaklyn District 3	209	354	0	0	1	1	12	2	1	1	581	4	6	591
Oaklyn District 4	179	365	0	1	2	3	0	6	0	3	559	0	0	559
Oaklyn Provisional	24	38	0	0	0	1	0	0	0	0	63	1	0	64
Oaklyn EV Emergency	0	0	0	0	0	0	0	0	0	0	0	0	0	0
Pennsauken District 1	164	406	2	0	0	0	3	2	1	1	579	10	3	592
Pennsauken District 2	168	707	0	0	0	1	4	6	0	0	886	15	2	903

November 5, 2024

		Presidential Electors for VOTE FOR 1												
	Donald J. Trump (R)	Kamala D. Harris (D)	Joseph Kishore (I)	Rachele Fruit (I)	Randall A. Terry (I)	Chase Oliver (I)	Jill Stein (I)	Robert F. Kennedy, Jr. (I)	Claudia De la Cruz (I)	Write-in Totals	Total Votes Cast	Overvotes	Undervotes	Contest Total
Pennsauken District 3	255	433	1	0	0	0	3	2	0	2	696	3	5	704
Pennsauken District 4	221	591	0	0	2	0	6	2	1	2	825	10	0	835
Pennsauken District 5	177	367	0	0	0	3	3	2	0	1	553	1	3	557
Pennsauken District 6	390	686	1	0	0	2	2	3	0	1	1,085	7	8	1,100
Pennsauken District 7	235	455	1	0	0	0	2	6	0	0	699	14	5	718
Pennsauken District 8	184	434	0	0	0	0	3	1	0	0	622	4	1	627
Pennsauken District 9	183	342	0	0	1	0	3	4	1	1	535	9	5	549
Pennsauken District 10	185	368	0	0	0	1	4	3	1	2	564	4	4	572
Pennsauken District 11	247	451	0	1	0	0	2	1	0	3	705	2	2	709
Pennsauken District 12	145	327	0	0	0	0	1	3	0	0	476	18	3	497
Pennsauken District 13	246	364	0	1	0	1	4	4	0	2	622	7	4	633
Pennsauken District 14	149	468	1	0	0	1	1	1	0	2	623	4	1	628
Pennsauken District 15	146	437	0	0	0	1	4	1	2	0	591	12	1	604
Pennsauken District 16	88	320	0	0	1	0	0	2	1	0	412	11	2	425
Pennsauken District 17	266	552	0	0	0	2	3	5	1	4	833	28	3	864
Pennsauken District 18	311	596	0	0	1	3	4	2	1	0	918	1	7	926
Pennsauken District 19	138	320	0	0	0	2	3	1	0	0	464	8	6	478
Pennsauken District 20	68	340	0	0	0	0	2	1	1	0	412	2	0	414
Pennsauken District 21	157	360	0	0	0	0	1	0	0	1	519	6	3	528
Pennsauken District 22	145	369	0	3	0	0	6	2	1	3	529	10	6	545
Pennsauken District 23	203	356	0	1	1	1	5	1	2	1	571	2	2	575
Pennsauken District 24	64	241	0	1	0	0	1	2	1	0	310	1	1	312
Pennsauken Provisional	232	392	0	0	0	0	2	2	1	2	631	35	8	674
Pennsauken EV Emergency	0	0	0	0	0	0	0	0	0	0	0	0	0	0
Pine Hill District 1	212	575	0	0	1	0	6	3	0	3	800	48	10	858
Pine Hill District 2	386	441	1	0	0	1	4	5	0	3	841	5	4	850
Pine Hill District 3	382	523	0	0	0	1	0	6	0	0	912	27	2	941
Pine Hill District 4	156	555	1	0	0	2	9	3	2	4	732	13	1	746
Pine Hill District 5	414	420	0	0	0	1	1	7	0	1	844	20	3	867
Pine Hill District 6	79	218	0	0	0	0	0	1	0	0	298	22	3	323
Pine Hill Provisional	62	109	1	1	0	0	0	2	0	1	176	10	1	187
Pine Hill EV Emergency	0	0	0	0	0	0	0	0	0	0	0	0	0	0

November 5, 2024

		Presidential Electors for VOTE FOR 1													
	Donald J. Trump (R)	Kamala D. Harris (D)	Joseph Kishore (I)	Rachele Fruit (I)	Randall A. Terry (I)	Chase Oliver (I)	Jill Stein (I)	Robert F. Kennedy, Jr. (I)	Claudia De la Cruz (I)	Write-in Totals	Total Votes Cast	Overvotes	Undervotes	Contest Total	
Runnemed District 1	263	260	1	1	0	0	3	1	1	0	530	4	1	535	
Runnemed District 2	316	396	0	0	0	2	4	4	1	2	725	9	6	740	
Runnemed District 3	257	281	0	1	0	1	3	7	3	1	554	6	0	560	
Runnemed District 4	286	346	0	0	1	2	1	5	0	2	643	6	4	653	
Runnemed District 5	404	443	0	0	0	0	3	4	0	5	859	11	4	874	
Runnemed District 6	408	347	1	2	2	0	6	1	0	1	768	14	4	786	
Runnemed Provisional	58	62	0	0	0	0	0	1	0	0	121	5	1	127	
Runnemed EV Emergency	0	0	0	0	0	0	0	0	0	0	0	0	0	0	
Somerdale District 1	389	605	0	1	0	3	7	4	0	4	1,013	12	1	1,026	
Somerdale District 2	212	367	0	2	0	1	2	0	2	0	586	11	1	598	
Somerdale District 3	144	356	1	0	0	1	2	1	0	3	508	10	3	521	
Somerdale District 4	205	341	0	0	0	2	3	3	0	1	555	4	1	560	
Somerdale Provisional	50	46	0	0	0	1	1	1	0	0	99	0	0	99	
Somerdale EV Emergency	0	0	0	0	0	0	0	0	0	0	0	0	0	0	
Stratford District 1	194	266	1	0	1	0	1	1	0	3	467	1	2	470	
Stratford District 2	278	321	0	0	0	0	0	4	2	2	607	11	2	620	
Stratford District 3	230	349	0	0	0	2	9	7	0	2	599	5	5	609	
Stratford District 4	348	414	0	0	1	0	4	3	2	6	778	3	4	785	
Stratford District 5	123	314	0	0	0	1	3	2	0	1	444	8	2	454	
Stratford District 6	305	365	0	0	0	1	1	5	1	4	682	2	9	693	
Stratford Provisional	55	71	0	0	0	0	0	1	0	0	127	3	0	130	
Stratford EV Emergency	0	0	0	0	0	0	0	0	0	0	0	0	0	0	
Tavistock District 1	4	4	0	0	0	0	0	0	0	0	8	0	0	8	
Voorhees District 1	358	648	1	0	2	4	15	8	2	4	1,042	12	6	1,060	
Voorhees District 2	403	555	0	0	2	4	11	11	2	4	992	6	9	1,007	
Voorhees District 3	350	538	1	0	0	1	12	3	1	2	908	5	6	919	
Voorhees District 4	244	498	1	0	1	1	9	4	1	1	760	18	5	783	
Voorhees District 5	241	577	0	0	1	1	5	6	5	5	841	8	5	854	
Voorhees District 6	367	586	0	0	0	2	8	6	0	4	973	0	9	982	
Voorhees District 7	186	344	0	0	0	1	4	2	0	8	545	1	3	549	
Voorhees District 8	347	804	1	0	1	3	12	4	3	6	1,181	4	2	1,187	
Voorhees District 9	422	570	0	0	1	4	19	4	1	4	1,025	5	6	1,036	

November 5, 2024

		Presidential Electors for VOTE FOR 1												
	Donald J. Trump (R)	Kamala D. Harris (D)	Joseph Kishore (I)	Rachele Fruit (I)	Randall A. Terry (I)	Chase Oliver (I)	Jill Stein (I)	Robert F. Kennedy, Jr. (I)	Claudia De la Cruz (I)	Write-in Totals	Total Votes Cast	Overvotes	Undervotes	Contest Total
Voorhees District 10	289	445	1	0	0	0	12	1	0	2	750	3	4	757
Voorhees District 11	274	504	0	0	1	5	4	2	1	2	793	4	4	801
Voorhees District 12	296	368	0	0	1	4	8	3	1	3	684	5	4	693
Voorhees District 13	297	600	1	1	0	2	7	3	0	4	915	15	7	937
Voorhees District 14	239	409	0	0	0	5	5	2	0	1	661	2	2	665
Voorhees District 15	276	561	0	0	0	2	8	1	0	7	855	5	7	867
Voorhees District 16	255	335	0	0	0	3	7	0	0	3	603	2	5	610
Voorhees District 17	162	366	0	0	0	1	0	2	0	1	532	2	8	542
Voorhees District 18	178	427	1	0	1	1	2	5	2	1	618	4	2	624
Voorhees District 19	213	508	1	0	0	1	6	2	0	3	734	6	10	750
Voorhees Provisional	236	401	1	0	0	5	8	7	0	1	659	11	8	678
Voorhees EV Emergency	0	0	0	0	0	0	0	0	0	0	0	0	0	0
Waterford District 1	546	310	0	0	1	1	4	4	0	1	867	1	7	875
Waterford District 2	461	418	0	1	0	1	2	5	0	3	891	3	2	896
Waterford District 3	429	235	0	0	0	1	1	3	0	1	670	3	1	674
Waterford District 4	504	195	1	0	0	3	2	5	0	1	711	5	3	719
Waterford District 5	417	306	0	0	1	1	4	6	0	2	737	5	3	745
Waterford District 6	310	194	1	0	1	1	1	7	0	2	517	0	4	521
Waterford District 7	568	334	0	0	0	2	1	4	0	2	911	3	2	916
Waterford District 8	311	171	0	1	0	1	0	1	0	4	489	1	2	492
Waterford Provisional	111	62	0	0	0	2	0	0	0	0	175	10	1	186
Waterford EV Emergency	0	0	0	0	0	0	0	0	0	0	0	0	0	0
Winslow Ward 1 District 1	546	333	1	1	0	1	1	2	0	5	890	3	5	898
Winslow Ward 1 District 2	516	269	0	0	1	1	0	1	1	1	790	10	5	805
Winslow Ward 1 District 3	368	210	0	0	0	0	4	5	0	0	587	0	4	591
Winslow Ward 1 District 4	505	522	1	0	2	1	1	3	1	5	1,041	10	1	1,052
Winslow Ward 1 District 5	546	402	0	0	1	1	6	3	1	2	962	6	5	973
Winslow Ward 1 District 6	287	403	0	0	0	2	2	4	0	0	698	11	3	712
Winslow Ward 1 Provisional	84	71	0	0	1	1	1	1	0	0	159	5	0	164
Winslow Ward 1 EV Emergency	0	0	0	0	0	0	0	0	0	0	0	0	0	0
Winslow Ward 2 District 1	611	1,191	0	0	1	3	2	6	1	7	1,822	13	5	1,840
Winslow Ward 2 District 2	372	545	1	0	1	0	2	8	0	4	933	2	2	937

November 5, 2024

		Presidential Electors for VOTE FOR 1													
		Donald J. Trump (R)	Kamala D. Harris (D)	Joseph Kishore (I)	Rachele Fruit (I)	Randall A. Terry (I)	Chase Oliver (I)	Jill Stein (I)	Robert F. Kennedy, Jr. (I)	Claudia De la Cruz (I)	Write-in Totals	Total Votes Cast	Overvotes	Undervotes	Contest Total
Winslow Ward 2 District 3		487	685	0	0	1	2	6	12	2	1	1,196	18	4	1,218
Winslow Ward 2 District 4		332	403	1	0	0	1	0	7	0	3	747	2	8	757
Winslow Ward 2 District 5		139	603	0	0	0	0	5	0	0	1	748	5	1	754
Winslow Ward 2 Provisional		66	136	0	0	0	0	1	2	0	1	206	9	2	217
Winslow Ward 2 EV Emergency		0	0	0	0	0	0	0	0	0	0	0	0	0	0
Winslow Ward 3 District 1		132	871	0	0	0	0	4	4	1	2	1,014	19	5	1,038
Winslow Ward 3 District 2		72	625	0	0	0	0	2	2	1	3	705	13	8	726
Winslow Ward 3 District 3		126	605	1	0	0	1	2	1	1	2	739	13	4	756
Winslow Ward 3 District 4		139	620	2	0	0	2	5	4	1	1	774	5	3	782
Winslow Ward 3 District 5		133	775	0	0	0	0	6	3	1	4	922	14	0	936
Winslow Ward 3 Provisional		31	149	0	0	0	0	1	1	2	0	184	9	3	196
Winslow Ward 3 EV Emergency		0	0	0	0	0	0	0	0	0	0	0	0	0	0
Winslow Ward 4 District 1		306	308	1	0	0	3	0	4	1	5	628	2	1	631
Winslow Ward 4 District 2		280	802	0	0	1	1	5	5	0	6	1,100	12	1	1,113
Winslow Ward 4 District 3		379	956	1	0	0	1	9	4	1	1	1,352	11	8	1,371
Winslow Ward 4 District 4		306	643	0	0	1	1	5	3	1	1	961	10	1	972
Winslow Ward 4 District 5		289	847	0	0	0	1	3	5	0	0	1,145	20	7	1,172
Winslow Ward 4 Provisional		62	118	0	0	1	0	1	2	0	0	184	11	1	196
Winslow Ward 4 EV Emergency		0	0	0	0	0	0	0	0	0	0	0	0	0	0
Woodlyne District 1		101	309	0	0	0	1	0	0	0	1	412	19	2	433
Woodlyne District 2		89	267	1	0	0	1	2	2	2	0	364	7	4	375
Woodlyne Provisional		4	23	0	0	0	0	0	0	0	0	27	5	1	33
Overseas		85	377	0	0	0	1	8	4	1	0	476	0	6	482
Totals		87,767	155,522	122	42	128	510	1,407	1,218	238	832	247,786	2,917	1,517	252,220

November 5, 2024

		United States Senator														
		VOTE FOR 1														
		Curtis Bashaw (R)	Andy Kim (D)	Christina Khalil (I)	Joanne Kuniansky (I)	Kenneth R. Kaplan (I)	Patricia G. Mooneyham (I)	Write-in Totals	Total Votes Cast	Overvotes	Undervotes	Contest Total				
Audubon District 1		192	389	2	0	2	2	0	587	2	23	612				
Audubon District 2		198	244	1	1	3	0	0	447	0	14	461				
Audubon District 3		248	489	6	1	3	2	0	749	1	31	781				
Audubon District 4		218	297	3	0	2	0	0	520	0	14	534				
Audubon District 5		230	406	1	1	6	0	1	645	3	35	683				
Audubon District 6		298	492	3	4	1	0	0	798	2	30	830				
Audubon District 7		224	306	1	0	3	2	0	536	3	12	551				
Audubon District 8		236	409	3	1	3	1	0	653	3	15	671				
Audubon Provisional		69	92	1	0	1	0	0	163	3	15	181				
Audubon EV Emergency		0	0	0	0	0	0	0	0	0	0	0				
Audubon Park District 1		194	302	3	1	1	0	0	501	2	38	541				
Audubon Park Provisional		14	16	1	0	0	0	0	31	0	6	37				
Audubon Park EV Emergency		0	0	0	0	0	0	0	0	0	0	0				
Barrington District 1		368	535	6	1	5	0	0	915	2	23	940				
Barrington District 2		242	473	5	0	7	2	2	731	1	13	745				
Barrington District 3		321	459	3	0	3	3	0	789	2	18	809				
Barrington District 4		324	553	5	3	2	0	1	888	4	40	932				
Barrington District 5		127	208	1	0	4	1	0	341	0	4	345				
Barrington Provisional		53	58	0	0	0	0	0	111	1	6	118				
Barrington EV Emergency		0	0	0	0	0	0	0	0	0	0	0				
Bellmawr District 1		479	474	11	0	2	0	0	966	9	41	1,016				
Bellmawr District 2		359	532	9	1	5	2	3	911	5	42	958				
Bellmawr District 3		315	407	7	3	3	0	0	735	5	41	781				
Bellmawr District 4		344	295	3	3	4	1	0	650	5	57	712				
Bellmawr District 5		255	328	3	2	1	1	0	590	9	47	646				
Bellmawr District 6		296	441	3	1	5	0	0	746	2	55	803				
Bellmawr District 7		281	347	4	1	1	1	0	635	5	32	672				
Bellmawr Provisional		69	111	2	0	0	0	0	182	5	17	204				
Bellmawr EV Emergency		0	0	0	0	0	0	0	0	0	0	0				
Berlin Boro District 1		422	491	8	2	3	0	0	926	2	39	967				
Berlin Boro District 2		509	486	5	0	6	2	0	1,008	11	27	1,046				
Berlin Boro District 3		480	548	10	1	5	1	0	1,045	4	35	1,084				

November 5, 2024

		United States Senator														
		VOTE FOR 1														
		Curtis Bashaw (R)	Andy Kim (D)	Christina Khalil (I)	Joanne Kuniansky (I)	Kenneth R. Kaplan (I)	Patricia G. Mooneyham (I)	Write-in Totals	Total Votes Cast	Overvotes	Undervotes	Contest Total				
Berlin Boro District 4		475	431	5	1	1	1	0	914	4	34	952				
Berlin Boro District 5		243	221	5	0	4	0	0	473	1	14	488				
Berlin Boro Provisional		69	68	1	0	1	0	0	139	1	6	146				
Berlin Boro EV Emergency		0	0	0	0	0	0	0	0	0	0	0				
Berlin Twp District 1		503	671	13	0	3	3	0	1,193	9	36	1,238				
Berlin Twp District 2		182	248	4	0	2	0	0	436	8	23	467				
Berlin Twp District 3		197	193	1	0	0	0	1	392	2	6	400				
Berlin Twp District 4		403	411	6	0	6	1	0	827	3	40	870				
Berlin Twp Provisional		49	48	0	0	0	0	0	97	0	5	102				
Berlin Twp EV Emergency		0	0	0	0	0	0	0	0	0	0	0				
Brooklawn District 1		332	473	5	2	3	1	0	816	7	51	874				
Brooklawn Provisional		7	14	0	0	0	0	0	21	1	3	25				
Brooklawn EV Emergency		0	0	0	0	0	0	0	0	0	0	0				
Camden Ward 1 District 1		19	153	2	1	0	0	0	175	4	16	195				
Camden Ward 1 District 2		45	311	2	0	0	0	0	358	17	26	401				
Camden Ward 1 District 3		41	341	8	0	5	1	0	396	12	35	443				
Camden Ward 1 District 4		36	229	4	1	1	0	1	272	8	33	313				
Camden Ward 1 District 5		51	299	2	0	1	0	0	353	17	25	395				
Camden Ward 1 District 6		59	387	4	1	4	0	0	455	11	36	502				
Camden Ward 1 District 7		34	187	4	0	0	0	0	225	4	15	244				
Camden Ward 1 District 8		30	356	2	0	1	1	0	390	2	23	415				
Camden Ward 1 District 9		49	364	1	1	2	1	1	419	8	26	453				
Camden Ward 1 District 10		67	358	15	0	1	1	1	443	5	27	475				
Camden Ward 1 Provisional		56	251	2	1	4	1	0	315	11	28	354				
Camden Ward 1 EV Emergency		0	0	0	0	0	0	0	0	0	0	0				
Camden Ward 2 District 1		26	223	1	0	0	1	0	251	12	17	280				
Camden Ward 2 District 2		22	307	7	0	2	0	0	338	10	12	360				
Camden Ward 2 District 3		21	393	7	0	1	1	0	423	4	32	459				
Camden Ward 2 District 4		23	213	4	1	2	0	0	243	5	13	261				
Camden Ward 2 District 5		15	215	3	0	0	1	0	234	5	18	257				
Camden Ward 2 District 6		46	451	5	0	2	1	0	505	19	27	551				
Camden Ward 2 District 7		35	299	5	0	2	0	0	341	3	50	394				

November 5, 2024

		United States Senator									
		VOTE FOR 1									
	Curtis Bashaw (R)	Andy Kim (D)	Christina Khalil (I)	Joanne Kuniansky (I)	Kenneth R. Kaplan (I)	Patricia G. Mooneyham (I)	Write-in Totals	Total Votes Cast	Overvotes	Undervotes	Contest Total
Camden Ward 2 District 8	38	445	3	1	0	0	0	487	10	50	547
Camden Ward 2 District 9	50	479	1	1	4	2	1	538	12	46	596
Camden Ward 2 District 10	16	236	8	1	1	2	0	264	5	15	284
Camden Ward 2 District 11	27	195	4	1	1	0	0	228	10	21	259
Camden Ward 2 Provisional	43	276	5	0	1	2	0	327	18	55	400
Camden Ward 2 EV Emergency	0	0	0	0	0	0	0	0	0	0	0
Camden Ward 3 District 1	64	225	6	0	2	2	0	299	8	12	319
Camden Ward 3 District 2	92	319	3	1	1	1	1	418	20	27	465
Camden Ward 3 District 3	59	249	7	2	4	1	0	322	17	36	375
Camden Ward 3 District 4	46	308	2	0	2	0	0	358	20	25	403
Camden Ward 3 District 5	29	206	1	0	0	0	0	236	12	26	274
Camden Ward 3 District 6	67	316	5	1	2	1	1	393	21	42	456
Camden Ward 3 District 7	80	253	2	0	3	0	1	339	22	36	397
Camden Ward 3 District 8	143	330	5	2	4	0	0	484	5	43	532
Camden Ward 3 District 9	123	449	7	1	2	1	0	583	8	44	635
Camden Ward 3 Provisional	79	225	7	0	0	0	0	311	11	34	356
Camden Ward 3 EV Emergency	0	0	0	0	0	0	0	0	0	0	0
Camden Ward 4 District 1	57	255	3	1	0	2	0	318	22	24	364
Camden Ward 4 District 2	55	237	2	0	2	0	0	296	10	28	334
Camden Ward 4 District 3	34	183	2	0	0	0	0	219	13	17	249
Camden Ward 4 District 4	54	273	1	0	1	0	0	329	10	54	393
Camden Ward 4 District 5	45	190	5	0	1	1	0	242	27	31	300
Camden Ward 4 District 6	98	321	3	0	1	1	0	424	7	37	468
Camden Ward 4 District 7	65	275	1	0	0	0	0	341	3	84	428
Camden Ward 4 District 8	96	326	5	1	0	1	0	429	11	37	477
Camden Ward 4 District 9	106	331	4	0	1	1	0	443	11	48	502
Camden Ward 4 District 10	35	354	11	1	1	0	0	402	5	11	418
Camden Ward 4 Provisional	63	244	3	0	4	0	0	314	12	70	396
Camden Ward 4 EV Emergency	0	0	0	0	0	0	0	0	0	0	0
Cherry Hill District 1	279	566	2	1	3	0	1	852	1	16	869
Cherry Hill District 2	282	502	9	4	3	2	1	803	2	38	843
Cherry Hill District 3	290	464	4	0	3	1	0	762	1	33	796

November 5, 2024

		United States Senator													
		VOTE FOR 1													
	Curtis Bashaw (R)	Andy Kim (D)	Christina Khalil (I)	Joanne Kuniansky (I)	Kenneth R. Kaplan (I)	Patricia G. Mooneyham (I)	Write-in Totals	Total Votes Cast	Overvotes	Undervotes	Contest Total				
Cherry Hill District 4	292	522	3	1	4	0	0	822	2	31	855				
Cherry Hill District 5	289	580	7	0	2	0	1	879	6	29	914				
Cherry Hill District 6	210	396	5	0	2	0	0	613	1	26	640				
Cherry Hill District 7	235	524	4	2	2	2	0	769	2	20	791				
Cherry Hill District 8	213	403	4	0	1	2	0	623	3	28	654				
Cherry Hill District 9	470	896	6	0	4	0	0	1,376	10	73	1,459				
Cherry Hill District 10	248	350	2	0	8	0	1	609	1	23	633				
Cherry Hill District 11	345	531	3	0	1	3	2	885	4	43	932				
Cherry Hill District 12	293	543	4	3	4	1	1	849	4	39	892				
Cherry Hill District 13	298	458	4	0	3	0	1	764	0	19	783				
Cherry Hill District 14	220	434	3	1	4	2	1	665	1	27	693				
Cherry Hill District 15	292	553	7	2	3	1	0	858	2	26	886				
Cherry Hill District 16	158	474	2	0	4	1	0	639	0	13	652				
Cherry Hill District 17	261	587	13	1	3	2	1	868	0	41	909				
Cherry Hill District 18	205	465	1	1	1	0	0	673	1	22	696				
Cherry Hill District 19	205	475	6	2	4	0	0	692	2	28	722				
Cherry Hill District 20	526	1,037	4	3	5	1	0	1,576	2	40	1,618				
Cherry Hill District 21	295	543	8	0	0	1	0	847	3	40	890				
Cherry Hill District 22	302	553	3	1	1	0	0	860	1	24	885				
Cherry Hill District 23	367	531	10	1	8	1	1	919	1	36	956				
Cherry Hill District 24	273	522	10	1	8	1	0	815	4	30	849				
Cherry Hill District 25	259	434	4	0	3	1	0	701	2	31	734				
Cherry Hill District 26	324	830	13	1	2	0	0	1,170	3	27	1,200				
Cherry Hill District 27	222	579	3	0	2	0	1	807	3	34	844				
Cherry Hill District 28	256	636	12	0	4	2	1	911	1	23	935				
Cherry Hill District 29	293	662	3	1	10	0	0	969	6	28	1,003				
Cherry Hill District 30	123	384	0	0	0	0	0	507	0	13	520				
Cherry Hill District 31	262	724	10	0	7	1	0	1,004	3	53	1,060				
Cherry Hill District 32	107	294	0	0	1	0	0	402	6	36	444				
Cherry Hill District 33	311	677	3	0	3	1	3	998	0	27	1,025				
Cherry Hill District 34	262	540	9	0	3	0	0	814	2	22	838				
Cherry Hill District 35	338	563	1	2	1	0	0	905	5	15	925				

November 5, 2024

		United States Senator													
		VOTE FOR 1													
	Curtis Bashaw (R)	Andy Kim (D)	Christina Khalil (I)	Joanne Kuniansky (I)	Kenneth R. Kaplan (I)	Patricia G. Mooneyham (I)	Write-in Totals	Total Votes Cast	Overvotes	Undervotes	Contest Total				
Cherry Hill District 36	320	577	1	0	2	1	1	902	5	31	938				
Cherry Hill District 37	227	540	4	0	7	1	0	779	2	22	803				
Cherry Hill District 38	152	500	3	0	5	0	1	661	0	14	675				
Cherry Hill District 39	221	601	10	0	2	0	0	834	1	34	869				
Cherry Hill District 40	152	442	5	1	4	0	0	604	1	16	621				
Cherry Hill District 41	209	432	6	0	3	0	3	653	5	23	681				
Cherry Hill District 42	178	352	1	1	0	1	0	533	0	15	548				
Cherry Hill District 43	210	465	6	0	4	0	0	685	1	17	703				
Cherry Hill District 44	266	619	12	2	4	0	1	904	2	45	951				
Cherry Hill District 45	338	893	6	0	7	0	0	1,244	6	34	1,284				
Cherry Hill District 46	218	494	5	2	1	1	0	721	7	36	764				
Cherry Hill District 47	214	610	5	0	2	2	1	834	0	35	869				
Cherry Hill District 48	111	316	6	1	1	0	0	435	2	17	454				
Cherry Hill Provisional	489	901	18	2	3	0	0	1,413	18	100	1,531				
Cherry Hill EV Emergency	0	0	0	0	0	0	0	0	0	0	0				
Cheshilhurst District 1	231	438	11	1	3	1	0	685	3	30	718				
Cheshilhurst Provisional	8	15	1	0	0	0	0	24	1	4	29				
Cheshilhurst EV Emergency	0	0	0	0	0	0	0	0	0	0	0				
Clementon District 1	214	418	15	1	3	0	0	651	8	27	686				
Clementon District 2	235	337	5	2	1	1	0	581	5	26	612				
Clementon District 3	278	534	7	1	2	0	0	822	13	38	873				
Clementon Provisional	28	54	2	0	1	0	0	85	6	6	97				
Clementon EV Emergency	0	0	0	0	0	0	0	0	0	0	0				
Collingswood District 1	94	469	10	0	1	1	0	575	0	16	591				
Collingswood District 2	132	628	5	0	4	1	1	771	1	30	802				
Collingswood District 3	97	329	10	1	1	1	0	439	3	8	450				
Collingswood District 4	133	578	2	1	1	1	0	716	3	13	732				
Collingswood District 5	64	282	9	0	6	0	0	361	2	11	374				
Collingswood District 6	127	440	2	1	3	3	0	576	0	14	590				
Collingswood District 7	151	604	9	3	1	2	0	770	1	24	795				
Collingswood District 8	116	506	4	2	2	0	1	631	1	11	643				
Collingswood District 9	178	736	9	5	6	0	0	934	6	25	965				

November 5, 2024

		United States Senator														
		VOTE FOR 1														
		Curtis Bashaw (R)	Andy Kim (D)	Christina Khalil (I)	Joanne Kuniansky (I)	Kenneth R. Kaplan (I)	Patricia G. Mooneyham (I)	Write-in Totals	Total Votes Cast	Overvotes	Undervotes	Contest Total				
Collingswood District 10		122	445	10	3	2	1	0	583	2	31	616				
Collingswood District 11		126	571	6	2	2	0	0	707	0	25	732				
Collingswood District 12		83	369	4	0	2	1	0	459	1	18	478				
Collingswood Provisional		49	169	3	1	2	0	0	224	1	11	236				
Collingswood EV Emergency		0	0	0	0	0	0	0	0	0	0	0				
Gibbsboro District 1		241	403	3	1	4	0	0	652	2	22	676				
Gibbsboro District 2		250	320	4	0	3	0	0	577	1	19	597				
Gibbsboro Provisional		18	17	1	0	0	0	0	36	0	3	39				
Gibbsboro EV Emergency		0	0	0	0	0	0	0	0	0	0	0				
Gloucester City Ward 1 District 1		174	259	4	0	0	1	0	438	8	20	466				
Gloucester City Ward 1 District 2		158	275	1	1	2	0	1	438	5	24	467				
Gloucester City Ward 1 District 3		210	215	5	0	2	0	0	432	6	13	451				
Gloucester City Ward 1		21	26	1	1	1	0	0	50	5	4	59				
Gloucester City Ward 1 EV		0	0	0	0	0	0	0	0	0	0	0				
Gloucester City Ward 2 District 1		127	235	3	0	3	0	1	369	8	17	394				
Gloucester City Ward 2 District 2		230	301	2	1	2	1	1	538	4	24	566				
Gloucester City Ward 2 District 3		303	413	5	1	3	0	1	726	2	33	761				
Gloucester City Ward 2		25	24	3	0	0	0	0	52	1	6	59				
Gloucester City Ward 2 EV		0	0	0	0	0	0	0	0	0	0	0				
Gloucester City Ward 3 District 1		236	322	6	1	4	1	0	570	9	31	610				
Gloucester City Ward 3 District 2		315	297	11	0	2	1	0	626	6	25	657				
Gloucester City Ward 3		28	25	0	0	0	0	0	53	3	3	59				
Gloucester City Ward 3 EV		0	0	0	0	0	0	0	0	0	0	0				
Gloucester Twp District 1		251	251	4	1	4	0	1	512	0	27	539				
Gloucester Twp District 2		266	293	4	0	4	0	0	567	1	35	603				
Gloucester Twp District 3		267	296	2	1	1	0	0	567	1	25	593				
Gloucester Twp District 4		376	409	3	1	2	1	0	792	1	38	831				
Gloucester Twp District 5		339	572	12	1	6	0	0	930	9	46	985				
Gloucester Twp District 6		379	503	6	2	2	1	0	893	9	37	939				
Gloucester Twp District 7		441	398	5	0	8	2	0	854	3	38	895				
Gloucester Twp District 8		191	569	4	2	7	0	0	773	5	33	811				
Gloucester Twp District 9		406	535	3	1	4	1	0	950	3	46	999				

November 5, 2024

		United States Senator											
		VOTE FOR 1											
		Curtis Bashaw (R)	Andy Kim (D)	Christina Khalil (I)	Joanne Kuniansky (I)	Kenneth R. Kaplan (I)	Patricia G. Mooneyham (I)	Write-in Totals	Total Votes Cast	Overvotes	Undervotes	Contest Total	
Gloucester Twp District 10		347	318	2	0	2	0	0	669	3	31	703	
Gloucester Twp District 11		348	413	8	2	2	1	0	774	2	31	807	
Gloucester Twp District 12		398	502	4	0	3	0	0	907	1	31	939	
Gloucester Twp District 13		328	584	7	0	4	0	2	925	6	48	979	
Gloucester Twp District 14		195	536	10	1	4	0	1	747	6	38	791	
Gloucester Twp District 15		431	564	4	0	4	2	0	1,005	4	53	1,062	
Gloucester Twp District 16		393	479	1	0	4	2	1	880	2	30	912	
Gloucester Twp District 17		288	706	10	1	7	2	0	1,014	34	45	1,093	
Gloucester Twp District 18		313	677	14	1	5	1	0	1,011	6	40	1,057	
Gloucester Twp District 19		407	587	10	0	14	2	1	1,021	1	43	1,065	
Gloucester Twp District 20		368	614	7	1	3	2	0	995	4	52	1,051	
Gloucester Twp District 21		272	271	3	0	1	1	0	548	2	27	577	
Gloucester Twp District 22		298	329	6	1	0	1	0	635	5	26	666	
Gloucester Twp District 23		205	614	15	0	6	1	1	842	1	49	892	
Gloucester Twp District 24		371	546	4	2	1	0	0	924	3	46	973	
Gloucester Twp District 25		409	401	7	2	7	0	0	826	0	51	877	
Gloucester Twp District 26		299	376	0	2	2	2	0	681	3	26	710	
Gloucester Twp District 27		335	342	4	0	3	1	1	686	5	21	712	
Gloucester Twp District 28		154	377	4	1	0	0	0	536	5	35	576	
Gloucester Twp District 29		396	538	6	0	4	0	0	944	3	33	980	
Gloucester Twp District 30		425	586	8	1	1	1	0	1,022	3	60	1,085	
Gloucester Twp District 31		324	597	2	0	1	1	0	925	3	45	973	
Gloucester Twp District 32		345	510	4	1	1	0	0	861	7	37	905	
Gloucester Twp District 33		229	582	5	1	1	1	1	820	3	45	868	
Gloucester Twp District 34		251	443	1	0	3	0	1	699	4	32	735	
Gloucester Twp District 35		410	738	10	1	4	4	0	1,167	3	47	1,217	
Gloucester Twp District 36		210	383	3	0	1	0	0	597	1	16	614	
Gloucester Twp District 37		55	226	2	1	2	1	0	287	0	17	304	
Gloucester Twp District 38		197	410	8	1	5	1	0	622	7	17	646	
Gloucester Twp District 39		182	275	3	0	1	0	0	461	1	15	477	
Gloucester Twp District 40		296	445	8	1	1	1	0	752	0	29	781	
Gloucester Twp Provisional		520	717	18	2	2	3	0	1,262	30	91	1,383	

November 5, 2024

		United States Senator												
		VOTE FOR 1												
		Curtis Bashaw (R)	Andy Kim (D)	Christina Khalil (I)	Joanne Kuniansky (I)	Kenneth R. Kaplan (I)	Patricia G. Mooneyham (I)	Write-in Totals	Total Votes Cast	Overvotes	Undervotes	Contest Total		
Gloucester Twp EV Emergency		0	0	0	0	0	0	0	0	0	0	0		
Haddon Heights District 1		187	391	2	0	1	0	0	581	2	12	595		
Haddon Heights District 2		153	337	2	1	1	0	0	494	0	12	506		
Haddon Heights District 3		293	521	2	0	3	0	1	820	0	20	840		
Haddon Heights District 4		150	308	3	0	0	1	0	462	2	13	477		
Haddon Heights District 5		221	503	6	1	0	0	2	733	2	21	756		
Haddon Heights District 6		292	478	1	0	2	0	0	773	1	16	790		
Haddon Heights District 7		286	486	4	0	4	2	1	783	2	24	809		
Haddon Heights Provisional		71	111	2	0	0	0	0	184	1	9	194		
Haddon Heights EV Emergency		0	0	0	0	0	0	0	0	0	0	0		
Haddon Twp District 1		229	531	2	1	0	1	1	765	1	19	785		
Haddon Twp District 2		156	355	5	1	2	1	2	522	1	12	535		
Haddon Twp District 3		303	587	1	1	7	0	0	899	1	41	941		
Haddon Twp District 4		161	331	6	0	2	0	0	500	1	24	525		
Haddon Twp District 5		93	257	5	0	6	0	1	362	1	19	382		
Haddon Twp District 6		215	298	3	0	2	0	0	518	1	18	537		
Haddon Twp District 7		133	417	1	1	0	0	0	552	0	16	568		
Haddon Twp District 8		172	385	7	0	4	0	0	568	2	14	584		
Haddon Twp District 9		124	340	0	0	1	0	1	466	1	13	480		
Haddon Twp District 10		166	349	3	1	2	0	1	522	1	14	537		
Haddon Twp District 11		199	499	7	0	3	0	0	708	1	24	733		
Haddon Twp District 12		354	749	2	2	7	2	2	1,118	3	36	1,157		
Haddon Twp District 13		143	344	2	0	2	0	0	491	1	19	511		
Haddon Twp District 14		164	328	1	0	1	1	1	496	1	16	513		
Haddon Twp District 15		121	379	5	1	4	1	0	511	2	16	529		
Haddon Twp Provisional		79	225	3	2	0	0	0	309	2	19	330		
Haddon Twp EV Emergency		0	0	0	0	0	0	0	0	0	0	0		
Haddonfield District 1		242	559	1	1	2	0	0	805	2	32	839		
Haddonfield District 2		254	647	4	0	4	0	2	911	3	21	935		
Haddonfield District 3		204	516	1	2	1	0	0	724	1	23	748		
Haddonfield District 4		242	320	4	0	2	0	0	568	2	15	585		
Haddonfield District 5		206	309	0	0	0	0	0	515	3	19	537		

November 5, 2024

		United States Senator														
		VOTE FOR 1														
		Curtis Bashaw (R)	Andy Kim (D)	Christina Khalil (I)	Joanne Kuniansky (I)	Kenneth R. Kaplan (I)	Patricia G. Mooneyham (I)	Write-in Totals	Total Votes Cast	Overvotes	Undervotes	Contest Total				
Haddonfield District 6		232	521	2	0	2	0	0	757	0	16	773				
Haddonfield District 7		158	513	0	0	2	0	0	673	0	25	698				
Haddonfield District 8		234	562	6	1	2	0	0	805	3	18	826				
Haddonfield District 9		282	630	3	0	3	0	0	918	2	30	950				
Haddonfield District 10		209	414	2	1	0	0	0	626	2	18	646				
Haddonfield Provisional		87	157	0	0	1	0	0	245	2	11	258				
Haddonfield EV Emergency		0	0	0	0	0	0	0	0	0	0	0				
Hi-Nella District 1		136	227	6	1	1	2	0	373	1	8	382				
Hi-Nella Provisional		6	8	1	0	0	0	0	15	0	2	17				
Hi-Nella EV Emergency		0	0	0	0	0	0	0	0	0	0	0				
Laurel Springs District 1		173	334	5	3	3	0	1	519	1	23	543				
Laurel Springs District 2		235	321	5	0	2	1	0	564	2	13	579				
Laurel Springs Provisional		15	20	0	0	0	0	0	35	1	4	40				
Laurel Springs EV Emergency		0	0	0	0	0	0	0	0	0	0	0				
Lawnside District 1		40	662	4	2	3	1	1	713	27	34	774				
Lawnside District 2		56	663	3	1	3	0	0	726	9	30	765				
Lawnside Provisional		8	55	0	0	0	0	0	63	1	5	69				
Lawnside EV Emergency		0	0	0	0	0	0	0	0	0	0	0				
Lindenwold District 1		272	494	6	1	4	2	0	779	10	29	818				
Lindenwold District 2		220	544	4	0	3	3	0	774	4	25	803				
Lindenwold District 3		160	394	6	1	2	0	2	565	6	31	602				
Lindenwold District 4		209	663	6	1	5	1	0	885	13	33	931				
Lindenwold District 5		67	361	5	1	0	1	0	435	5	23	463				
Lindenwold District 6		117	564	5	1	2	0	0	689	7	22	718				
Lindenwold District 7		65	265	3	1	0	0	0	334	8	12	354				
Lindenwold District 8		171	555	8	1	5	2	2	744	5	19	768				
Lindenwold District 9		125	337	9	1	5	1	1	479	8	25	512				
Lindenwold Provisional		71	169	2	0	4	0	0	246	6	21	273				
Lindenwold EV Emergency		0	0	0	0	0	0	0	0	0	0	0				
Magnolia District 1		175	364	2	1	1	2	0	545	1	28	574				
Magnolia District 2		174	285	3	1	2	0	0	465	3	13	481				
Magnolia District 3		188	340	4	3	4	0	0	539	1	17	557				

November 5, 2024

		United States Senator										
		VOTE FOR 1										
	Curtis Bashaw (R)	Andy Kim (D)	Christina Khalil (I)	Joanne Kuniansky (I)	Kenneth R. Kaplan (I)	Patricia G. Mooneyham (I)	Write-in Totals	Total Votes Cast	Overvotes	Undervotes	Contest Total	
Magnolia District 4	209	369	5	2	2	0	0	587	5	17	609	
Magnolia Provisional	31	53	0	0	0	0	0	86	4	7	97	
Magnolia EV Emergency	0	0	0	0	0	0	0	0	0	0	0	
Merchantville District 1	231	585	6	1	2	1	1	827	2	20	849	
Merchantville District 2	155	397	1	0	4	0	0	557	1	17	575	
Merchantville District 3	126	320	3	2	1	0	2	454	1	22	477	
Merchantville Provisional	19	40	2	0	1	0	0	62	0	10	72	
Merchantville EV Emergency	0	0	0	0	0	0	0	0	0	0	0	
Mt. Ephraim District 1	228	333	3	2	1	0	0	567	1	21	589	
Mt. Ephraim District 2	316	354	6	0	3	0	0	679	2	30	711	
Mt. Ephraim District 3	274	334	6	0	3	0	1	618	0	28	646	
Mt. Ephraim District 4	234	342	2	0	1	3	0	582	4	24	610	
Mt. Ephraim Provisional	23	41	1	0	1	0	0	66	1	3	70	
Mt. Ephraim EV Emergency	0	0	0	0	0	0	0	0	0	0	0	
Oaklyn District 1	129	383	6	1	3	0	2	524	4	15	543	
Oaklyn District 2	174	349	7	0	3	0	0	533	3	24	560	
Oaklyn District 3	187	366	7	0	6	1	0	567	2	22	591	
Oaklyn District 4	158	372	2	1	2	2	0	537	0	22	559	
Oaklyn Provisional	21	36	1	0	1	0	0	59	1	4	64	
Oaklyn EV Emergency	0	0	0	0	0	0	0	0	0	0	0	
Pennsauken District 1	136	393	5	2	1	1	0	538	6	48	592	
Pennsauken District 2	137	694	12	0	4	1	1	849	11	43	903	
Pennsauken District 3	226	441	5	0	3	1	1	677	3	24	704	
Pennsauken District 4	179	588	14	1	2	0	1	785	8	42	835	
Pennsauken District 5	160	364	8	0	2	1	0	535	1	21	557	
Pennsauken District 6	331	693	5	1	5	3	1	1,039	3	58	1,100	
Pennsauken District 7	196	454	6	0	1	0	0	657	11	50	718	
Pennsauken District 8	159	426	6	1	2	1	1	596	2	29	627	
Pennsauken District 9	156	337	7	1	3	0	0	504	6	39	549	
Pennsauken District 10	165	371	7	0	3	0	0	546	4	22	572	
Pennsauken District 11	205	460	2	3	2	0	1	673	0	36	709	
Pennsauken District 12	128	321	2	0	1	1	0	453	12	32	497	

November 5, 2024

		United States Senator												
		VOTE FOR 1												
	Curtis Bashaw (R)	Andy Kim (D)	Christina Khalil (I)	Joanne Kuniansky (I)	Kenneth R. Kaplan (I)	Patricia G. Mooneyham (I)	Write-in Totals	Total Votes Cast	Overvotes	Undervotes	Contest Total			
Pennsauken District 13	221	376	5	1	5	0	3	611	4	18	633			
Pennsauken District 14	123	442	6	2	3	1	3	580	1	47	628			
Pennsauken District 15	104	427	7	1	2	1	0	542	8	54	604			
Pennsauken District 16	73	304	4	1	1	0	0	383	5	37	425			
Pennsauken District 17	234	566	6	2	4	1	0	813	18	33	864			
Pennsauken District 18	278	594	5	0	4	2	0	883	1	42	926			
Pennsauken District 19	117	324	3	1	6	0	0	451	6	21	478			
Pennsauken District 20	57	335	3	0	1	0	0	396	1	17	414			
Pennsauken District 21	130	346	0	0	0	1	0	477	4	47	528			
Pennsauken District 22	132	370	1	1	6	0	0	510	9	26	545			
Pennsauken District 23	179	359	7	0	6	1	0	552	2	21	575			
Pennsauken District 24	48	232	5	0	1	0	0	286	1	25	312			
Pennsauken Provisional	182	396	4	0	3	1	0	586	21	67	674			
Pennsauken EV Emergency	0	0	0	0	0	0	0	0	0	0	0			
Pine Hill District 1	193	572	6	0	2	2	1	776	26	56	858			
Pine Hill District 2	338	449	5	1	6	1	0	800	3	47	850			
Pine Hill District 3	336	541	5	0	3	0	1	886	14	41	941			
Pine Hill District 4	133	535	7	0	4	0	0	679	10	57	746			
Pine Hill District 5	363	439	0	0	2	0	1	805	13	49	867			
Pine Hill District 6	74	215	3	0	1	1	0	294	14	15	323			
Pine Hill Provisional	55	110	3	1	1	1	0	171	6	10	187			
Pine Hill EV Emergency	0	0	0	0	0	0	0	0	0	0	0			
Runnemed District 1	235	273	3	2	1	1	1	516	1	18	535			
Runnemed District 2	270	412	5	3	5	0	0	695	8	37	740			
Runnemed District 3	224	298	5	0	4	1	0	532	4	24	560			
Runnemed District 4	246	370	5	2	2	0	2	627	3	23	653			
Runnemed District 5	363	467	6	0	4	2	1	843	7	24	874			
Runnemed District 6	333	384	7	2	3	2	0	731	6	49	786			
Runnemed Provisional	50	66	2	0	0	0	0	118	3	6	127			
Runnemed EV Emergency	0	0	0	0	0	0	0	0	0	0	0			
Somerdale District 1	338	600	10	3	2	2	2	957	6	63	1,026			
Somerdale District 2	183	378	5	1	2	1	1	571	4	23	598			

November 5, 2024

		United States Senator														
		VOTE FOR 1														
		Curtis Bashaw (R)	Andy Kim (D)	Christina Khalil (I)	Joanne Kuniansky (I)	Kenneth R. Kaplan (I)	Patricia G. Mooneyham (I)	Write-in Totals	Total Votes Cast	Overvotes	Undervotes	Contest Total				
Somerdale District 3		119	363	6	1	2	1	0	492	7	22	521				
Somerdale District 4		180	351	10	2	3	1	0	547	0	13	560				
Somerdale Provisional		39	46	2	0	1	0	0	88	0	11	99				
Somerdale EV Emergency		0	0	0	0	0	0	0	0	0	0	0				
Stratford District 1		176	275	1	1	0	3	0	456	2	12	470				
Stratford District 2		237	348	4	0	1	0	0	590	4	26	620				
Stratford District 3		212	345	10	0	8	1	0	576	4	29	609				
Stratford District 4		309	435	5	1	4	0	0	754	1	30	785				
Stratford District 5		107	313	6	1	0	1	0	428	5	21	454				
Stratford District 6		270	388	1	0	5	0	0	664	2	27	693				
Stratford Provisional		46	68	2	0	1	1	0	118	3	9	130				
Stratford EV Emergency		0	0	0	0	0	0	0	0	0	0	0				
Tavistock District 1		5	3	0	0	0	0	0	8	0	0	8				
Voorhees District 1		331	661	18	1	5	2	0	1,018	8	34	1,060				
Voorhees District 2		365	572	10	2	4	0	2	955	5	47	1,007				
Voorhees District 3		333	548	16	1	4	0	0	902	5	12	919				
Voorhees District 4		216	509	8	2	5	2	1	743	14	26	783				
Voorhees District 5		213	574	11	3	6	0	0	807	3	44	854				
Voorhees District 6		354	587	7	1	2	0	0	951	0	31	982				
Voorhees District 7		182	347	3	0	1	0	0	533	2	14	549				
Voorhees District 8		292	813	12	2	3	0	0	1,122	3	62	1,187				
Voorhees District 9		387	595	13	2	4	0	0	1,001	5	30	1,036				
Voorhees District 10		252	466	9	0	3	0	0	730	3	24	757				
Voorhees District 11		263	507	2	0	6	2	0	780	2	19	801				
Voorhees District 12		268	387	8	1	4	0	0	668	5	20	693				
Voorhees District 13		251	620	8	1	3	2	1	886	13	38	937				
Voorhees District 14		222	417	4	0	1	1	2	647	0	18	665				
Voorhees District 15		249	571	6	0	1	1	0	828	3	36	867				
Voorhees District 16		236	342	10	0	0	1	0	589	1	20	610				
Voorhees District 17		150	379	1	1	1	0	0	532	0	10	542				
Voorhees District 18		160	430	5	2	1	0	1	599	3	22	624				
Voorhees District 19		192	514	4	0	5	0	0	715	4	31	750				

November 5, 2024

		United States Senator												
		VOTE FOR 1												
		Curtis Bashaw (R)	Andy Kim (D)	Christina Khalil (I)	Joanne Kuniansky (I)	Kenneth R. Kaplan (I)	Patricia G. Mooneyham (I)	Write-in Totals	Total Votes Cast	Overvotes	Undervotes	Contest Total		
Voorhees Provisional		221	395	7	1	5	1	0	630	8	40	678		
Voorhees EV Emergency		0	0	0	0	0	0	0	0	0	0	0		
Waterford District 1		512	333	1	0	4	1	0	851	0	24	875		
Waterford District 2		412	432	8	1	4	0	0	857	2	37	896		
Waterford District 3		391	246	3	2	2	0	0	644	2	28	674		
Waterford District 4		472	206	5	1	4	0	0	688	0	31	719		
Waterford District 5		383	324	5	0	5	0	1	718	2	25	745		
Waterford District 6		281	200	2	1	5	0	0	489	0	32	521		
Waterford District 7		518	350	5	3	7	0	0	883	1	32	916		
Waterford District 8		282	188	0	1	3	0	0	474	1	17	492		
Waterford Provisional		104	61	2	0	0	0	0	167	4	15	186		
Waterford EV Emergency		0	0	0	0	0	0	0	0	0	0	0		
Winslow Ward 1 District 1		507	350	2	0	1	0	0	860	2	36	898		
Winslow Ward 1 District 2		464	285	6	0	0	0	0	755	7	43	805		
Winslow Ward 1 District 3		355	209	3	0	0	0	0	567	0	24	591		
Winslow Ward 1 District 4		482	508	9	2	6	0	0	1,007	7	38	1,052		
Winslow Ward 1 District 5		502	420	6	0	3	1	1	933	4	36	973		
Winslow Ward 1 District 6		254	409	4	1	2	0	1	671	8	33	712		
Winslow Ward 1 Provisional		76	70	0	0	0	0	0	146	2	16	164		
Winslow Ward 1 EV Emergency		0	0	0	0	0	0	0	0	0	0	0		
Winslow Ward 2 District 1		557	1,177	10	3	6	0	0	1,753	8	79	1,840		
Winslow Ward 2 District 2		351	553	3	3	2	1	0	913	2	22	937		
Winslow Ward 2 District 3		455	689	6	0	7	1	0	1,158	11	49	1,218		
Winslow Ward 2 District 4		284	411	4	1	3	3	1	707	2	48	757		
Winslow Ward 2 District 5		128	587	6	0	4	0	0	725	1	28	754		
Winslow Ward 2 Provisional		63	126	4	0	2	0	0	195	5	17	217		
Winslow Ward 2 EV Emergency		0	0	0	0	0	0	0	0	0	0	0		
Winslow Ward 3 District 1		111	860	9	1	1	2	1	985	10	43	1,038		
Winslow Ward 3 District 2		68	607	6	1	2	2	1	687	8	31	726		
Winslow Ward 3 District 3		114	585	8	1	2	1	0	711	3	42	756		
Winslow Ward 3 District 4		126	601	8	1	4	0	0	740	7	35	782		
Winslow Ward 3 District 5		126	757	12	0	3	0	0	898	10	28	936		

November 5, 2024

		United States Senator													
		VOTE FOR 1													
		Curtis Bashaw (R)	Andy Kim (D)	Christina Khalil (I)	Joanne Kuniansky (I)	Kenneth R. Kaplan (I)	Patricia G. Mooneyham (I)	Write-in Totals	Total Votes Cast	Overvotes	Undervotes	Contest Total			
Winslow Ward 3 Provisional		26	134	5	2	1	0	0	168	13	15	196			
Winslow Ward 3 EV Emergency		0	0	0	0	0	0	0	0	0	0	0			
Winslow Ward 4 District 1		282	310	2	1	3	0	0	598	1	32	631			
Winslow Ward 4 District 2		261	788	10	0	6	2	0	1,067	10	36	1,113			
Winslow Ward 4 District 3		344	944	15	1	5	1	1	1,311	6	54	1,371			
Winslow Ward 4 District 4		268	635	8	0	6	1	0	918	11	43	972			
Winslow Ward 4 District 5		256	831	10	0	3	0	0	1,100	13	59	1,172			
Winslow Ward 4 Provisional		57	117	2	0	0	0	0	176	7	13	196			
Winslow Ward 4 EV Emergency		0	0	0	0	0	0	0	0	0	0	0			
Woodlyrne District 1		89	305	3	0	2	0	1	400	11	22	433			
Woodlyrne District 2		73	269	1	0	2	2	0	347	6	22	375			
Woodlyrne Provisional		5	18	0	0	1	0	0	24	4	5	33			
Overseas		75	360	14	0	1	1	0	451	0	31	482			
Totals		79,545	156,445	1,889	281	1,007	241	119	239,527	1,838	10,855	252,220			

November 5, 2024

		Member of the House of Representatives 1st Congressional District							VOTE FOR 1				
	Theodore "Teddy" Liddell (R)	Donald Norcross (D)	Austin Johnson (I)	Robin Brownfield (I)	Write-in Totals	Total Votes Cast	Overvotes	Undervotes	Contest Total				
Audubon District 1	215	340	5	20	0	580	1	31	612				
Audubon District 2	210	223	5	6	0	444	0	17	461				
Audubon District 3	268	456	2	16	1	743	2	36	781				
Audubon District 4	231	273	2	10	0	516	0	18	534				
Audubon District 5	258	369	1	14	1	643	2	38	683				
Audubon District 6	325	447	2	15	0	789	4	37	830				
Audubon District 7	231	291	5	4	0	531	3	17	551				
Audubon District 8	254	383	2	12	0	651	1	19	671				
Audubon Provisional	76	88	1	1	0	166	1	14	181				
Audubon EV Emergency	0	0	0	0	0	0	0	0	0				
Audubon Park District 1	198	290	1	7	0	496	2	43	541				
Audubon Park Provisional	13	16	0	1	0	30	0	7	37				
Audubon Park EV Emergency	0	0	0	0	0	0	0	0	0				
Barrington District 1	406	485	8	10	1	910	2	28	940				
Barrington District 2	268	431	3	15	1	718	1	26	745				
Barrington District 3	356	408	4	10	0	778	2	29	809				
Barrington District 4	341	521	7	11	1	881	2	49	932				
Barrington District 5	142	187	1	5	1	336	1	8	345				
Barrington Provisional	53	56	0	1	0	110	1	7	118				
Barrington EV Emergency	0	0	0	0	0	0	0	0	0				
Bellmawr District 1	493	460	4	12	0	969	5	42	1,016				
Bellmawr District 2	367	523	4	12	3	909	3	46	958				
Bellmawr District 3	320	398	5	7	0	730	5	46	781				
Bellmawr District 4	331	305	6	6	0	648	2	62	712				
Bellmawr District 5	265	321	2	8	0	596	2	48	646				
Bellmawr District 6	302	428	2	9	1	742	3	58	803				
Bellmawr District 7	286	323	6	18	0	633	2	37	672				
Bellmawr Provisional	68	100	4	4	0	176	4	24	204				
Bellmawr EV Emergency	0	0	0	0	0	0	0	0	0				
Berlin Boro District 1	440	468	5	12	0	925	0	42	967				
Berlin Boro District 2	540	448	3	9	0	1,000	6	40	1,046				
Berlin Boro District 3	500	514	6	18	0	1,038	2	44	1,084				

November 5, 2024

Member of the House of Representatives 1st Congressional District										
VOTE FOR 1										
	Theodore "Teddy" Liddell (R)	Donald Norcross (D)	Austin Johnson (I)	Robin Brownfield (I)	Write-in Totals	Total Votes Cast	Overvotes	Undervotes	Contest Total	
Berlin Boro District 4	491	400	5	14	0	910	0	42	952	
Berlin Boro District 5	236	226	1	5	0	468	1	19	488	
Berlin Boro Provisional	70	64	1	1	0	136	1	9	146	
Berlin Boro EV Emergency	0	0	0	0	0	0	0	0	0	
Berlin Twp District 1	535	637	10	11	0	1,193	8	37	1,238	
Berlin Twp District 2	183	243	2	2	1	431	7	29	467	
Berlin Twp District 3	201	185	0	1	1	388	2	10	400	
Berlin Twp District 4	421	384	2	16	0	823	3	44	870	
Berlin Twp Provisional	48	48	0	0	0	96	0	6	102	
Berlin Twp EV Emergency	0	0	0	0	0	0	0	0	0	
Brooklawn District 1	343	462	6	10	0	821	7	46	874	
Brooklawn Provisional	7	15	0	0	0	22	1	2	25	
Brooklawn EV Emergency	0	0	0	0	0	0	0	0	0	
Camden Ward 1 District 1	22	139	7	1	0	169	4	22	195	
Camden Ward 1 District 2	52	281	10	6	1	350	11	40	401	
Camden Ward 1 District 3	46	321	10	19	0	396	9	38	443	
Camden Ward 1 District 4	39	217	8	5	0	269	5	39	313	
Camden Ward 1 District 5	58	274	4	11	0	347	12	36	395	
Camden Ward 1 District 6	76	351	15	11	0	453	9	40	502	
Camden Ward 1 District 7	33	181	2	4	0	220	3	21	244	
Camden Ward 1 District 8	38	340	12	3	0	393	3	19	415	
Camden Ward 1 District 9	58	347	8	7	0	420	4	29	453	
Camden Ward 1 District 10	64	352	6	9	1	432	4	39	475	
Camden Ward 1 Provisional	67	234	3	3	0	307	7	40	354	
Camden Ward 1 EV Emergency	0	0	0	0	0	0	0	0	0	
Camden Ward 2 District 1	32	215	6	7	0	260	6	14	280	
Camden Ward 2 District 2	24	274	5	8	0	311	12	37	360	
Camden Ward 2 District 3	38	348	15	8	1	410	2	47	459	
Camden Ward 2 District 4	39	185	14	4	0	242	1	18	261	
Camden Ward 2 District 5	19	199	3	5	0	226	4	27	257	
Camden Ward 2 District 6	46	441	8	8	1	504	16	31	551	
Camden Ward 2 District 7	44	282	9	2	0	337	2	55	394	

November 5, 2024

Member of the House of Representatives 1st Congressional District		VOTE FOR 1							Contest Total
	Theodore "Teddy" Liddell (R)	Donald Norcross (D)	Austin Johnson (I)	Robin Brownfield (I)	Write-in Totals	Total Votes Cast	Overvotes	Undervotes	Contest Total
Camden Ward 2 District 8	47	413	10	8	0	478	4	65	547
Camden Ward 2 District 9	65	436	11	6	2	520	7	69	596
Camden Ward 2 District 10	21	218	6	10	1	256	5	23	284
Camden Ward 2 District 11	35	172	9	4	0	220	6	33	259
Camden Ward 2 Provisional	48	265	5	7	0	325	12	63	400
Camden Ward 2 EV Emergency	0	0	0	0	0	0	0	0	0
Camden Ward 3 District 1	70	225	2	1	1	299	5	15	319
Camden Ward 3 District 2	91	316	1	7	0	415	16	34	465
Camden Ward 3 District 3	58	242	14	7	0	321	11	43	375
Camden Ward 3 District 4	46	299	8	4	0	357	14	32	403
Camden Ward 3 District 5	30	205	2	2	0	239	8	27	274
Camden Ward 3 District 6	78	300	5	8	1	392	16	48	456
Camden Ward 3 District 7	87	237	4	4	1	333	19	45	397
Camden Ward 3 District 8	147	320	10	6	0	483	4	45	532
Camden Ward 3 District 9	129	427	7	10	0	573	4	58	635
Camden Ward 3 Provisional	84	218	4	8	0	314	7	35	356
Camden Ward 3 EV Emergency	0	0	0	0	0	0	0	0	0
Camden Ward 4 District 1	56	258	10	8	0	332	12	20	364
Camden Ward 4 District 2	63	228	4	3	1	299	7	28	334
Camden Ward 4 District 3	32	180	1	4	0	217	10	22	249
Camden Ward 4 District 4	56	255	7	2	0	320	7	66	393
Camden Ward 4 District 5	50	196	5	4	0	255	20	25	300
Camden Ward 4 District 6	99	307	9	3	0	418	7	43	468
Camden Ward 4 District 7	70	265	2	2	0	339	3	86	428
Camden Ward 4 District 8	103	315	5	7	1	431	8	38	477
Camden Ward 4 District 9	114	309	6	3	0	432	10	60	502
Camden Ward 4 District 10	42	329	7	16	2	396	6	16	418
Camden Ward 4 Provisional	63	238	6	7	0	314	12	70	396
Camden Ward 4 EV Emergency	0	0	0	0	0	0	0	0	0
Cherry Hill District 1	328	471	9	14	1	823	3	43	869
Cherry Hill District 2	293	472	6	18	1	790	2	51	843
Cherry Hill District 3	322	415	3	11	1	752	2	42	796

November 5, 2024

Member of the House of Representatives 1st Congressional District										
VOTE FOR 1										
	Theodore "Teddy" Liddell (R)	Donald Norcross (D)	Austin Johnson (I)	Robin Brownfield (I)	Write-in Totals	Total Votes Cast	Overvotes	Undervotes	Contest Total	
Cherry Hill District 4	321	465	7	17	0	810	3	42	855	
Cherry Hill District 5	303	526	7	14	2	852	5	57	914	
Cherry Hill District 6	239	349	3	9	0	600	1	39	640	
Cherry Hill District 7	269	447	7	16	3	742	1	48	791	
Cherry Hill District 8	223	373	3	12	0	611	0	43	654	
Cherry Hill District 9	493	838	6	20	0	1,357	4	98	1,459	
Cherry Hill District 10	275	312	6	13	1	607	0	26	633	
Cherry Hill District 11	371	497	4	10	0	882	2	48	932	
Cherry Hill District 12	330	487	6	16	1	840	2	50	892	
Cherry Hill District 13	322	404	6	13	6	751	0	32	783	
Cherry Hill District 14	244	396	4	15	2	661	0	32	693	
Cherry Hill District 15	300	519	10	13	0	842	2	42	886	
Cherry Hill District 16	175	428	5	12	1	621	0	31	652	
Cherry Hill District 17	283	535	3	30	0	851	0	58	909	
Cherry Hill District 18	222	418	2	8	0	650	2	44	696	
Cherry Hill District 19	223	435	6	16	1	681	2	39	722	
Cherry Hill District 20	598	903	6	29	3	1,539	1	78	1,618	
Cherry Hill District 21	321	482	5	23	1	832	2	56	890	
Cherry Hill District 22	336	486	2	15	0	839	0	46	885	
Cherry Hill District 23	344	527	6	27	2	906	1	49	956	
Cherry Hill District 24	282	495	6	17	0	800	2	47	849	
Cherry Hill District 25	274	383	6	24	0	687	0	47	734	
Cherry Hill District 26	370	744	6	22	1	1,143	2	55	1,200	
Cherry Hill District 27	253	519	6	12	0	790	2	52	844	
Cherry Hill District 28	274	597	9	16	2	898	2	35	935	
Cherry Hill District 29	337	597	9	11	0	954	0	49	1,003	
Cherry Hill District 30	119	368	3	10	0	500	1	19	520	
Cherry Hill District 31	295	670	7	16	1	989	4	67	1,060	
Cherry Hill District 32	117	279	1	4	0	401	7	36	444	
Cherry Hill District 33	341	613	4	13	1	972	0	53	1,025	
Cherry Hill District 34	296	479	3	19	0	797	0	41	838	
Cherry Hill District 35	390	472	5	21	3	891	2	32	925	

November 5, 2024

Member of the House of Representatives 1st Congressional District										
VOTE FOR 1										
	Theodore "Teddy" Liddell (R)	Donald Norcross (D)	Austin Johnson (I)	Robin Brownfield (I)	Write-in Totals	Total Votes Cast	Overvotes	Undervotes	Contest Total	
Cherry Hill District 36	316	561	0	7	1	885	3	50	938	
Cherry Hill District 37	245	496	6	20	0	767	2	34	803	
Cherry Hill District 38	174	455	6	16	0	651	0	24	675	
Cherry Hill District 39	231	559	2	15	1	808	2	59	869	
Cherry Hill District 40	157	428	2	9	0	596	0	25	621	
Cherry Hill District 41	227	396	4	14	0	641	4	36	681	
Cherry Hill District 42	188	323	6	6	0	523	1	24	548	
Cherry Hill District 43	237	415	5	12	1	670	2	31	703	
Cherry Hill District 44	288	569	5	17	1	880	1	70	951	
Cherry Hill District 45	380	818	10	21	0	1,229	3	52	1,284	
Cherry Hill District 46	233	457	3	15	0	708	6	50	764	
Cherry Hill District 47	228	578	4	8	1	819	0	50	869	
Cherry Hill District 48	112	301	3	13	0	429	0	25	454	
Cherry Hill Provisional	529	810	13	35	3	1,390	15	126	1,531	
Cherry Hill EV Emergency	0	0	0	0	0	0	0	0	0	
Chesilhurst District 1	242	425	5	10	0	682	3	33	718	
Chesilhurst Provisional	7	17	0	1	0	25	0	4	29	
Chesilhurst EV Emergency	0	0	0	0	0	0	0	0	0	
Clementon District 1	230	398	6	16	0	650	6	30	686	
Clementon District 2	240	329	4	11	0	584	3	25	612	
Clementon District 3	284	512	5	14	1	816	13	44	873	
Clementon Provisional	29	55	1	3	0	88	4	5	97	
Clementon EV Emergency	0	0	0	0	0	0	0	0	0	
Collingswood District 1	117	393	1	39	1	551	2	38	591	
Collingswood District 2	148	555	3	50	1	757	0	45	802	
Collingswood District 3	108	280	8	32	2	430	2	18	450	
Collingswood District 4	158	502	3	36	0	699	1	32	732	
Collingswood District 5	73	268	8	10	0	359	1	14	374	
Collingswood District 6	138	378	6	35	1	558	0	32	590	
Collingswood District 7	180	507	8	55	1	751	1	43	795	
Collingswood District 8	126	438	9	43	4	620	0	23	643	
Collingswood District 9	211	635	6	57	0	909	4	52	965	

November 5, 2024

Member of the House of Representatives 1st Congressional District		VOTE FOR 1							Contest Total
Theodore "Teddy" Liddell (R)	Donald Norcross (D)	Austin Johnson (I)	Robin Brownfield (I)	Write-in Totals	Total Votes Cast	Overvotes	Undervotes		
Collingswood District 10	134	405	7	33	0	579	1	36	616
Collingswood District 11	142	512	6	39	1	700	0	32	732
Collingswood District 12	87	332	4	28	0	451	0	27	478
Collingswood Provisional	57	145	4	14	1	221	1	14	236
Collingswood EV Emergency	0	0	0	0	0	0	0	0	0
Gibbsboro District 1	264	367	4	12	0	647	2	27	676
Gibbsboro District 2	261	292	8	11	1	573	1	23	597
Gibbsboro Provisional	19	16	0	1	0	36	0	3	39
Gibbsboro EV Emergency	0	0	0	0	0	0	0	0	0
Gloucester City Ward 1 District 1	173	240	4	10	0	427	6	33	466
Gloucester City Ward 1 District 2	177	259	2	4	0	442	3	22	467
Gloucester City Ward 1 District 3	219	210	1	5	1	436	4	11	451
Gloucester City Ward 1	25	26	1	2	0	54	1	4	59
Gloucester City Ward 1 EV	0	0	0	0	0	0	0	0	0
Gloucester City Ward 2 District 1	138	216	4	9	1	368	6	20	394
Gloucester City Ward 2 District 2	239	290	4	6	0	539	3	24	566
Gloucester City Ward 2 District 3	320	389	7	9	0	725	1	35	761
Gloucester City Ward 2	26	25	0	2	0	53	0	6	59
Gloucester City Ward 2 EV	0	0	0	0	0	0	0	0	0
Gloucester City Ward 3 District 1	239	323	4	9	0	575	3	32	610
Gloucester City Ward 3 District 2	331	279	3	13	0	626	4	27	657
Gloucester City Ward 3	25	26	0	2	0	53	3	3	59
Gloucester City Ward 3 EV	0	0	0	0	0	0	0	0	0
Gloucester Twp District 1	261	238	1	8	0	508	0	31	539
Gloucester Twp District 2	263	290	2	8	0	563	1	39	603
Gloucester Twp District 3	287	268	2	7	0	564	0	29	593
Gloucester Twp District 4	412	360	1	8	0	781	0	50	831
Gloucester Twp District 5	363	538	7	18	2	928	4	53	985
Gloucester Twp District 6	403	469	5	11	0	888	8	43	939
Gloucester Twp District 7	464	373	5	9	0	851	3	41	895
Gloucester Twp District 8	222	530	0	11	0	763	2	46	811
Gloucester Twp District 9	445	487	8	7	0	947	1	51	999

November 5, 2024

Member of the House of Representatives 1st Congressional District										
VOTE FOR 1										
	Theodore "Teddy" Liddell (R)	Donald Norcross (D)	Austin Johnson (I)	Robin Brownfield (I)	Write-in Totals	Total Votes Cast	Overvotes	Undervotes	Contest Total	
Gloucester Twp District 10	366	291	3	7	0	667	2	34	703	
Gloucester Twp District 11	393	375	1	9	1	779	0	28	807	
Gloucester Twp District 12	432	453	3	11	0	899	2	38	939	
Gloucester Twp District 13	353	540	9	17	0	919	2	58	979	
Gloucester Twp District 14	214	517	3	11	1	746	2	43	791	
Gloucester Twp District 15	482	494	10	13	0	999	5	58	1,062	
Gloucester Twp District 16	422	433	8	5	0	868	1	43	912	
Gloucester Twp District 17	315	683	14	16	0	1,028	23	42	1,093	
Gloucester Twp District 18	332	651	6	12	1	1,002	6	49	1,057	
Gloucester Twp District 19	426	562	11	16	1	1,016	3	46	1,065	
Gloucester Twp District 20	401	568	7	9	0	985	4	62	1,051	
Gloucester Twp District 21	301	237	3	4	1	546	1	30	577	
Gloucester Twp District 22	314	304	7	7	0	632	3	31	666	
Gloucester Twp District 23	220	583	5	22	1	831	2	59	892	
Gloucester Twp District 24	402	509	3	10	0	924	3	46	973	
Gloucester Twp District 25	447	352	4	14	0	817	0	60	877	
Gloucester Twp District 26	332	328	7	9	1	677	2	31	710	
Gloucester Twp District 27	363	309	5	6	1	684	3	25	712	
Gloucester Twp District 28	168	362	1	4	0	535	4	37	576	
Gloucester Twp District 29	409	515	4	12	0	940	2	38	980	
Gloucester Twp District 30	460	533	9	20	1	1,023	2	60	1,085	
Gloucester Twp District 31	354	547	7	7	0	915	1	57	973	
Gloucester Twp District 32	365	475	5	10	0	855	2	48	905	
Gloucester Twp District 33	238	557	6	10	1	812	1	55	868	
Gloucester Twp District 34	254	439	4	6	0	703	1	31	735	
Gloucester Twp District 35	448	690	8	12	0	1,158	3	56	1,217	
Gloucester Twp District 36	232	350	5	6	0	593	3	18	614	
Gloucester Twp District 37	60	217	3	3	0	283	0	21	304	
Gloucester Twp District 38	212	389	2	15	0	618	5	23	646	
Gloucester Twp District 39	187	264	1	6	0	458	1	18	477	
Gloucester Twp District 40	318	404	7	16	0	745	1	35	781	
Gloucester Twp Provisional	528	712	5	16	0	1,261	19	103	1,383	

November 5, 2024

Member of the House of Representatives 1st Congressional District		VOTE FOR 1							Contest Total
	Theodore "Teddy" Liddell (R)	Donald Norcross (D)	Austin Johnson (I)	Robin Brownfield (I)	Write-in Totals	Total Votes Cast	Overvotes	Undervotes	
Gloucester Twp EV Emergency	0	0	0	0	0	0	0	0	0
Haddon Heights District 1	218	340	3	12	0	573	1	21	595
Haddon Heights District 2	169	308	2	7	1	487	0	19	506
Haddon Heights District 3	319	466	2	14	2	803	0	37	840
Haddon Heights District 4	170	271	4	12	0	457	1	19	477
Haddon Heights District 5	237	475	3	13	1	729	2	25	756
Haddon Heights District 6	322	434	3	12	1	772	2	16	790
Haddon Heights District 7	314	452	2	17	0	785	1	23	809
Haddon Heights Provisional	80	102	1	2	0	185	0	9	194
Haddon Heights EV Emergency	0	0	0	0	0	0	0	0	0
Haddon Twp District 1	268	475	2	12	1	758	1	26	785
Haddon Twp District 2	164	336	3	12	1	516	0	19	535
Haddon Twp District 3	334	524	5	23	0	886	1	54	941
Haddon Twp District 4	181	295	3	16	0	495	2	28	525
Haddon Twp District 5	98	242	5	12	1	358	1	23	382
Haddon Twp District 6	213	285	6	13	0	517	0	20	537
Haddon Twp District 7	162	359	2	15	2	540	0	28	568
Haddon Twp District 8	190	351	3	19	0	563	2	19	584
Haddon Twp District 9	134	303	7	20	1	465	0	15	480
Haddon Twp District 10	183	314	6	12	3	518	1	18	537
Haddon Twp District 11	215	459	7	22	0	703	0	30	733
Haddon Twp District 12	385	700	5	11	3	1,104	3	50	1,157
Haddon Twp District 13	165	305	1	10	0	481	1	29	511
Haddon Twp District 14	177	306	1	8	0	492	1	20	513
Haddon Twp District 15	135	352	4	10	0	501	2	26	529
Haddon Twp Provisional	93	198	1	9	0	301	2	27	330
Haddon Twp EV Emergency	0	0	0	0	0	0	0	0	0
Haddonfield District 1	286	481	3	11	0	781	1	57	839
Haddonfield District 2	299	564	5	19	0	887	3	45	935
Haddonfield District 3	232	451	2	22	0	707	1	40	748
Haddonfield District 4	263	276	2	12	0	553	2	30	585
Haddonfield District 5	234	257	1	11	0	503	1	33	537

November 5, 2024

Member of the House of Representatives 1st Congressional District										
VOTE FOR 1										
	Theodore "Teddy" Liddell (R)	Donald Norcross (D)	Austin Johnson (I)	Robin Brownfield (I)	Write-in Totals	Total Votes Cast	Overvotes	Undervotes	Contest Total	
Haddonfield District 6	282	432	5	14	2	735	0	38	773	
Haddonfield District 7	198	447	1	16	1	663	0	35	698	
Haddonfield District 8	268	495	5	17	1	786	1	39	826	
Haddonfield District 9	320	550	6	17	2	895	1	54	950	
Haddonfield District 10	242	348	4	19	1	614	0	32	646	
Haddonfield Provisional	107	131	2	2	0	242	4	12	258	
Haddonfield EV Emergency	0	0	0	0	0	0	0	0	0	
Hi-Nella District 1	139	220	3	8	1	371	1	10	382	
Hi-Nella Provisional	6	8	0	1	0	15	0	2	17	
Hi-Nella EV Emergency	0	0	0	0	0	0	0	0	0	
Laurel Springs District 1	195	296	2	16	0	509	1	33	543	
Laurel Springs District 2	260	287	2	8	0	557	1	21	579	
Laurel Springs Provisional	12	21	2	1	0	36	1	3	40	
Laurel Springs EV Emergency	0	0	0	0	0	0	0	0	0	
Lawnside District 1	54	627	11	11	1	704	18	52	774	
Lawnside District 2	67	621	16	10	1	715	6	44	765	
Lawnside Provisional	11	53	2	0	1	67	0	2	69	
Lawnside EV Emergency	0	0	0	0	0	0	0	0	0	
Lindenwold District 1	286	482	8	5	0	781	7	30	818	
Lindenwold District 2	240	506	7	9	0	762	3	38	803	
Lindenwold District 3	169	382	3	11	1	566	5	31	602	
Lindenwold District 4	221	631	10	15	0	877	15	39	931	
Lindenwold District 5	72	345	5	11	0	433	2	28	463	
Lindenwold District 6	132	546	3	8	1	690	6	22	718	
Lindenwold District 7	65	266	1	4	0	336	5	13	354	
Lindenwold District 8	186	543	4	9	1	743	6	19	768	
Lindenwold District 9	141	327	5	5	1	479	5	28	512	
Lindenwold Provisional	73	169	2	2	0	246	5	22	273	
Lindenwold EV Emergency	0	0	0	0	0	0	0	0	0	
Magnolia District 1	185	336	5	12	0	538	1	35	574	
Magnolia District 2	189	270	2	3	0	464	2	15	481	
Magnolia District 3	201	326	2	5	2	536	0	21	557	

November 5, 2024

Member of the House of Representatives 1st Congressional District										
VOTE FOR 1										
	Theodore "Teddy" Liddell (R)	Donald Norcross (D)	Austin Johnson (I)	Robin Brownfield (I)	Write-in Totals	Total Votes Cast	Overvotes	Undervotes	Contest Total	
Magnolia District 4	226	346	2	11	0	585	5	19	609	
Magnolia Provisional	35	50	2	1	0	88	2	7	97	
Magnolia EV Emergency	0	0	0	0	0	0	0	0	0	
Merchantville District 1	247	527	7	25	1	807	2	40	849	
Merchantville District 2	168	348	2	19	2	539	0	36	575	
Merchantville District 3	138	293	1	16	1	449	1	27	477	
Merchantville Provisional	19	39	1	4	0	63	0	9	72	
Merchantville EV Emergency	0	0	0	0	0	0	0	0	0	
Mt. Ephraim District 1	232	330	2	10	1	575	0	14	589	
Mt. Ephraim District 2	336	331	8	10	0	685	2	24	711	
Mt. Ephraim District 3	283	314	7	11	1	616	0	30	646	
Mt. Ephraim District 4	236	319	3	12	0	570	3	37	610	
Mt. Ephraim Provisional	29	38	0	1	0	68	0	2	70	
Mt. Ephraim EV Emergency	0	0	0	0	0	0	0	0	0	
Oaklyn District 1	146	330	9	26	2	513	3	27	543	
Oaklyn District 2	189	312	7	18	0	526	2	32	560	
Oaklyn District 3	206	325	6	21	0	558	3	30	591	
Oaklyn District 4	171	344	8	9	0	532	0	27	559	
Oaklyn Provisional	23	31	1	4	0	59	1	4	64	
Oaklyn EV Emergency	0	0	0	0	0	0	0	0	0	
Pennsauken District 1	149	368	5	13	0	535	7	50	592	
Pennsauken District 2	161	657	17	11	0	846	5	52	903	
Pennsauken District 3	232	419	6	11	0	668	3	33	704	
Pennsauken District 4	187	564	16	11	1	779	6	50	835	
Pennsauken District 5	171	345	7	10	0	533	0	24	557	
Pennsauken District 6	366	636	13	14	1	1,030	3	67	1,100	
Pennsauken District 7	199	439	8	7	0	653	11	54	718	
Pennsauken District 8	172	410	9	9	1	601	1	25	627	
Pennsauken District 9	167	320	3	10	0	500	2	47	549	
Pennsauken District 10	173	355	7	7	1	543	3	26	572	
Pennsauken District 11	232	424	5	12	0	673	0	36	709	
Pennsauken District 12	136	306	1	7	0	450	6	41	497	

November 5, 2024

Member of the House of Representatives 1st Congressional District										
VOTE FOR 1										
	Theodore "Teddy" Liddell (R)	Donald Norcross (D)	Austin Johnson (I)	Robin Brownfield (I)	Write-in Totals	Total Votes Cast	Overvotes	Undervotes	Contest Total	
Pennsauken District 13	238	356	2	11	0	607	0	26	633	
Pennsauken District 14	136	417	6	14	2	575	1	52	628	
Pennsauken District 15	118	410	4	7	0	539	6	59	604	
Pennsauken District 16	75	296	5	7	0	383	5	37	425	
Pennsauken District 17	261	526	5	13	1	806	14	44	864	
Pennsauken District 18	297	534	6	18	0	855	2	69	926	
Pennsauken District 19	132	304	3	6	0	445	4	29	478	
Pennsauken District 20	63	314	4	5	0	386	0	28	414	
Pennsauken District 21	138	329	0	4	0	471	5	52	528	
Pennsauken District 22	135	358	4	13	1	511	8	26	545	
Pennsauken District 23	204	329	4	5	0	542	0	33	575	
Pennsauken District 24	53	216	11	2	0	282	1	29	312	
Pennsauken Provisional	197	377	6	4	0	584	16	74	674	
Pennsauken EV Emergency	0	0	0	0	0	0	0	0	0	
Pine Hill District 1	205	554	3	9	0	771	16	71	858	
Pine Hill District 2	355	431	6	12	0	804	1	45	850	
Pine Hill District 3	354	514	4	9	0	881	11	49	941	
Pine Hill District 4	143	499	8	16	0	666	8	72	746	
Pine Hill District 5	379	416	5	7	1	808	10	49	867	
Pine Hill District 6	72	209	7	4	0	292	12	19	323	
Pine Hill Provisional	59	108	3	3	0	173	4	10	187	
Pine Hill EV Emergency	0	0	0	0	0	0	0	0	0	
Runnemed District 1	238	267	3	8	0	516	0	19	535	
Runnemed District 2	281	391	6	14	0	692	6	42	740	
Runnemed District 3	235	292	5	11	0	543	2	15	560	
Runnemed District 4	250	363	3	7	2	625	2	26	653	
Runnemed District 5	382	444	3	11	1	841	2	31	874	
Runnemed District 6	342	367	8	11	1	729	3	54	786	
Runnemed Provisional	50	68	0	2	0	120	2	5	127	
Runnemed EV Emergency	0	0	0	0	0	0	0	0	0	
Somerdale District 1	365	570	7	14	1	957	5	64	1,026	
Somerdale District 2	190	360	3	6	1	560	4	34	598	

November 5, 2024

Member of the House of Representatives 1st Congressional District										
	VOTE FOR 1									
	Theodore "Teddy" Liddell (R)	Donald Norcross (D)	Austin Johnson (I)	Robin Brownfield (I)	Write-in Totals	Total Votes Cast	Overvotes	Undervotes	Contest Total	
Somerdale District 3	128	350	5	6	1	490	5	26	521	
Somerdale District 4	194	330	2	12	0	538	0	22	560	
Somerdale Provisional	46	41	1	2	0	90	0	9	99	
Somerdale EV Emergency	0	0	0	0	0	0	0	0	0	
Stratford District 1	188	250	2	10	0	450	1	19	470	
Stratford District 2	265	310	3	6	0	584	3	33	620	
Stratford District 3	223	324	6	16	0	569	3	37	609	
Stratford District 4	336	410	6	6	0	758	2	25	785	
Stratford District 5	120	293	1	6	0	420	5	29	454	
Stratford District 6	293	360	4	5	0	662	2	29	693	
Stratford Provisional	56	63	1	1	0	121	1	8	130	
Stratford EV Emergency	0	0	0	0	0	0	0	0	0	
Tavistock District 1	6	2	0	0	0	8	0	0	8	
Voorhees District 1	350	620	9	31	0	1,010	6	44	1,060	
Voorhees District 2	392	533	13	16	3	957	5	45	1,007	
Voorhees District 3	341	525	4	20	2	892	2	25	919	
Voorhees District 4	228	477	5	22	1	733	11	39	783	
Voorhees District 5	228	547	10	17	0	802	6	46	854	
Voorhees District 6	374	541	6	8	1	930	1	51	982	
Voorhees District 7	193	324	3	6	0	526	0	23	549	
Voorhees District 8	315	770	9	20	1	1,115	0	72	1,187	
Voorhees District 9	413	543	6	28	0	990	5	41	1,036	
Voorhees District 10	269	428	6	20	2	725	2	30	757	
Voorhees District 11	299	447	8	17	0	771	1	29	801	
Voorhees District 12	286	358	2	14	0	660	3	30	693	
Voorhees District 13	268	576	8	16	1	869	12	56	937	
Voorhees District 14	236	381	3	10	1	631	0	34	665	
Voorhees District 15	268	528	1	11	0	808	3	56	867	
Voorhees District 16	245	315	5	12	0	577	1	32	610	
Voorhees District 17	148	372	3	2	0	525	1	16	542	
Voorhees District 18	166	412	3	12	1	594	3	27	624	
Voorhees District 19	211	481	7	9	0	708	1	41	750	

November 5, 2024

Member of the House of Representatives 1st Congressional District		VOTE FOR 1							Contest Total
	Theodore "Teddy" Liddell (R)	Donald Norcross (D)	Austin Johnson (I)	Robin Brownfield (I)	Write-in Totals	Total Votes Cast	Overvotes	Undervotes	
Voorhees Provisional	236	373	2	19	1	631	1	46	678
Voorhees EV Emergency	0	0	0	0	0	0	0	0	0
Waterford District 1	533	304	4	6	0	847	0	28	875
Waterford District 2	438	400	5	7	0	850	3	43	896
Waterford District 3	412	222	3	4	0	641	1	32	674
Waterford District 4	473	204	0	7	0	684	0	35	719
Waterford District 5	389	312	3	7	0	711	2	32	745
Waterford District 6	297	184	2	5	1	489	1	31	521
Waterford District 7	541	319	3	6	0	869	1	46	916
Waterford District 8	299	171	3	1	0	474	0	18	492
Waterford Provisional	106	59	0	2	0	167	4	15	186
Waterford EV Emergency	0	0	0	0	0	0	0	0	0
Winslow Ward 1 District 1	508	343	2	1	0	854	2	42	898
Winslow Ward 1 District 2	473	276	2	5	0	756	6	43	805
Winslow Ward 1 District 3	356	210	0	2	0	568	0	23	591
Winslow Ward 1 District 4	496	497	3	9	0	1,005	1	46	1,052
Winslow Ward 1 District 5	521	392	5	5	1	924	4	45	973
Winslow Ward 1 District 6	274	373	3	7	1	658	8	46	712
Winslow Ward 1 Provisional	79	61	2	2	0	144	1	19	164
Winslow Ward 1 EV Emergency	0	0	0	0	0	0	0	0	0
Winslow Ward 2 District 1	586	1,114	18	25	2	1,745	2	93	1,840
Winslow Ward 2 District 2	371	517	7	6	0	901	2	34	937
Winslow Ward 2 District 3	461	676	6	17	0	1,160	7	51	1,218
Winslow Ward 2 District 4	302	381	8	12	1	704	0	53	757
Winslow Ward 2 District 5	138	565	5	11	0	719	1	34	754
Winslow Ward 2 Provisional	61	124	4	6	0	195	3	19	217
Winslow Ward 2 EV Emergency	0	0	0	0	0	0	0	0	0
Winslow Ward 3 District 1	121	842	3	15	1	982	5	51	1,038
Winslow Ward 3 District 2	67	599	6	7	0	679	5	42	726
Winslow Ward 3 District 3	121	562	6	11	0	700	5	51	756
Winslow Ward 3 District 4	134	585	8	15	0	742	3	37	782
Winslow Ward 3 District 5	124	753	6	14	0	897	5	34	936

November 5, 2024

Member of the House of Representatives 1st Congressional District									
VOTE FOR 1									
	Theodore "Teddy" Liddell (R)	Donald Norcross (D)	Austin Johnson (I)	Robin Brownfield (I)	Write-in Totals	Total Votes Cast	Overvotes	Undervotes	Contest Total
Winslow Ward 3 Provisional	32	132	0	7	0	171	4	21	196
Winslow Ward 3 EV Emergency	0	0	0	0	0	0	0	0	0
Winslow Ward 4 District 1	293	298	1	5	0	597	1	33	631
Winslow Ward 4 District 2	280	760	9	15	1	1,065	9	39	1,113
Winslow Ward 4 District 3	365	908	12	18	1	1,304	7	60	1,371
Winslow Ward 4 District 4	288	608	5	11	0	912	8	52	972
Winslow Ward 4 District 5	272	785	15	17	1	1,090	10	72	1,172
Winslow Ward 4 Provisional	60	120	0	5	0	185	2	9	196
Winslow Ward 4 EV Emergency	0	0	0	0	0	0	0	0	0
Woodlyne District 1	100	276	9	5	1	391	10	32	433
Woodlyne District 2	75	250	5	7	0	337	2	36	375
Woodlyne Provisional	6	18	1	0	0	25	3	5	33
Overseas	79	348	0	18	0	445	0	37	482
Totals	85,323	145,494	1,854	4,321	179	237,171	1,309	13,740	252,220

November 5, 2024

		Sheriff					
		VOTE FOR 1					
	Sean Williams (R)	Chuck Billingham (D)	Write-in Totals	Total Votes Cast	Overvotes	Undervotes	Contest Total
Audubon District 1	209	365	0	574	0	38	612
Audubon District 2	208	220	0	428	0	33	461
Audubon District 3	267	464	0	731	0	50	781
Audubon District 4	225	276	1	502	1	31	534
Audubon District 5	260	373	1	634	0	49	683
Audubon District 6	325	459	0	784	0	46	830
Audubon District 7	237	284	1	522	0	29	551
Audubon District 8	254	388	0	642	0	29	671
Audubon Provisional	69	94	0	163	0	18	181
Audubon EV Emergency	0	0	0	0	0	0	0
Audubon Park District 1	211	262	0	473	0	68	541
Audubon Park Provisional	14	15	0	29	0	8	37
Audubon Park EV Emergency	0	0	0	0	0	0	0
Barrington District 1	390	510	1	901	1	38	940
Barrington District 2	267	441	1	709	0	36	745
Barrington District 3	343	426	1	770	0	39	809
Barrington District 4	333	544	1	878	0	54	932
Barrington District 5	144	190	0	334	0	11	345
Barrington Provisional	55	54	0	109	0	9	118
Barrington EV Emergency	0	0	0	0	0	0	0
Bellmawr District 1	488	466	1	955	3	58	1,016
Bellmawr District 2	356	541	2	899	1	58	958
Bellmawr District 3	334	392	1	727	0	54	781
Bellmawr District 4	334	321	0	655	0	57	712
Bellmawr District 5	267	329	0	596	1	49	646
Bellmawr District 6	295	433	1	729	0	74	803
Bellmawr District 7	284	342	1	627	0	45	672
Bellmawr Provisional	74	107	1	182	0	22	204
Bellmawr EV Emergency	0	0	0	0	0	0	0
Berlin Boro District 1	447	462	1	910	0	57	967
Berlin Boro District 2	546	439	1	986	1	59	1,046
Berlin Boro District 3	501	512	0	1,013	0	71	1,084

November 5, 2024

	Sheriff						Contest Total
	Sean Williams (R)	Chuck Billingham (D)	Write-in Totals	Total Votes Cast	Overvotes	Undervotes	
Berlin Boro District 4	482	397	0	879	0	73	952
Berlin Boro District 5	256	211	0	467	0	21	488
Berlin Boro Provisional	68	63	0	131	0	15	146
Berlin Boro EV Emergency	0	0	0	0	0	0	0
Berlin Twp District 1	547	630	0	1,177	0	61	1,238
Berlin Twp District 2	189	243	2	434	0	33	467
Berlin Twp District 3	202	183	1	386	1	13	400
Berlin Twp District 4	416	388	0	804	0	66	870
Berlin Twp Provisional	50	47	0	97	0	5	102
Berlin Twp EV Emergency	0	0	0	0	0	0	0
Brooklawn District 1	316	492	1	809	0	65	874
Brooklawn Provisional	8	16	0	24	0	1	25
Brooklawn EV Emergency	0	0	0	0	0	0	0
Camden Ward 1 District 1	22	150	0	172	0	23	195
Camden Ward 1 District 2	52	316	2	370	1	30	401
Camden Ward 1 District 3	48	349	1	398	1	44	443
Camden Ward 1 District 4	43	228	0	271	1	41	313
Camden Ward 1 District 5	62	304	0	366	0	29	395
Camden Ward 1 District 6	67	393	0	460	1	41	502
Camden Ward 1 District 7	36	187	0	223	0	21	244
Camden Ward 1 District 8	37	346	0	383	0	32	415
Camden Ward 1 District 9	60	356	0	416	1	36	453
Camden Ward 1 District 10	74	360	1	435	0	40	475
Camden Ward 1 Provisional	70	244	0	314	1	39	354
Camden Ward 1 EV Emergency	0	0	0	0	0	0	0
Camden Ward 2 District 1	33	230	1	264	0	16	280
Camden Ward 2 District 2	24	305	1	330	1	29	360
Camden Ward 2 District 3	27	387	2	416	0	43	459
Camden Ward 2 District 4	35	205	0	240	0	21	261
Camden Ward 2 District 5	18	215	1	234	0	23	257
Camden Ward 2 District 6	52	460	0	512	3	36	551
Camden Ward 2 District 7	38	299	0	337	1	56	394

2024 Camden County General

OFFICIAL RESULTS
Joseph Ripa, County Clerk
Camden County

November 5, 2024

	Sheriff						Contest Total
	Sean Williams (R)	Chuck Billingham (D)	Write-in Totals	Total Votes Cast	Overvotes	Undervotes	
Camden Ward 2 District 8	50	432	1	483	0	64	547
Camden Ward 2 District 9	58	475	2	535	1	60	596
Camden Ward 2 District 10	28	235	0	263	0	21	284
Camden Ward 2 District 11	29	197	0	226	0	33	259
Camden Ward 2 Provisional	53	274	0	327	2	71	400
Camden Ward 2 EV Emergency	0	0	0	0	0	0	0
Camden Ward 3 District 1	75	227	0	302	2	15	319
Camden Ward 3 District 2	100	321	1	422	2	41	465
Camden Ward 3 District 3	62	261	0	323	1	51	375
Camden Ward 3 District 4	45	326	0	371	1	31	403
Camden Ward 3 District 5	37	208	0	245	1	28	274
Camden Ward 3 District 6	72	335	0	407	1	48	456
Camden Ward 3 District 7	98	253	1	352	1	44	397
Camden Ward 3 District 8	144	339	0	483	0	49	532
Camden Ward 3 District 9	130	437	0	567	0	68	635
Camden Ward 3 Provisional	85	229	0	314	1	41	356
Camden Ward 3 EV Emergency	0	0	0	0	0	0	0
Camden Ward 4 District 1	64	272	0	336	0	28	364
Camden Ward 4 District 2	66	235	1	302	1	31	334
Camden Ward 4 District 3	37	186	0	223	2	24	249
Camden Ward 4 District 4	59	265	0	324	3	66	393
Camden Ward 4 District 5	52	211	0	263	0	37	300
Camden Ward 4 District 6	105	319	0	424	2	42	468
Camden Ward 4 District 7	68	263	0	331	0	97	428
Camden Ward 4 District 8	105	329	0	434	1	42	477
Camden Ward 4 District 9	114	333	0	447	0	55	502
Camden Ward 4 District 10	42	353	2	397	1	20	418
Camden Ward 4 Provisional	75	246	0	321	1	74	396
Camden Ward 4 EV Emergency	0	0	0	0	0	0	0
Cherry Hill District 1	314	500	1	815	0	54	869
Cherry Hill District 2	315	464	0	779	0	64	843
Cherry Hill District 3	323	413	2	738	0	58	796

November 5, 2024

	Sheriff							Contest Total
	VOTE FOR 1							
	Sean Williams (R)	Chuck Billingham (D)	Write-in Totals	Total Votes Cast	Overvotes	Undervotes		
Cherry Hill District 4	328	473	1	802	0	53	855	
Cherry Hill District 5	305	528	2	835	0	79	914	
Cherry Hill District 6	237	360	0	597	0	43	640	
Cherry Hill District 7	273	457	1	731	1	59	791	
Cherry Hill District 8	226	384	0	610	0	44	654	
Cherry Hill District 9	516	809	3	1,328	2	129	1,459	
Cherry Hill District 10	268	319	1	588	0	45	633	
Cherry Hill District 11	383	485	0	868	0	64	932	
Cherry Hill District 12	321	507	1	829	0	63	892	
Cherry Hill District 13	322	404	3	729	0	54	783	
Cherry Hill District 14	246	404	1	651	0	42	693	
Cherry Hill District 15	307	518	1	826	2	58	886	
Cherry Hill District 16	175	428	0	603	0	49	652	
Cherry Hill District 17	299	530	2	831	0	78	909	
Cherry Hill District 18	227	415	0	642	1	53	696	
Cherry Hill District 19	221	443	0	664	1	57	722	
Cherry Hill District 20	596	922	1	1,519	0	99	1,618	
Cherry Hill District 21	317	501	2	820	0	70	890	
Cherry Hill District 22	336	489	0	825	0	60	885	
Cherry Hill District 23	369	513	5	887	1	68	956	
Cherry Hill District 24	309	467	0	776	0	73	849	
Cherry Hill District 25	278	385	1	664	0	70	734	
Cherry Hill District 26	369	733	0	1,102	0	98	1,200	
Cherry Hill District 27	258	512	0	770	0	74	844	
Cherry Hill District 28	279	595	2	876	0	59	935	
Cherry Hill District 29	324	612	0	936	0	67	1,003	
Cherry Hill District 30	138	347	0	485	0	35	520	
Cherry Hill District 31	307	661	0	968	0	92	1,060	
Cherry Hill District 32	116	286	0	402	0	42	444	
Cherry Hill District 33	346	606	2	954	0	71	1,025	
Cherry Hill District 34	290	492	0	782	0	56	838	
Cherry Hill District 35	373	493	3	869	0	56	925	

November 5, 2024

	Sheriff							Contest Total
	VOTE FOR 1							
	Sean Williams (R)	Chuck Billingham (D)	Write-in Totals	Total Votes Cast	Overvotes	Undervotes		
Cherry Hill District 36	340	526	1	867	0	71	938	
Cherry Hill District 37	255	485	0	740	0	63	803	
Cherry Hill District 38	164	469	0	633	0	42	675	
Cherry Hill District 39	241	551	0	792	0	77	869	
Cherry Hill District 40	170	410	0	580	0	41	621	
Cherry Hill District 41	232	411	0	643	1	37	681	
Cherry Hill District 42	190	331	0	521	0	27	548	
Cherry Hill District 43	238	425	0	663	0	40	703	
Cherry Hill District 44	304	546	1	851	0	100	951	
Cherry Hill District 45	382	812	0	1,194	2	88	1,284	
Cherry Hill District 46	243	465	0	708	0	56	764	
Cherry Hill District 47	235	565	0	800	0	69	869	
Cherry Hill District 48	116	304	0	420	0	34	454	
Cherry Hill Provisional	531	817	1	1,349	2	180	1,531	
Cherry Hill EV Emergency	0	0	0	0	0	0	0	
Chesilhurst District 1	245	427	1	673	0	45	718	
Chesilhurst Provisional	7	15	0	22	0	7	29	
Chesilhurst EV Emergency	0	0	0	0	0	0	0	
Clementon District 1	231	419	0	650	0	36	686	
Clementon District 2	247	335	0	582	0	30	612	
Clementon District 3	305	515	1	821	0	52	873	
Clementon Provisional	30	55	0	85	1	11	97	
Clementon EV Emergency	0	0	0	0	0	0	0	
Collingswood District 1	112	437	1	550	0	41	591	
Collingswood District 2	143	600	4	747	0	55	802	
Collingswood District 3	112	310	2	424	1	25	450	
Collingswood District 4	152	536	2	690	0	42	732	
Collingswood District 5	88	264	0	352	0	22	374	
Collingswood District 6	145	409	2	556	0	34	590	
Collingswood District 7	176	569	2	747	0	48	795	
Collingswood District 8	127	478	3	608	0	35	643	
Collingswood District 9	211	710	2	923	0	42	965	

2024 Camden County General

OFFICIAL RESULTS
Joseph Ripa, County Clerk
Camden County

November 5, 2024

	Sheriff						Contest Total
	Sean Williams (R)	Chuck Billingham (D)	Write-in Totals	Total Votes Cast	Overvotes	Undervotes	
Collingswood District 10	138	424	1	563	0	53	616
Collingswood District 11	140	540	2	682	0	50	732
Collingswood District 12	95	350	1	446	0	32	478
Collingswood Provisional	59	159	0	218	0	18	236
Collingswood EV Emergency	0	0	0	0	0	0	0
Gibbsboro District 1	276	362	0	638	0	38	676
Gibbsboro District 2	274	282	1	557	1	39	597
Gibbsboro Provisional	21	13	0	34	0	5	39
Gibbsboro EV Emergency	0	0	0	0	0	0	0
Gloucester City Ward 1 District 1	164	277	0	441	0	25	466
Gloucester City Ward 1 District 2	123	323	1	447	0	20	467
Gloucester City Ward 1 District 3	185	251	0	436	0	15	451
Gloucester City Ward 1	24	32	0	56	0	3	59
Gloucester City Ward 1 EV	0	0	0	0	0	0	0
Gloucester City Ward 2 District 1	125	247	1	373	0	21	394
Gloucester City Ward 2 District 2	195	350	0	545	0	21	566
Gloucester City Ward 2 District 3	242	488	0	730	0	31	761
Gloucester City Ward 2	26	27	0	53	0	6	59
Gloucester City Ward 2 EV	0	0	0	0	0	0	0
Gloucester City Ward 3 District 1	215	351	0	566	2	42	610
Gloucester City Ward 3 District 2	280	348	1	629	0	28	657
Gloucester City Ward 3	24	30	0	54	0	5	59
Gloucester City Ward 3 EV	0	0	0	0	0	0	0
Gloucester Twp District 1	264	235	1	500	0	39	539
Gloucester Twp District 2	274	281	1	556	0	47	603
Gloucester Twp District 3	276	273	0	549	0	44	593
Gloucester Twp District 4	385	386	0	771	0	60	831
Gloucester Twp District 5	369	547	2	918	0	67	985
Gloucester Twp District 6	392	496	0	888	1	50	939
Gloucester Twp District 7	454	381	5	840	0	55	895
Gloucester Twp District 8	217	540	0	757	4	50	811
Gloucester Twp District 9	435	499	0	934	0	65	999

2024 Camden County General

OFFICIAL RESULTS
Joseph Ripa, County Clerk
Camden County

November 5, 2024

	Sheriff						
	Sean Williams (R)	Chuck Billingham (D)	Write-in Totals	Total Votes Cast	Overvotes	Undervotes	Contest Total
Gloucester Twp District 10	356	303	0	659	0	44	703
Gloucester Twp District 11	379	381	0	760	0	47	807
Gloucester Twp District 12	427	460	1	888	0	51	939
Gloucester Twp District 13	347	568	0	915	0	64	979
Gloucester Twp District 14	197	537	1	735	0	56	791
Gloucester Twp District 15	463	531	0	994	0	68	1,062
Gloucester Twp District 16	424	436	0	860	1	51	912
Gloucester Twp District 17	320	711	0	1,031	4	58	1,093
Gloucester Twp District 18	334	650	1	985	1	71	1,057
Gloucester Twp District 19	425	567	1	993	1	71	1,065
Gloucester Twp District 20	403	569	1	973	0	78	1,051
Gloucester Twp District 21	297	250	1	548	0	29	577
Gloucester Twp District 22	316	314	0	630	0	36	666
Gloucester Twp District 23	219	595	3	817	0	75	892
Gloucester Twp District 24	396	514	0	910	0	63	973
Gloucester Twp District 25	451	361	0	812	0	65	877
Gloucester Twp District 26	317	346	2	665	1	44	710
Gloucester Twp District 27	369	311	1	681	0	31	712
Gloucester Twp District 28	172	353	0	525	0	51	576
Gloucester Twp District 29	420	513	0	933	0	47	980
Gloucester Twp District 30	454	539	0	993	0	92	1,085
Gloucester Twp District 31	348	552	0	900	0	73	973
Gloucester Twp District 32	367	481	1	849	0	56	905
Gloucester Twp District 33	236	560	2	798	0	70	868
Gloucester Twp District 34	270	424	0	694	0	41	735
Gloucester Twp District 35	436	689	0	1,125	0	92	1,217
Gloucester Twp District 36	223	361	0	584	0	30	614
Gloucester Twp District 37	57	224	0	281	0	23	304
Gloucester Twp District 38	215	395	0	610	0	36	646
Gloucester Twp District 39	184	273	0	457	0	20	477
Gloucester Twp District 40	313	423	0	736	0	45	781
Gloucester Twp Provisional	558	705	0	1,263	1	119	1,383

2024 Camden County General

OFFICIAL RESULTS
Joseph Ripa, County Clerk
Camden County

November 5, 2024

	Sheriff							Contest Total
	Sean Williams (R)	Chuck Billingham (D)	Write-in Totals	Total Votes Cast	Overvotes	Undervotes		
Gloucester Twp EV Emergency	0	0	0	0	0	0	0	0
Haddon Heights District 1	195	365	0	560	0	35	595	
Haddon Heights District 2	168	314	0	482	0	24	506	
Haddon Heights District 3	317	480	0	797	0	43	840	
Haddon Heights District 4	161	295	0	456	0	21	477	
Haddon Heights District 5	259	464	0	723	0	33	756	
Haddon Heights District 6	309	435	0	744	0	46	790	
Haddon Heights District 7	322	451	0	773	0	36	809	
Haddon Heights Provisional	78	103	0	181	0	13	194	
Haddon Heights EV Emergency	0	0	0	0	0	0	0	
Haddon Twp District 1	263	479	1	743	1	41	785	
Haddon Twp District 2	163	340	2	505	0	30	535	
Haddon Twp District 3	337	536	3	876	0	65	941	
Haddon Twp District 4	178	306	1	485	0	40	525	
Haddon Twp District 5	103	255	1	359	0	23	382	
Haddon Twp District 6	212	296	0	508	0	29	537	
Haddon Twp District 7	160	375	1	536	0	32	568	
Haddon Twp District 8	181	371	0	552	0	32	584	
Haddon Twp District 9	135	328	2	465	0	15	480	
Haddon Twp District 10	184	327	2	513	0	24	537	
Haddon Twp District 11	205	492	0	697	0	36	733	
Haddon Twp District 12	377	694	2	1,073	0	84	1,157	
Haddon Twp District 13	157	321	0	478	0	33	511	
Haddon Twp District 14	176	309	0	485	0	28	513	
Haddon Twp District 15	148	358	0	506	0	23	529	
Haddon Twp Provisional	102	195	0	297	0	33	330	
Haddon Twp EV Emergency	0	0	0	0	0	0	0	
Haddonfield District 1	267	499	0	766	0	73	839	
Haddonfield District 2	289	586	1	876	0	59	935	
Haddonfield District 3	220	475	0	695	0	53	748	
Haddonfield District 4	266	271	0	537	1	47	585	
Haddonfield District 5	237	260	0	497	0	40	537	

2024 Camden County General

OFFICIAL RESULTS
Joseph Ripa, County Clerk
Camden County

November 5, 2024

	Sheriff						Contest Total
	Sean Williams (R)	Chuck Billingham (D)	Write-in Totals	Total Votes Cast	Overvotes	Undervotes	
Haddonfield District 6	268	446	2	716	0	57	773
Haddonfield District 7	186	458	2	646	0	52	698
Haddonfield District 8	263	507	1	771	0	55	826
Haddonfield District 9	315	579	0	894	0	56	950
Haddonfield District 10	237	361	2	600	0	46	646
Haddonfield Provisional	99	144	1	244	0	14	258
Haddonfield EV Emergency	0	0	0	0	0	0	0
Hi-Nella District 1	140	224	0	364	1	17	382
Hi-Nella Provisional	8	7	0	15	0	2	17
Hi-Nella EV Emergency	0	0	0	0	0	0	0
Laurel Springs District 1	209	296	0	505	1	37	543
Laurel Springs District 2	265	284	0	549	1	29	579
Laurel Springs Provisional	17	18	0	35	0	5	40
Laurel Springs EV Emergency	0	0	0	0	0	0	0
Lawnside District 1	47	681	1	729	1	44	774
Lawnside District 2	61	648	0	709	0	56	765
Lawnside Provisional	9	53	0	62	0	7	69
Lawnside EV Emergency	0	0	0	0	0	0	0
Lindenwold District 1	298	476	0	774	0	44	818
Lindenwold District 2	252	506	0	758	0	45	803
Lindenwold District 3	177	387	0	564	0	38	602
Lindenwold District 4	226	657	1	884	1	46	931
Lindenwold District 5	79	351	0	430	0	33	463
Lindenwold District 6	136	555	0	691	1	26	718
Lindenwold District 7	67	271	0	338	0	16	354
Lindenwold District 8	185	549	4	738	0	30	768
Lindenwold District 9	138	346	1	485	0	27	512
Lindenwold Provisional	77	169	0	246	0	27	273
Lindenwold EV Emergency	0	0	0	0	0	0	0
Magnolia District 1	186	350	1	537	0	37	574
Magnolia District 2	189	269	0	458	0	23	481
Magnolia District 3	215	321	0	536	0	21	557

November 5, 2024

	Sheriff						
	Sean Williams (R)	Chuck Billingham (D)	Write-in Totals	Total Votes Cast	Overvotes	Undervotes	Contest Total
Magnolia District 4	218	361	0	579	0	30	609
Magnolia Provisional	38	52	0	90	0	7	97
Magnolia EV Emergency	0	0	0	0	0	0	0
Merchantville District 1	253	545	0	798	0	51	849
Merchantville District 2	164	366	2	532	0	43	575
Merchantville District 3	137	300	1	438	0	39	477
Merchantville Provisional	18	41	0	59	0	13	72
Merchantville EV Emergency	0	0	0	0	0	0	0
Mt. Ephraim District 1	232	330	1	563	0	26	589
Mt. Ephraim District 2	332	345	0	677	0	34	711
Mt. Ephraim District 3	291	316	1	608	0	38	646
Mt. Ephraim District 4	236	335	0	571	0	39	610
Mt. Ephraim Provisional	29	35	0	64	0	6	70
Mt. Ephraim EV Emergency	0	0	0	0	0	0	0
Oaklyn District 1	145	374	1	520	0	23	543
Oaklyn District 2	188	332	1	521	1	38	560
Oaklyn District 3	202	352	0	554	0	37	591
Oaklyn District 4	175	355	0	530	1	28	559
Oaklyn Provisional	22	35	1	58	0	6	64
Oaklyn EV Emergency	0	0	0	0	0	0	0
Pennsauken District 1	150	386	0	536	0	56	592
Pennsauken District 2	151	692	0	843	0	60	903
Pennsauken District 3	230	441	0	671	0	33	704
Pennsauken District 4	197	586	1	784	0	51	835
Pennsauken District 5	187	337	0	524	0	33	557
Pennsauken District 6	368	651	2	1,021	0	79	1,100
Pennsauken District 7	212	441	0	653	0	65	718
Pennsauken District 8	178	412	1	591	0	36	627
Pennsauken District 9	181	319	0	500	0	49	549
Pennsauken District 10	184	358	1	543	0	29	572
Pennsauken District 11	235	429	0	664	0	45	709
Pennsauken District 12	136	316	0	452	1	44	497

2024 Camden County General

OFFICIAL RESULTS
Joseph Ripa, County Clerk
Camden County

November 5, 2024

	Sheriff						Contest Total
	Sean Williams (R)	Chuck Billingham (D)	Write-in Totals	Total Votes Cast	Overvotes	Undervotes	
Pennsauken District 13	243	359	0	602	0	31	633
Pennsauken District 14	137	432	2	571	0	57	628
Pennsauken District 15	132	418	0	550	1	53	604
Pennsauken District 16	79	306	0	385	0	40	425
Pennsauken District 17	259	543	1	803	0	61	864
Pennsauken District 18	297	558	0	855	1	70	926
Pennsauken District 19	137	312	0	449	0	29	478
Pennsauken District 20	67	323	0	390	0	24	414
Pennsauken District 21	142	329	0	471	1	56	528
Pennsauken District 22	149	354	1	504	0	41	545
Pennsauken District 23	203	332	1	536	0	39	575
Pennsauken District 24	64	223	0	287	0	25	312
Pennsauken Provisional	204	381	0	585	5	84	674
Pennsauken EV Emergency	0	0	0	0	0	0	0
Pine Hill District 1	209	570	0	779	1	78	858
Pine Hill District 2	358	431	0	789	0	61	850
Pine Hill District 3	344	540	0	884	0	57	941
Pine Hill District 4	153	515	0	668	0	78	746
Pine Hill District 5	379	421	1	801	1	65	867
Pine Hill District 6	76	225	0	301	1	21	323
Pine Hill Provisional	59	112	0	171	1	15	187
Pine Hill EV Emergency	0	0	0	0	0	0	0
Runnemed District 1	251	256	1	508	0	27	535
Runnemed District 2	282	408	0	690	0	50	740
Runnemed District 3	245	288	0	533	0	27	560
Runnemed District 4	253	367	2	622	1	30	653
Runnemed District 5	381	449	1	831	1	42	874
Runnemed District 6	352	372	1	725	0	61	786
Runnemed Provisional	54	64	0	118	0	9	127
Runnemed EV Emergency	0	0	0	0	0	0	0
Somerdale District 1	357	580	1	938	1	87	1,026
Somerdale District 2	195	365	0	560	0	38	598

November 5, 2024

	Sheriff									
	Sean Williams (R)	Chuck Billingham (D)	Write-in Totals	Total Votes Cast	Overvotes	Undervotes	Contest Total			
Somerdale District 3	130	360	0	490	0	31	521			
Somerdale District 4	194	334	1	529	0	31	560			
Somerdale Provisional	43	46	0	89	0	10	99			
Somerdale EV Emergency	0	0	0	0	0	0	0			
Stratford District 1	189	256	1	446	0	24	470			
Stratford District 2	262	314	0	576	0	44	620			
Stratford District 3	236	324	0	560	0	49	609			
Stratford District 4	334	398	1	733	0	52	785			
Stratford District 5	116	299	0	415	0	39	454			
Stratford District 6	289	350	0	639	0	54	693			
Stratford Provisional	50	70	0	120	0	10	130			
Stratford EV Emergency	0	0	0	0	0	0	0			
Tavistock District 1	5	3	0	8	0	0	8			
Voorhees District 1	356	649	0	1,005	1	54	1,060			
Voorhees District 2	415	533	1	949	0	58	1,007			
Voorhees District 3	348	528	3	879	0	40	919			
Voorhees District 4	237	496	2	735	3	45	783			
Voorhees District 5	235	553	0	788	2	64	854			
Voorhees District 6	387	528	0	915	0	67	982			
Voorhees District 7	206	309	0	515	0	34	549			
Voorhees District 8	335	761	2	1,098	0	89	1,187			
Voorhees District 9	434	549	0	983	1	52	1,036			
Voorhees District 10	270	432	0	702	0	55	757			
Voorhees District 11	293	450	0	743	0	58	801			
Voorhees District 12	295	346	1	642	0	51	693			
Voorhees District 13	285	573	3	861	2	74	937			
Voorhees District 14	226	399	1	626	0	39	665			
Voorhees District 15	269	511	0	780	0	87	867			
Voorhees District 16	247	304	0	551	0	59	610			
Voorhees District 17	158	350	0	508	0	34	542			
Voorhees District 18	175	412	1	588	0	36	624			
Voorhees District 19	215	479	0	694	0	56	750			

2024 Camden County General

OFFICIAL RESULTS
Joseph Ripa, County Clerk
Camden County

November 5, 2024

	Sheriff							Contest Total
	VOTE FOR 1							
	Sean Williams (R)	Chuck Billingham (D)	Write-in Totals	Total Votes Cast	Overvotes	Undervotes		
Voorhees Provisional	248	354	0	602	0	76	678	
Voorhees EV Emergency	0	0	0	0	0	0	0	
Waterford District 1	546	288	0	834	1	40	875	
Waterford District 2	444	397	1	842	0	54	896	
Waterford District 3	409	229	0	638	0	36	674	
Waterford District 4	476	195	0	671	0	48	719	
Waterford District 5	411	298	0	709	0	36	745	
Waterford District 6	302	179	0	481	0	40	521	
Waterford District 7	546	307	0	853	0	63	916	
Waterford District 8	297	167	1	465	0	27	492	
Waterford Provisional	108	63	0	171	0	15	186	
Waterford EV Emergency	0	0	0	0	0	0	0	
Winslow Ward 1 District 1	519	325	0	844	1	53	898	
Winslow Ward 1 District 2	494	256	0	750	1	54	805	
Winslow Ward 1 District 3	350	205	0	555	0	36	591	
Winslow Ward 1 District 4	496	497	0	993	1	58	1,052	
Winslow Ward 1 District 5	515	394	1	910	0	63	973	
Winslow Ward 1 District 6	276	391	0	667	0	45	712	
Winslow Ward 1 Provisional	75	69	0	144	0	20	164	
Winslow Ward 1 EV Emergency	0	0	0	0	0	0	0	
Winslow Ward 2 District 1	612	1,124	1	1,737	0	103	1,840	
Winslow Ward 2 District 2	367	525	1	893	1	43	937	
Winslow Ward 2 District 3	481	662	0	1,143	0	75	1,218	
Winslow Ward 2 District 4	293	389	1	683	0	74	757	
Winslow Ward 2 District 5	133	576	1	710	0	44	754	
Winslow Ward 2 Provisional	69	129	0	198	0	19	217	
Winslow Ward 2 EV Emergency	0	0	0	0	0	0	0	
Winslow Ward 3 District 1	132	847	2	981	0	57	1,038	
Winslow Ward 3 District 2	73	608	1	682	0	44	726	
Winslow Ward 3 District 3	132	577	0	709	0	47	756	
Winslow Ward 3 District 4	143	590	0	733	0	49	782	
Winslow Ward 3 District 5	135	760	0	895	0	41	936	

2024 Camden County General

OFFICIAL RESULTS
Joseph Ripa, County Clerk
Camden County

November 5, 2024

	Sheriff						Contest Total
	VOTE FOR 1						
	Sean Williams (R)	Chuck Billingham (D)	Write-in Totals	Total Votes Cast	Overvotes	Undervotes	
Winslow Ward 3 Provisional	32	147	0	179	0	17	196
Winslow Ward 3 EV Emergency	0	0	0	0	0	0	0
Winslow Ward 4 District 1	276	312	1	589	0	42	631
Winslow Ward 4 District 2	280	771	2	1,053	2	58	1,113
Winslow Ward 4 District 3	371	916	1	1,288	0	83	1,371
Winslow Ward 4 District 4	295	620	0	915	0	57	972
Winslow Ward 4 District 5	282	804	2	1,088	1	83	1,172
Winslow Ward 4 Provisional	61	117	0	178	0	18	196
Winslow Ward 4 EV Emergency	0	0	0	0	0	0	0
Woodlyrne District 1	96	304	0	400	0	33	433
Woodlyrne District 2	82	260	0	342	0	33	375
Woodlyrne Provisional	8	21	0	29	0	4	33
Overseas	0	0	0	0	0	0	0
Totals	85,637	148,470	217	234,324	119	17,295	251,738

November 5, 2024

		County Clerk VOTE FOR 1						
	Jennifer Exler (R)	Pamela Lampitt (D)	Write-in Totals	Total Votes Cast	Overvotes	Undervotes	Contest Total	
Audubon District 1	216	357	0	573	0	39	612	
Audubon District 2	208	226	0	434	0	27	461	
Audubon District 3	264	469	1	734	0	47	781	
Audubon District 4	232	270	0	502	0	32	534	
Audubon District 5	255	377	1	633	0	50	683	
Audubon District 6	316	463	0	779	0	51	830	
Audubon District 7	232	287	0	519	0	32	551	
Audubon District 8	250	384	0	634	0	37	671	
Audubon Provisional	75	91	0	166	0	15	181	
Audubon EV Emergency	0	0	0	0	0	0	0	
Audubon Park District 1	210	256	0	466	1	74	541	
Audubon Park Provisional	13	16	0	29	0	8	37	
Audubon Park EV Emergency	0	0	0	0	0	0	0	
Barrington District 1	390	510	1	901	0	39	940	
Barrington District 2	253	456	1	710	0	35	745	
Barrington District 3	337	430	0	767	0	42	809	
Barrington District 4	341	540	0	881	0	51	932	
Barrington District 5	138	194	0	332	0	13	345	
Barrington Provisional	56	53	0	109	0	9	118	
Barrington EV Emergency	0	0	0	0	0	0	0	
Bellmawr District 1	516	440	1	957	2	57	1,016	
Bellmawr District 2	383	499	2	884	0	74	958	
Bellmawr District 3	333	385	0	718	0	63	781	
Bellmawr District 4	338	292	0	630	0	82	712	
Bellmawr District 5	260	321	0	581	0	65	646	
Bellmawr District 6	313	408	1	722	0	81	803	
Bellmawr District 7	291	331	0	622	0	50	672	
Bellmawr Provisional	76	101	1	178	0	26	204	
Bellmawr EV Emergency	0	0	0	0	0	0	0	
Berlin Boro District 1	442	464	0	906	0	61	967	
Berlin Boro District 2	534	451	1	986	2	58	1,046	
Berlin Boro District 3	492	520	0	1,012	0	72	1,084	

2024 Camden County General

OFFICIAL RESULTS
Joseph Ripa, County Clerk
Camden County

November 5, 2024

		County Clerk VOTE FOR 1						
	Jennifer Exler (R)	Pamela Lampitt (D)	Write-in Totals	Total Votes Cast	Overvotes	Undervotes	Contest Total	
Berlin Boro District 4	483	397	0	880	0	72	952	
Berlin Boro District 5	247	218	0	465	0	23	488	
Berlin Boro Provisional	73	56	0	129	0	17	146	
Berlin Boro EV Emergency	0	0	0	0	0	0	0	
Berlin Twp District 1	538	640	0	1,178	0	60	1,238	
Berlin Twp District 2	185	248	2	435	0	32	467	
Berlin Twp District 3	204	178	1	383	0	17	400	
Berlin Twp District 4	410	400	0	810	0	60	870	
Berlin Twp Provisional	47	50	0	97	0	5	102	
Berlin Twp EV Emergency	0	0	0	0	0	0	0	
Brooklawn District 1	335	461	0	796	0	78	874	
Brooklawn Provisional	8	16	0	24	0	1	25	
Brooklawn EV Emergency	0	0	0	0	0	0	0	
Camden Ward 1 District 1	18	157	0	175	0	20	195	
Camden Ward 1 District 2	46	322	2	370	0	31	401	
Camden Ward 1 District 3	39	360	1	400	1	42	443	
Camden Ward 1 District 4	39	231	0	270	1	42	313	
Camden Ward 1 District 5	59	304	0	363	0	32	395	
Camden Ward 1 District 6	68	395	0	463	1	38	502	
Camden Ward 1 District 7	35	189	0	224	0	20	244	
Camden Ward 1 District 8	30	360	0	390	0	25	415	
Camden Ward 1 District 9	59	358	0	417	1	35	453	
Camden Ward 1 District 10	70	364	1	435	0	40	475	
Camden Ward 1 Provisional	60	252	0	312	1	41	354	
Camden Ward 1 EV Emergency	0	0	0	0	0	0	0	
Camden Ward 2 District 1	30	233	0	263	0	17	280	
Camden Ward 2 District 2	22	308	1	331	0	29	360	
Camden Ward 2 District 3	21	391	1	413	0	46	459	
Camden Ward 2 District 4	27	214	0	241	0	20	261	
Camden Ward 2 District 5	17	215	0	232	0	25	257	
Camden Ward 2 District 6	43	470	0	513	2	36	551	
Camden Ward 2 District 7	36	300	0	336	0	58	394	

2024 Camden County General

OFFICIAL RESULTS
Joseph Ripa, County Clerk
Camden County

November 5, 2024

		County Clerk VOTE FOR 1						
	Jennifer Exler (R)	Pamela Lampitt (D)	Write-in Totals	Total Votes Cast	Overvotes	Undervotes	Contest Total	
Camden Ward 2 District 8	41	441	1	483	0	64	547	
Camden Ward 2 District 9	50	488	2	540	1	55	596	
Camden Ward 2 District 10	19	245	0	264	0	20	284	
Camden Ward 2 District 11	30	197	0	227	0	32	259	
Camden Ward 2 Provisional	46	282	0	328	0	72	400	
Camden Ward 2 EV Emergency	0	0	0	0	0	0	0	
Camden Ward 3 District 1	75	229	0	304	1	14	319	
Camden Ward 3 District 2	100	323	0	423	2	40	465	
Camden Ward 3 District 3	63	253	0	316	2	57	375	
Camden Ward 3 District 4	41	327	0	368	1	34	403	
Camden Ward 3 District 5	34	213	0	247	1	26	274	
Camden Ward 3 District 6	75	331	0	406	1	49	456	
Camden Ward 3 District 7	87	266	1	354	1	42	397	
Camden Ward 3 District 8	142	342	0	484	0	48	532	
Camden Ward 3 District 9	124	447	0	571	0	64	635	
Camden Ward 3 Provisional	88	228	0	316	0	40	356	
Camden Ward 3 EV Emergency	0	0	0	0	0	0	0	
Camden Ward 4 District 1	62	277	0	339	0	25	364	
Camden Ward 4 District 2	63	236	1	300	1	33	334	
Camden Ward 4 District 3	33	189	0	222	2	25	249	
Camden Ward 4 District 4	55	268	0	323	1	69	393	
Camden Ward 4 District 5	47	217	0	264	0	36	300	
Camden Ward 4 District 6	100	322	0	422	2	44	468	
Camden Ward 4 District 7	67	270	0	337	0	91	428	
Camden Ward 4 District 8	103	327	1	431	1	45	477	
Camden Ward 4 District 9	110	334	0	444	0	58	502	
Camden Ward 4 District 10	40	354	2	396	1	21	418	
Camden Ward 4 Provisional	66	256	0	322	0	74	396	
Camden Ward 4 EV Emergency	0	0	0	0	0	0	0	
Cherry Hill District 1	304	511	2	817	0	52	869	
Cherry Hill District 2	307	474	0	781	0	62	843	
Cherry Hill District 3	313	424	0	737	0	59	796	

November 5, 2024

		County Clerk					
		VOTE FOR 1					
	Jennifer Exler (R)	Pamela Lampitt (D)	Write-in Totals	Total Votes Cast	Overvotes	Undervotes	Contest Total
Cherry Hill District 4	322	487	0	809	0	46	855
Cherry Hill District 5	299	533	1	833	0	81	914
Cherry Hill District 6	226	366	1	593	2	45	640
Cherry Hill District 7	272	460	1	733	0	58	791
Cherry Hill District 8	226	385	1	612	0	42	654
Cherry Hill District 9	505	831	1	1,337	1	121	1,459
Cherry Hill District 10	259	332	1	592	0	41	633
Cherry Hill District 11	368	501	0	869	0	63	932
Cherry Hill District 12	297	528	1	826	2	64	892
Cherry Hill District 13	313	425	2	740	0	43	783
Cherry Hill District 14	239	409	1	649	0	44	693
Cherry Hill District 15	306	522	0	828	2	56	886
Cherry Hill District 16	175	434	0	609	0	43	652
Cherry Hill District 17	283	542	1	826	0	83	909
Cherry Hill District 18	219	423	0	642	1	53	696
Cherry Hill District 19	220	449	0	669	0	53	722
Cherry Hill District 20	573	946	0	1,519	0	99	1,618
Cherry Hill District 21	302	501	2	805	0	85	890
Cherry Hill District 22	323	506	0	829	0	56	885
Cherry Hill District 23	352	532	3	887	1	68	956
Cherry Hill District 24	287	490	1	778	1	70	849
Cherry Hill District 25	274	401	1	676	0	58	734
Cherry Hill District 26	359	759	1	1,119	0	81	1,200
Cherry Hill District 27	242	524	1	767	0	77	844
Cherry Hill District 28	268	612	1	881	0	54	935
Cherry Hill District 29	309	634	0	943	0	60	1,003
Cherry Hill District 30	128	367	0	495	0	25	520
Cherry Hill District 31	292	673	0	965	0	95	1,060
Cherry Hill District 32	111	289	0	400	0	44	444
Cherry Hill District 33	346	610	0	956	0	69	1,025
Cherry Hill District 34	280	501	0	781	0	57	838
Cherry Hill District 35	352	514	2	868	0	57	925

November 5, 2024

	County Clerk							Contest Total
	Jennifer Exler (R)	Pamela Lampitt (D)	Write-in Totals	Total Votes Cast	Overvotes	Undervotes		
Cherry Hill District 36	316	549	0	865	0	73	938	
Cherry Hill District 37	234	510	0	744	0	59	803	
Cherry Hill District 38	163	479	0	642	0	33	675	
Cherry Hill District 39	229	566	2	797	1	71	869	
Cherry Hill District 40	158	421	0	579	1	41	621	
Cherry Hill District 41	224	418	1	643	0	38	681	
Cherry Hill District 42	182	338	0	520	0	28	548	
Cherry Hill District 43	228	430	0	658	0	45	703	
Cherry Hill District 44	284	567	1	852	0	99	951	
Cherry Hill District 45	360	840	0	1,200	0	84	1,284	
Cherry Hill District 46	229	477	0	706	0	58	764	
Cherry Hill District 47	221	580	0	801	1	67	869	
Cherry Hill District 48	115	309	0	424	0	30	454	
Cherry Hill Provisional	515	830	3	1,348	2	181	1,531	
Cherry Hill EV Emergency	0	0	0	0	0	0	0	
Chesilhurst District 1	244	431	1	676	0	42	718	
Chesilhurst Provisional	7	15	0	22	0	7	29	
Chesilhurst EV Emergency	0	0	0	0	0	0	0	
Clementon District 1	230	416	0	646	2	38	686	
Clementon District 2	246	332	0	578	1	33	612	
Clementon District 3	290	526	1	817	0	56	873	
Clementon Provisional	27	60	0	87	1	9	97	
Clementon EV Emergency	0	0	0	0	0	0	0	
Collingswood District 1	108	443	0	551	0	40	591	
Collingswood District 2	138	608	2	748	0	54	802	
Collingswood District 3	107	314	1	422	0	28	450	
Collingswood District 4	151	532	2	685	0	47	732	
Collingswood District 5	81	273	0	354	0	20	374	
Collingswood District 6	140	417	1	558	0	32	590	
Collingswood District 7	166	581	2	749	0	46	795	
Collingswood District 8	128	482	3	613	0	30	643	
Collingswood District 9	217	704	1	922	0	43	965	

2024 Camden County General

OFFICIAL RESULTS
Joseph Ripa, County Clerk
Camden County

November 5, 2024

		County Clerk						
		VOTE FOR 1						
	Jennifer Exler (R)	Pamela Lampitt (D)	Write-in Totals	Total Votes Cast	Overvotes	Undervotes	Contest Total	
Collingswood District 10	146	420	1	567	1	48	616	
Collingswood District 11	148	533	0	681	0	51	732	
Collingswood District 12	90	357	0	447	0	31	478	
Collingswood Provisional	59	160	0	219	0	17	236	
Collingswood EV Emergency	0	0	0	0	0	0	0	
Gibbsboro District 1	260	382	0	642	0	34	676	
Gibbsboro District 2	262	302	0	564	0	33	597	
Gibbsboro Provisional	20	14	0	34	0	5	39	
Gibbsboro EV Emergency	0	0	0	0	0	0	0	
Gloucester City Ward 1 District 1	176	259	0	435	0	31	466	
Gloucester City Ward 1 District 2	169	268	1	438	0	29	467	
Gloucester City Ward 1 District 3	225	202	1	428	0	23	451	
Gloucester City Ward 1	22	32	0	54	0	5	59	
Gloucester City Ward 1 EV	0	0	0	0	0	0	0	
Gloucester City Ward 2 District 1	140	225	1	366	0	28	394	
Gloucester City Ward 2 District 2	238	290	0	528	0	38	566	
Gloucester City Ward 2 District 3	322	387	0	709	0	52	761	
Gloucester City Ward 2	28	24	0	52	0	7	59	
Gloucester City Ward 2 EV	0	0	0	0	0	0	0	
Gloucester City Ward 3 District 1	239	329	0	568	0	42	610	
Gloucester City Ward 3 District 2	332	279	0	611	0	46	657	
Gloucester City Ward 3	28	27	0	55	0	4	59	
Gloucester City Ward 3 EV	0	0	0	0	0	0	0	
Gloucester Twp District 1	274	225	2	501	0	38	539	
Gloucester Twp District 2	267	284	0	551	0	52	603	
Gloucester Twp District 3	278	273	1	552	0	41	593	
Gloucester Twp District 4	397	376	0	773	0	58	831	
Gloucester Twp District 5	366	549	2	917	1	67	985	
Gloucester Twp District 6	398	483	0	881	1	57	939	
Gloucester Twp District 7	459	380	1	840	0	55	895	
Gloucester Twp District 8	216	543	0	759	3	49	811	
Gloucester Twp District 9	439	491	0	930	0	69	999	

2024 Camden County General

OFFICIAL RESULTS
Joseph Ripa, County Clerk
Camden County

November 5, 2024

		County Clerk						
		VOTE FOR 1						
	Jennifer Exler (R)	Pamela Lampitt (D)	Write-in Totals	Total Votes Cast	Overvotes	Undervotes	Contest Total	
Gloucester Twp District 10	353	300	0	653	0	50	703	
Gloucester Twp District 11	381	376	0	757	0	50	807	
Gloucester Twp District 12	431	451	1	883	0	56	939	
Gloucester Twp District 13	347	567	0	914	0	65	979	
Gloucester Twp District 14	201	534	1	736	1	54	791	
Gloucester Twp District 15	462	528	0	990	0	72	1,062	
Gloucester Twp District 16	426	435	0	861	0	51	912	
Gloucester Twp District 17	308	726	0	1,034	3	56	1,093	
Gloucester Twp District 18	325	659	0	984	0	73	1,057	
Gloucester Twp District 19	436	563	1	1,000	0	65	1,065	
Gloucester Twp District 20	392	574	1	967	0	84	1,051	
Gloucester Twp District 21	299	240	2	541	0	36	577	
Gloucester Twp District 22	311	309	0	620	0	46	666	
Gloucester Twp District 23	207	610	1	818	1	73	892	
Gloucester Twp District 24	396	512	0	908	0	65	973	
Gloucester Twp District 25	454	353	0	807	0	70	877	
Gloucester Twp District 26	323	340	0	663	0	47	710	
Gloucester Twp District 27	362	323	1	686	0	26	712	
Gloucester Twp District 28	165	357	0	522	0	54	576	
Gloucester Twp District 29	421	510	0	931	0	49	980	
Gloucester Twp District 30	458	534	0	992	0	93	1,085	
Gloucester Twp District 31	344	547	0	891	0	82	973	
Gloucester Twp District 32	364	482	1	847	0	58	905	
Gloucester Twp District 33	240	555	1	796	0	72	868	
Gloucester Twp District 34	269	420	0	689	0	46	735	
Gloucester Twp District 35	430	691	0	1,121	0	96	1,217	
Gloucester Twp District 36	221	358	0	579	0	35	614	
Gloucester Twp District 37	54	228	0	282	0	22	304	
Gloucester Twp District 38	209	405	0	614	0	32	646	
Gloucester Twp District 39	182	273	0	455	0	22	477	
Gloucester Twp District 40	309	420	0	729	0	52	781	
Gloucester Twp Provisional	539	713	0	1,252	1	130	1,383	

2024 Camden County General

OFFICIAL RESULTS
Joseph Ripa, County Clerk
Camden County

November 5, 2024

		County Clerk VOTE FOR 1								
	Jennifer Exler (R)	Pamela Lampitt (D)	Write-in Totals	Total Votes Cast	Overvotes	Undervotes	Contest Total			
Gloucester Twp EV Emergency	0	0	0	0	0	0	0			
Haddon Heights District 1	194	368	0	562	0	33	595			
Haddon Heights District 2	166	313	0	479	0	27	506			
Haddon Heights District 3	316	484	0	800	0	40	840			
Haddon Heights District 4	163	292	0	455	0	22	477			
Haddon Heights District 5	248	474	2	724	0	32	756			
Haddon Heights District 6	315	427	0	742	0	48	790			
Haddon Heights District 7	322	442	0	764	0	45	809			
Haddon Heights Provisional	72	113	0	185	0	9	194			
Haddon Heights EV Emergency	0	0	0	0	0	0	0			
Haddon Twp District 1	249	490	1	740	1	44	785			
Haddon Twp District 2	164	344	1	509	0	26	535			
Haddon Twp District 3	323	549	1	873	0	68	941			
Haddon Twp District 4	180	303	1	484	0	41	525			
Haddon Twp District 5	100	254	1	355	0	27	382			
Haddon Twp District 6	212	294	0	506	0	31	537			
Haddon Twp District 7	147	390	1	538	0	30	568			
Haddon Twp District 8	178	374	0	552	0	32	584			
Haddon Twp District 9	131	326	1	458	0	22	480			
Haddon Twp District 10	180	331	1	512	0	25	537			
Haddon Twp District 11	197	499	0	696	0	37	733			
Haddon Twp District 12	377	699	3	1,079	0	78	1,157			
Haddon Twp District 13	148	333	0	481	0	30	511			
Haddon Twp District 14	171	317	0	488	0	25	513			
Haddon Twp District 15	144	363	0	507	0	22	529			
Haddon Twp Provisional	94	201	0	295	0	35	330			
Haddon Twp EV Emergency	0	0	0	0	0	0	0			
Haddonfield District 1	267	506	0	773	0	66	839			
Haddonfield District 2	279	604	0	883	0	52	935			
Haddonfield District 3	221	479	0	700	0	48	748			
Haddonfield District 4	256	284	0	540	0	45	585			
Haddonfield District 5	230	271	0	501	0	36	537			

November 5, 2024

		County Clerk VOTE FOR 1						
	Jennifer Exler (R)	Pamela Lampitt (D)	Write-in Totals	Total Votes Cast	Overvotes	Undervotes	Contest Total	
Haddonfield District 6	250	466	0	716	0	57	773	
Haddonfield District 7	178	473	1	652	0	46	698	
Haddonfield District 8	255	526	1	782	0	44	826	
Haddonfield District 9	312	588	1	901	0	49	950	
Haddonfield District 10	221	383	1	605	0	41	646	
Haddonfield Provisional	100	140	1	241	0	17	258	
Haddonfield EV Emergency	0	0	0	0	0	0	0	
Hi-Nella District 1	136	229	0	365	0	17	382	
Hi-Nella Provisional	7	8	0	15	0	2	17	
Hi-Nella EV Emergency	0	0	0	0	0	0	0	
Laurel Springs District 1	199	308	0	507	0	36	543	
Laurel Springs District 2	255	293	0	548	0	31	579	
Laurel Springs Provisional	14	21	0	35	0	5	40	
Laurel Springs EV Emergency	0	0	0	0	0	0	0	
Lawnside District 1	35	693	1	729	1	44	774	
Lawnside District 2	58	658	0	716	0	49	765	
Lawnside Provisional	7	56	0	63	0	6	69	
Lawnside EV Emergency	0	0	0	0	0	0	0	
Lindenwold District 1	285	481	0	766	1	51	818	
Lindenwold District 2	232	525	0	757	0	46	803	
Lindenwold District 3	173	392	0	565	0	37	602	
Lindenwold District 4	223	665	0	888	1	42	931	
Lindenwold District 5	72	361	0	433	0	30	463	
Lindenwold District 6	132	563	0	695	0	23	718	
Lindenwold District 7	62	275	0	337	0	17	354	
Lindenwold District 8	180	558	2	740	0	28	768	
Lindenwold District 9	137	342	1	480	0	32	512	
Lindenwold Provisional	76	167	0	243	0	30	273	
Lindenwold EV Emergency	0	0	0	0	0	0	0	
Magnolia District 1	185	353	1	539	0	35	574	
Magnolia District 2	186	274	0	460	0	21	481	
Magnolia District 3	207	321	0	528	0	29	557	

November 5, 2024

		County Clerk VOTE FOR 1						
	Jennifer Exler (R)	Pamela Lampitt (D)	Write-in Totals	Total Votes Cast	Overvotes	Undervotes	Contest Total	
Magnolia District 4	221	354	0	575	0	34	609	
Magnolia Provisional	36	53	0	89	0	8	97	
Magnolia EV Emergency	0	0	0	0	0	0	0	
Merchantville District 1	246	557	0	803	0	46	849	
Merchantville District 2	169	358	8	535	0	40	575	
Merchantville District 3	129	313	1	443	0	34	477	
Merchantville Provisional	18	42	0	60	0	12	72	
Merchantville EV Emergency	0	0	0	0	0	0	0	
Mt. Ephraim District 1	247	314	0	561	0	28	589	
Mt. Ephraim District 2	342	330	0	672	0	39	711	
Mt. Ephraim District 3	299	304	1	604	0	42	646	
Mt. Ephraim District 4	250	317	0	567	0	43	610	
Mt. Ephraim Provisional	27	37	0	64	0	6	70	
Mt. Ephraim EV Emergency	0	0	0	0	0	0	0	
Oaklyn District 1	142	371	2	515	0	28	543	
Oaklyn District 2	184	333	0	517	0	43	560	
Oaklyn District 3	202	344	0	546	0	45	591	
Oaklyn District 4	175	356	0	531	0	28	559	
Oaklyn Provisional	22	36	0	58	0	6	64	
Oaklyn EV Emergency	0	0	0	0	0	0	0	
Pennsauken District 1	137	399	0	536	1	55	592	
Pennsauken District 2	147	700	0	847	0	56	903	
Pennsauken District 3	236	435	0	671	0	33	704	
Pennsauken District 4	192	587	1	780	1	54	835	
Pennsauken District 5	174	349	1	524	0	33	557	
Pennsauken District 6	359	654	1	1,014	0	86	1,100	
Pennsauken District 7	203	448	0	651	0	67	718	
Pennsauken District 8	171	418	1	590	0	37	627	
Pennsauken District 9	170	326	0	496	0	53	549	
Pennsauken District 10	170	374	0	544	0	28	572	
Pennsauken District 11	230	428	0	658	0	51	709	
Pennsauken District 12	128	322	0	450	1	46	497	

November 5, 2024

		County Clerk VOTE FOR 1									
	Jennifer Exler (R)	Pamela Lampitt (D)	Write-in Totals	Total Votes Cast	Overvotes	Undervotes	Contest Total				
Pennsauken District 13	245	357	0	602	0	31	633				
Pennsauken District 14	124	440	2	566	0	62	628				
Pennsauken District 15	123	423	0	546	1	57	604				
Pennsauken District 16	71	313	0	384	0	41	425				
Pennsauken District 17	258	548	1	807	0	57	864				
Pennsauken District 18	293	558	0	851	1	74	926				
Pennsauken District 19	118	320	1	439	0	39	478				
Pennsauken District 20	59	330	0	389	0	25	414				
Pennsauken District 21	139	332	0	471	0	57	528				
Pennsauken District 22	143	363	1	507	0	38	545				
Pennsauken District 23	194	338	0	532	0	43	575				
Pennsauken District 24	60	223	0	283	0	29	312				
Pennsauken Provisional	200	385	0	585	3	86	674				
Pennsauken EV Emergency	0	0	0	0	0	0	0				
Pine Hill District 1	209	570	0	779	1	78	858				
Pine Hill District 2	354	431	1	786	0	64	850				
Pine Hill District 3	352	532	0	884	1	56	941				
Pine Hill District 4	146	526	0	672	0	74	746				
Pine Hill District 5	370	428	0	798	1	68	867				
Pine Hill District 6	75	226	0	301	1	21	323				
Pine Hill Provisional	59	113	0	172	1	14	187				
Pine Hill EV Emergency	0	0	0	0	0	0	0				
Runnemed District 1	243	258	1	502	0	33	535				
Runnemed District 2	290	400	0	690	0	50	740				
Runnemed District 3	234	295	0	529	0	31	560				
Runnemed District 4	263	341	2	606	1	46	653				
Runnemed District 5	387	441	1	829	0	45	874				
Runnemed District 6	365	353	1	719	0	67	786				
Runnemed Provisional	55	62	0	117	0	10	127				
Runnemed EV Emergency	0	0	0	0	0	0	0				
Somerdale District 1	345	588	2	935	2	89	1,026				
Somerdale District 2	193	363	0	556	0	42	598				

November 5, 2024

		County Clerk						
		VOTE FOR 1						
	Jennifer Exler (R)	Pamela Lampitt (D)	Write-in Totals	Total Votes Cast	Overvotes	Undervotes	Contest Total	
Somerdale District 3	126	361	0	487	0	34	521	
Somerdale District 4	191	339	1	531	0	29	560	
Somerdale Provisional	43	44	0	87	0	12	99	
Somerdale EV Emergency	0	0	0	0	0	0	0	
Stratford District 1	190	255	0	445	0	25	470	
Stratford District 2	250	324	0	574	0	46	620	
Stratford District 3	220	341	0	561	0	48	609	
Stratford District 4	332	402	0	734	0	51	785	
Stratford District 5	113	306	0	419	0	35	454	
Stratford District 6	289	349	0	638	0	55	693	
Stratford Provisional	54	66	0	120	0	10	130	
Stratford EV Emergency	0	0	0	0	0	0	0	
Tavistock District 1	6	2	0	8	0	0	8	
Voorhees District 1	353	652	0	1,005	2	53	1,060	
Voorhees District 2	402	547	2	951	0	56	1,007	
Voorhees District 3	339	532	2	873	0	46	919	
Voorhees District 4	226	502	1	729	2	52	783	
Voorhees District 5	230	571	0	801	2	51	854	
Voorhees District 6	380	535	0	915	0	67	982	
Voorhees District 7	187	329	0	516	0	33	549	
Voorhees District 8	322	772	0	1,094	0	93	1,187	
Voorhees District 9	415	566	0	981	1	54	1,036	
Voorhees District 10	256	453	0	709	0	48	757	
Voorhees District 11	274	472	0	746	0	55	801	
Voorhees District 12	280	361	1	642	1	50	693	
Voorhees District 13	265	598	1	864	2	71	937	
Voorhees District 14	223	400	1	624	0	41	665	
Voorhees District 15	257	527	0	784	0	83	867	
Voorhees District 16	239	317	1	557	0	53	610	
Voorhees District 17	145	365	0	510	0	32	542	
Voorhees District 18	169	415	1	585	0	39	624	
Voorhees District 19	195	501	0	696	0	54	750	

November 5, 2024

		County Clerk VOTE FOR 1						
	Jennifer Exler (R)	Pamela Lampitt (D)	Write-in Totals	Total Votes Cast	Overvotes	Undervotes	Contest Total	
Voorhees Provisional	228	375	0	603	0	75	678	
Voorhees EV Emergency	0	0	0	0	0	0	0	
Waterford District 1	535	299	0	834	0	41	875	
Waterford District 2	430	413	0	843	0	53	896	
Waterford District 3	407	225	0	632	0	42	674	
Waterford District 4	473	197	0	670	0	49	719	
Waterford District 5	402	304	0	706	0	39	745	
Waterford District 6	300	180	1	481	0	40	521	
Waterford District 7	537	315	0	852	0	64	916	
Waterford District 8	296	170	0	466	0	26	492	
Waterford Provisional	104	62	0	166	0	20	186	
Waterford EV Emergency	0	0	0	0	0	0	0	
Winslow Ward 1 District 1	513	330	0	843	1	54	898	
Winslow Ward 1 District 2	480	261	0	741	1	63	805	
Winslow Ward 1 District 3	350	202	0	552	0	39	591	
Winslow Ward 1 District 4	497	498	0	995	0	57	1,052	
Winslow Ward 1 District 5	509	400	0	909	0	64	973	
Winslow Ward 1 District 6	270	393	0	663	0	49	712	
Winslow Ward 1 Provisional	77	67	0	144	0	20	164	
Winslow Ward 1 EV Emergency	0	0	0	0	0	0	0	
Winslow Ward 2 District 1	597	1,138	0	1,735	0	105	1,840	
Winslow Ward 2 District 2	363	530	1	894	0	43	937	
Winslow Ward 2 District 3	471	668	0	1,139	0	79	1,218	
Winslow Ward 2 District 4	291	388	1	680	0	77	757	
Winslow Ward 2 District 5	136	573	1	710	0	44	754	
Winslow Ward 2 Provisional	67	131	0	198	0	19	217	
Winslow Ward 2 EV Emergency	0	0	0	0	0	0	0	
Winslow Ward 3 District 1	122	862	2	986	0	52	1,038	
Winslow Ward 3 District 2	63	619	0	682	0	44	726	
Winslow Ward 3 District 3	122	583	0	705	0	51	756	
Winslow Ward 3 District 4	140	596	0	736	1	45	782	
Winslow Ward 3 District 5	131	764	1	896	0	40	936	

2024 Camden County General

OFFICIAL RESULTS
Joseph Ripa, County Clerk
Camden County

November 5, 2024

	County Clerk						Contest Total
	Jennifer Exler (R)	Pamela Lampitt (D)	Write-in Totals	Total Votes Cast	Overvotes	Undervotes	
Winslow Ward 3 Provisional	31	144	0	175	0	21	196
Winslow Ward 3 EV Emergency	0	0	0	0	0	0	0
Winslow Ward 4 District 1	289	299	0	588	0	43	631
Winslow Ward 4 District 2	268	796	1	1,065	2	46	1,113
Winslow Ward 4 District 3	365	928	1	1,294	0	77	1,371
Winslow Ward 4 District 4	292	623	0	915	0	57	972
Winslow Ward 4 District 5	273	811	1	1,085	1	86	1,172
Winslow Ward 4 Provisional	58	122	0	180	0	16	196
Winslow Ward 4 EV Emergency	0	0	0	0	0	0	0
Woodlyne District 1	93	307	0	400	0	33	433
Woodlyne District 2	77	264	0	341	0	34	375
Woodlyne Provisional	7	20	0	27	0	6	33
Overseas	0	0	0	0	0	0	0
Totals	84,229	149,690	166	234,085	97	17,556	251,738

November 5, 2024

Members of the Board of County Commissioners

VOTE FOR 3

	Danielle Barry (R)	Norman C. Rebel, Jr. (R)	Donald J. Smith (R)	Jeffrey L. Nash (D)	Melinda Kane (D)	Al Dyer (D)	Write-in Totals	Total Votes Cast	Overvotes	Undervotes	Contest Total
Audubon District 1	214	191	197	352	372	358	0	1,684	0	152	1,836
Audubon District 2	209	195	201	218	224	214	0	1,261	0	122	1,383
Audubon District 3	259	251	255	471	474	461	1	2,172	0	171	2,343
Audubon District 4	232	219	215	278	275	278	1	1,498	0	104	1,602
Audubon District 5	258	246	242	379	378	367	3	1,873	3	173	2,049
Audubon District 6	323	300	312	467	465	452	0	2,319	0	171	2,490
Audubon District 7	226	216	219	298	293	293	0	1,545	0	108	1,653
Audubon District 8	251	232	243	384	396	384	0	1,890	0	123	2,013
Audubon Provisional	70	64	65	92	92	88	0	471	0	72	543
Audubon EV Emergency	0	0	0	0	0	0	0	0	0	0	0
Audubon Park District 1	199	189	193	265	269	251	0	1,366	3	254	1,623
Audubon Park Provisional	15	14	16	14	14	14	0	87	0	24	111
Audubon Park EV Emergency	0	0	0	0	0	0	0	0	0	0	0
Barrington District 1	381	373	372	515	515	508	3	2,667	0	154	2,821
Barrington District 2	263	241	254	437	447	427	3	2,072	0	163	2,235
Barrington District 3	339	315	309	443	440	430	2	2,278	3	146	2,427
Barrington District 4	363	316	313	528	542	522	0	2,584	0	212	2,796
Barrington District 5	143	139	140	187	188	184	3	984	0	51	1,035
Barrington Provisional	55	51	53	56	56	52	0	323	3	28	354
Barrington EV Emergency	0	0	0	0	0	0	0	0	0	0	0
Bellmawr District 1	517	487	492	443	454	422	2	2,817	12	219	3,048
Bellmawr District 2	373	347	361	519	527	498	3	2,628	0	246	2,874
Bellmawr District 3	334	304	314	387	391	376	0	2,106	3	234	2,343
Bellmawr District 4	333	317	317	304	285	277	0	1,833	0	303	2,136
Bellmawr District 5	265	248	257	310	317	309	0	1,706	0	232	1,938
Bellmawr District 6	302	276	282	412	422	404	2	2,100	3	306	2,409
Bellmawr District 7	287	271	282	334	338	321	0	1,833	0	183	2,016
Bellmawr Provisional	72	70	66	108	109	101	1	527	0	85	612
Bellmawr EV Emergency	0	0	0	0	0	0	0	0	0	0	0
Berlin Boro District 1	448	432	429	451	459	436	1	2,656	0	245	2,901
Berlin Boro District 2	533	501	516	453	455	423	1	2,882	6	250	3,138
Berlin Boro District 3	497	462	471	499	519	488	0	2,936	6	310	3,252

November 5, 2024

Members of the Board of County Commissioners

VOTE FOR 3

	Danielle Barry (R)	Norman C. Rebel, Jr. (R)	Donald J. Smith (R)	Jeffrey L. Nash (D)	Melinda Kane (D)	Al Dyer (D)	Write-in Totals	Total Votes Cast	Overvotes	Undervotes	Contest Total
Berlin Boro District 4	494	457	467	394	396	365	2	2,575	0	281	2,856
Berlin Boro District 5	250	237	235	211	206	197	0	1,336	6	122	1,464
Berlin Boro Provisional	68	60	63	63	62	61	0	377	0	61	438
Berlin Boro EV Emergency	0	0	0	0	0	0	0	0	0	0	0
Berlin Twp District 1	527	501	509	635	631	599	0	3,402	3	309	3,714
Berlin Twp District 2	186	174	180	248	250	243	0	1,281	0	120	1,401
Berlin Twp District 3	196	194	196	178	177	173	3	1,117	3	80	1,200
Berlin Twp District 4	417	390	397	389	395	368	0	2,356	0	254	2,610
Berlin Twp Provisional	48	46	42	49	50	47	0	282	0	24	306
Berlin Twp EV Emergency	0	0	0	0	0	0	0	0	0	0	0
Brooklawn District 1	321	312	309	456	456	430	1	2,285	6	331	2,622
Brooklawn Provisional	9	8	10	13	16	12	0	68	0	7	75
Brooklawn EV Emergency	0	0	0	0	0	0	0	0	0	0	0
Camden Ward 1 District 1	21	19	18	154	149	150	0	511	0	74	585
Camden Ward 1 District 2	50	47	47	307	315	311	4	1,081	0	122	1,203
Camden Ward 1 District 3	45	39	40	347	350	343	2	1,166	3	160	1,329
Camden Ward 1 District 4	41	38	34	218	223	214	0	768	3	168	939
Camden Ward 1 District 5	58	58	56	294	291	286	2	1,045	0	140	1,185
Camden Ward 1 District 6	63	60	58	386	393	377	0	1,337	0	169	1,506
Camden Ward 1 District 7	34	27	28	185	191	181	0	646	0	86	732
Camden Ward 1 District 8	31	28	29	349	352	346	0	1,135	0	110	1,245
Camden Ward 1 District 9	55	48	55	349	360	347	0	1,214	3	142	1,359
Camden Ward 1 District 10	66	61	59	359	362	342	4	1,253	0	172	1,425
Camden Ward 1 Provisional	61	55	56	231	247	235	0	885	6	173	1,064
Camden Ward 1 EV Emergency	0	0	0	0	0	0	0	0	0	0	0
Camden Ward 2 District 1	27	24	25	222	220	215	2	735	0	105	840
Camden Ward 2 District 2	26	21	21	297	301	303	3	972	3	105	1,080
Camden Ward 2 District 3	24	18	16	377	370	377	3	1,185	0	192	1,377
Camden Ward 2 District 4	26	22	21	202	201	196	0	668	0	115	783
Camden Ward 2 District 5	18	15	17	207	214	207	3	681	0	90	771
Camden Ward 2 District 6	49	41	38	460	462	454	0	1,504	6	143	1,653
Camden Ward 2 District 7	32	29	33	293	298	291	0	976	0	206	1,182

November 5, 2024

Members of the Board of County Commissioners		VOTE FOR 3									
	Danielle Barry (R)	Norman C. Rebel, Jr. (R)	Donald J. Smith (R)	Jeffrey L. Nash (D)	Melinda Kane (D)	Al Dyer (D)	Write-in Totals	Total Votes Cast	Overvotes	Undervotes	Contest Total
Camden Ward 2 District 8	45	43	44	423	424	414	4	1,397	0	244	1,641
Camden Ward 2 District 9	56	50	48	469	471	457	5	1,556	0	232	1,788
Camden Ward 2 District 10	24	17	18	226	235	221	0	741	3	108	852
Camden Ward 2 District 11	29	26	24	196	191	185	0	651	0	126	777
Camden Ward 2 Provisional	51	41	43	262	274	255	0	926	3	271	1,200
Camden Ward 2 EV Emergency	0	0	0	0	0	0	0	0	0	0	0
Camden Ward 3 District 1	71	68	70	221	226	211	0	867	3	87	957
Camden Ward 3 District 2	98	91	95	322	325	319	0	1,250	6	139	1,395
Camden Ward 3 District 3	56	54	57	237	245	233	0	882	3	240	1,125
Camden Ward 3 District 4	44	40	40	319	319	310	0	1,072	3	134	1,209
Camden Ward 3 District 5	35	31	36	206	212	200	0	720	3	99	822
Camden Ward 3 District 6	73	72	64	324	329	323	3	1,188	3	177	1,368
Camden Ward 3 District 7	94	83	84	245	253	242	3	1,004	3	184	1,191
Camden Ward 3 District 8	133	132	132	327	335	324	0	1,383	0	213	1,596
Camden Ward 3 District 9	119	116	116	431	427	416	0	1,625	0	280	1,905
Camden Ward 3 Provisional	85	77	79	225	221	215	0	902	0	166	1,068
Camden Ward 3 EV Emergency	0	0	0	0	0	0	0	0	0	0	0
Camden Ward 4 District 1	58	48	54	272	272	258	0	962	0	130	1,092
Camden Ward 4 District 2	55	52	48	229	234	225	3	846	3	153	1,002
Camden Ward 4 District 3	32	31	31	186	189	186	0	655	6	86	747
Camden Ward 4 District 4	52	56	53	261	260	254	0	936	9	234	1,179
Camden Ward 4 District 5	45	48	43	211	207	202	0	756	0	144	900
Camden Ward 4 District 6	102	91	92	302	316	301	0	1,204	6	194	1,404
Camden Ward 4 District 7	69	62	65	259	263	251	4	973	0	311	1,284
Camden Ward 4 District 8	92	95	91	323	321	301	3	1,226	3	202	1,431
Camden Ward 4 District 9	110	99	104	317	322	304	0	1,256	0	250	1,506
Camden Ward 4 District 10	41	34	37	345	358	343	6	1,164	3	87	1,254
Camden Ward 4 Provisional	63	64	59	245	245	238	0	914	0	274	1,188
Camden Ward 4 EV Emergency	0	0	0	0	0	0	0	0	0	0	0
Cherry Hill District 1	302	293	300	503	500	474	5	2,377	6	224	2,607
Cherry Hill District 2	299	277	292	461	476	429	0	2,234	0	295	2,529
Cherry Hill District 3	308	291	286	417	432	414	0	2,148	0	240	2,388

November 5, 2024

Members of the Board of County Commissioners

VOTE FOR 3

	Danielle Barry (R)	Norman C. Rebel, Jr. (R)	Donald J. Smith (R)	Jeffrey L. Nash (D)	Melinda Kane (D)	Al Dyer (D)	Write-in Totals	Total Votes Cast	Overvotes	Undervotes	Contest Total
Cherry Hill District 4	325	297	308	473	489	452	0	2,344	0	221	2,565
Cherry Hill District 5	296	273	281	533	534	486	10	2,413	0	329	2,742
Cherry Hill District 6	229	212	213	358	372	350	1	1,735	0	185	1,920
Cherry Hill District 7	271	245	259	451	456	427	1	2,110	3	260	2,373
Cherry Hill District 8	213	192	208	387	388	365	1	1,754	0	208	1,962
Cherry Hill District 9	493	459	469	817	827	774	4	3,843	3	531	4,377
Cherry Hill District 10	263	247	250	326	322	317	0	1,725	0	174	1,899
Cherry Hill District 11	376	343	369	494	483	456	0	2,521	0	275	2,796
Cherry Hill District 12	309	282	296	504	527	475	3	2,396	0	280	2,676
Cherry Hill District 13	330	299	312	401	416	375	4	2,137	3	209	2,349
Cherry Hill District 14	239	215	227	401	401	380	3	1,866	3	210	2,079
Cherry Hill District 15	314	283	286	511	525	474	0	2,393	6	259	2,658
Cherry Hill District 16	172	157	168	440	432	413	0	1,782	0	174	1,956
Cherry Hill District 17	283	274	276	541	543	510	0	2,427	0	300	2,727
Cherry Hill District 18	217	197	205	425	422	392	0	1,858	3	227	2,088
Cherry Hill District 19	214	193	200	446	448	423	3	1,927	3	236	2,166
Cherry Hill District 20	581	529	545	921	934	865	0	4,375	0	479	4,854
Cherry Hill District 21	306	283	288	504	502	464	3	2,350	6	314	2,670
Cherry Hill District 22	326	305	311	498	497	471	0	2,408	0	247	2,655
Cherry Hill District 23	363	330	329	515	529	480	6	2,552	3	313	2,868
Cherry Hill District 24	299	272	276	474	487	425	0	2,233	3	311	2,547
Cherry Hill District 25	279	250	249	396	401	367	3	1,945	3	254	2,202
Cherry Hill District 26	369	350	344	746	737	703	1	3,250	3	347	3,600
Cherry Hill District 27	246	228	229	527	517	475	1	2,223	3	306	2,532
Cherry Hill District 28	273	247	259	602	607	568	2	2,558	0	247	2,805
Cherry Hill District 29	321	289	302	615	623	574	0	2,724	0	285	3,009
Cherry Hill District 30	125	114	116	370	377	332	0	1,434	0	126	1,560
Cherry Hill District 31	289	261	268	665	670	613	0	2,766	3	411	3,180
Cherry Hill District 32	115	97	103	271	280	255	0	1,121	0	211	1,332
Cherry Hill District 33	344	317	319	597	613	560	2	2,752	0	323	3,075
Cherry Hill District 34	288	264	272	476	505	463	0	2,268	0	246	2,514
Cherry Hill District 35	371	346	356	493	494	464	6	2,530	6	239	2,775

November 5, 2024

Members of the Board of County Commissioners

VOTE FOR 3

	Danielle Barry (R)	Norman C. Rebel, Jr. (R)	Donald J. Smith (R)	Jeffrey L. Nash (D)	Melinda Kane (D)	Al Dyer (D)	Write-in Totals	Total Votes Cast	Overvotes	Undervotes	Contest Total
Cherry Hill District 36	305	293	306	562	552	504	1	2,523	0	291	2,814
Cherry Hill District 37	239	229	239	515	506	473	0	2,201	0	208	2,409
Cherry Hill District 38	163	149	159	471	479	443	1	1,865	0	160	2,025
Cherry Hill District 39	231	211	218	564	562	526	3	2,315	3	289	2,607
Cherry Hill District 40	165	147	161	417	422	385	0	1,697	0	166	1,863
Cherry Hill District 41	235	203	216	405	412	382	3	1,856	0	187	2,043
Cherry Hill District 42	195	179	176	327	325	313	0	1,515	3	126	1,644
Cherry Hill District 43	234	226	231	430	423	404	0	1,948	0	161	2,109
Cherry Hill District 44	292	275	286	561	558	515	3	2,490	3	360	2,853
Cherry Hill District 45	366	338	342	824	833	767	0	3,470	0	382	3,852
Cherry Hill District 46	234	218	221	474	477	433	0	2,057	6	229	2,292
Cherry Hill District 47	212	203	206	575	581	534	0	2,311	3	293	2,607
Cherry Hill District 48	116	109	114	295	303	282	1	1,220	0	142	1,362
Cherry Hill Provisional	519	472	480	809	822	754	2	3,658	6	729	4,593
Cherry Hill EV Emergency	0	0	0	0	0	0	0	0	0	0	0
Cheshilhurst District 1	240	226	229	415	420	402	6	1,938	0	216	2,154
Cheshilhurst Provisional	8	7	7	14	12	12	0	60	0	27	87
Cheshilhurst EV Emergency	0	0	0	0	0	0	0	0	0	0	0
Clementon District 1	235	214	218	405	411	394	0	1,877	0	181	2,058
Clementon District 2	246	235	236	335	331	324	0	1,707	0	129	1,836
Clementon District 3	286	280	288	520	520	497	3	2,394	3	222	2,619
Clementon Provisional	29	29	26	54	55	52	0	245	3	43	291
Clementon EV Emergency	0	0	0	0	0	0	0	0	0	0	0
Collingswood District 1	109	105	102	446	443	435	6	1,646	3	124	1,773
Collingswood District 2	144	133	138	598	612	602	6	2,233	0	173	2,406
Collingswood District 3	109	102	102	312	313	308	3	1,249	0	101	1,350
Collingswood District 4	145	137	139	539	536	531	12	2,039	0	157	2,196
Collingswood District 5	82	74	67	266	266	262	1	1,018	0	104	1,122
Collingswood District 6	141	127	135	422	427	412	0	1,664	6	100	1,770
Collingswood District 7	163	157	159	589	587	571	4	2,230	3	152	2,385
Collingswood District 8	134	118	123	482	488	474	9	1,828	0	101	1,929
Collingswood District 9	209	193	193	700	704	690	3	2,692	0	203	2,895

November 5, 2024

Members of the Board of County Commissioners		VOTE FOR 3									
	Danielle Barry (R)	Norman C. Rebel, Jr. (R)	Donald J. Smith (R)	Jeffrey L. Nash (D)	Melinda Kane (D)	Al Dyer (D)	Write-in Totals	Total Votes Cast	Overvotes	Undervotes	Contest Total
Collingswood District 10	144	126	130	422	430	409	0	1,661	0	187	1,848
Collingswood District 11	142	128	129	538	546	527	3	2,013	0	183	2,196
Collingswood District 12	93	86	96	352	361	352	0	1,340	0	94	1,434
Collingswood Provisional	58	53	55	156	160	155	0	637	0	71	708
Collingswood EV Emergency	0	0	0	0	0	0	0	0	0	0	0
Gibbsboro District 1	262	243	248	367	367	356	0	1,843	0	185	2,028
Gibbsboro District 2	267	249	254	285	290	274	4	1,623	0	168	1,791
Gibbsboro Provisional	21	19	19	13	13	13	0	98	0	19	117
Gibbsboro EV Emergency	0	0	0	0	0	0	0	0	0	0	0
Gloucester City Ward 1 District 1	167	154	154	257	255	244	0	1,231	0	167	1,398
Gloucester City Ward 1 District 2	150	147	155	283	278	253	0	1,266	0	135	1,401
Gloucester City Ward 1 District 3	226	206	204	207	208	194	0	1,245	0	108	1,353
Gloucester City Ward 1	22	20	24	33	33	27	0	159	0	18	177
Gloucester City Ward 1 EV	0	0	0	0	0	0	0	0	0	0	0
Gloucester City Ward 2 District 1	137	127	131	224	228	213	3	1,063	0	119	1,182
Gloucester City Ward 2 District 2	228	222	221	299	300	287	0	1,557	0	141	1,698
Gloucester City Ward 2 District 3	304	292	288	405	393	382	0	2,064	3	216	2,283
Gloucester City Ward 2	28	24	26	23	24	24	0	149	0	28	177
Gloucester City Ward 2 EV	0	0	0	0	0	0	0	0	0	0	0
Gloucester City Ward 3 District 1	239	221	231	320	321	298	0	1,630	0	200	1,830
Gloucester City Ward 3 District 2	319	308	306	286	292	278	0	1,789	0	182	1,971
Gloucester City Ward 3	29	28	28	24	27	23	0	159	0	18	177
Gloucester City Ward 3 EV	0	0	0	0	0	0	0	0	0	0	0
Gloucester Twp District 1	254	250	253	231	230	217	6	1,441	0	176	1,617
Gloucester Twp District 2	269	246	257	283	289	262	1	1,607	0	202	1,809
Gloucester Twp District 3	279	264	264	268	276	268	0	1,619	0	160	1,779
Gloucester Twp District 4	404	383	392	377	370	351	0	2,277	0	216	2,493
Gloucester Twp District 5	380	329	355	528	556	519	3	2,670	3	282	2,955
Gloucester Twp District 6	403	368	383	481	488	470	0	2,593	3	221	2,817
Gloucester Twp District 7	454	430	441	363	383	356	4	2,431	0	254	2,685
Gloucester Twp District 8	220	201	207	534	539	520	1	2,222	0	211	2,433
Gloucester Twp District 9	437	417	415	486	490	477	0	2,722	0	275	2,997

November 5, 2024

Members of the Board of County Commissioners

VOTE FOR 3

	Danielle Barry (R)	Norman C. Rebel, Jr. (R)	Donald J. Smith (R)	Jeffrey L. Nash (D)	Melinda Kane (D)	Al Dyer (D)	Write-in Totals	Total Votes Cast	Overvotes	Undervotes	Contest Total
Gloucester Twp District 10	358	336	344	303	306	287	0	1,934	0	175	2,109
Gloucester Twp District 11	386	354	354	369	386	361	0	2,210	0	211	2,421
Gloucester Twp District 12	434	409	421	450	460	431	3	2,608	3	206	2,817
Gloucester Twp District 13	339	323	320	561	562	558	0	2,663	0	274	2,937
Gloucester Twp District 14	208	192	198	507	530	494	4	2,133	0	240	2,373
Gloucester Twp District 15	469	442	450	515	528	502	0	2,906	0	280	3,186
Gloucester Twp District 16	415	402	403	446	447	430	1	2,544	0	192	2,736
Gloucester Twp District 17	315	288	296	706	715	684	0	3,004	9	266	3,279
Gloucester Twp District 18	338	303	313	642	646	601	1	2,844	0	327	3,171
Gloucester Twp District 19	447	407	409	556	574	544	3	2,940	0	255	3,195
Gloucester Twp District 20	398	371	377	558	577	541	0	2,822	0	331	3,153
Gloucester Twp District 21	298	280	277	239	250	236	6	1,586	0	145	1,731
Gloucester Twp District 22	306	290	302	308	317	298	0	1,821	0	177	1,998
Gloucester Twp District 23	213	192	196	594	606	571	4	2,376	0	300	2,676
Gloucester Twp District 24	391	374	374	510	520	494	0	2,663	3	253	2,919
Gloucester Twp District 25	435	414	418	357	375	347	0	2,346	0	285	2,631
Gloucester Twp District 26	323	311	314	338	337	324	0	1,947	0	183	2,130
Gloucester Twp District 27	369	345	350	316	324	303	3	2,010	0	126	2,136
Gloucester Twp District 28	165	144	151	353	359	332	0	1,504	3	221	1,728
Gloucester Twp District 29	410	394	403	518	522	496	0	2,743	3	194	2,940
Gloucester Twp District 30	449	430	425	530	533	513	0	2,880	0	375	3,255
Gloucester Twp District 31	347	338	334	556	552	537	1	2,665	0	254	2,919
Gloucester Twp District 32	358	332	346	480	499	465	0	2,480	0	235	2,715
Gloucester Twp District 33	234	216	224	541	556	542	3	2,316	0	288	2,604
Gloucester Twp District 34	267	251	252	424	419	398	0	2,011	0	194	2,205
Gloucester Twp District 35	438	404	397	687	689	665	0	3,280	0	371	3,651
Gloucester Twp District 36	223	211	217	359	362	346	0	1,718	0	124	1,842
Gloucester Twp District 37	57	55	55	215	220	209	0	811	3	98	912
Gloucester Twp District 38	206	200	208	402	399	383	0	1,798	0	140	1,938
Gloucester Twp District 39	185	174	173	267	277	256	0	1,332	0	99	1,431
Gloucester Twp District 40	317	295	294	413	427	406	1	2,153	0	190	2,343
Gloucester Twp Provisional	551	495	508	679	705	651	0	3,589	9	551	4,149

November 5, 2024

		Members of the Board of County Commissioners												
		VOTE FOR 3												
		Danielle Barry (R)	Norman C. Rebel, Jr. (R)	Donald J. Smith (R)	Jeffrey L. Nash (D)	Melinda Kane (D)	Al Dyer (D)	Write-in Totals	Total Votes Cast	Overvotes	Undervotes	Contest Total		
Gloucester Twp EV Emergency		0	0	0	0	0	0	0	0	0	0	0		
Haddon Heights District 1		211	191	198	358	369	346	2	1,675	0	110	1,785		
Haddon Heights District 2		169	158	166	318	324	310	0	1,445	0	73	1,518		
Haddon Heights District 3		316	301	300	486	491	466	0	2,360	0	160	2,520		
Haddon Heights District 4		167	150	154	296	300	283	0	1,350	0	81	1,431		
Haddon Heights District 5		247	240	244	481	470	466	0	2,148	0	120	2,268		
Haddon Heights District 6		320	293	304	429	428	419	0	2,193	0	177	2,370		
Haddon Heights District 7		314	303	305	456	459	443	0	2,280	3	144	2,427		
Haddon Heights Provisional		77	68	73	108	119	105	0	550	0	32	582		
Haddon Heights EV Emergency		0	0	0	0	0	0	0	0	0	0	0		
Haddon Twp District 1		244	236	237	499	498	491	3	2,208	0	147	2,355		
Haddon Twp District 2		165	158	164	345	345	336	4	1,517	0	88	1,605		
Haddon Twp District 3		331	312	321	554	549	530	0	2,597	0	226	2,823		
Haddon Twp District 4		178	165	171	314	315	303	4	1,450	0	125	1,575		
Haddon Twp District 5		99	94	97	257	258	248	3	1,056	0	90	1,146		
Haddon Twp District 6		209	198	199	286	300	286	0	1,478	0	133	1,611		
Haddon Twp District 7		155	145	149	386	385	382	3	1,605	0	99	1,704		
Haddon Twp District 8		179	167	173	373	373	367	0	1,632	0	120	1,752		
Haddon Twp District 9		135	122	126	328	329	318	1	1,359	0	81	1,440		
Haddon Twp District 10		190	167	171	330	333	324	3	1,518	0	93	1,611		
Haddon Twp District 11		204	195	201	495	494	485	0	2,074	0	125	2,199		
Haddon Twp District 12		385	360	365	702	706	687	9	3,214	0	257	3,471		
Haddon Twp District 13		156	145	147	326	330	321	0	1,425	0	108	1,533		
Haddon Twp District 14		172	166	167	312	318	310	0	1,445	0	94	1,539		
Haddon Twp District 15		138	137	133	366	369	360	0	1,503	0	84	1,587		
Haddon Twp Provisional		86	81	81	203	202	202	0	855	0	135	990		
Haddon Twp EV Emergency		0	0	0	0	0	0	0	0	0	0	0		
Haddonfield District 1		275	255	268	496	503	485	0	2,282	0	235	2,517		
Haddonfield District 2		284	273	274	602	601	581	1	2,616	0	189	2,805		
Haddonfield District 3		227	213	212	477	478	465	0	2,072	0	172	2,244		
Haddonfield District 4		259	248	252	289	288	283	0	1,619	0	136	1,755		
Haddonfield District 5		232	213	226	271	278	263	0	1,483	0	128	1,611		

November 5, 2024

Members of the Board of County Commissioners

VOTE FOR 3

	Danielle Barry (R)	Norman C. Rebel, Jr. (R)	Donald J. Smith (R)	Jeffrey L. Nash (D)	Melinda Kane (D)	Al Dyer (D)	Write-in Totals	Total Votes Cast	Overvotes	Undervotes	Contest Total
Haddonfield District 6	268	247	258	455	458	444	2	2,132	0	187	2,319
Haddonfield District 7	183	169	181	468	474	458	1	1,934	0	160	2,094
Haddonfield District 8	255	245	242	518	516	507	1	2,284	3	191	2,478
Haddonfield District 9	312	301	306	585	592	571	0	2,667	0	183	2,850
Haddonfield District 10	228	212	210	378	384	376	3	1,791	0	147	1,938
Haddonfield Provisional	99	93	92	140	143	138	3	708	0	66	774
Haddonfield EV Emergency	0	0	0	0	0	0	0	0	0	0	0
Hi-Nella District 1	135	132	125	223	226	221	0	1,062	0	84	1,146
Hi-Nella Provisional	7	8	5	6	8	7	0	41	0	10	51
Hi-Nella EV Emergency	0	0	0	0	0	0	0	0	0	0	0
Laurel Springs District 1	201	182	184	310	315	297	0	1,489	0	140	1,629
Laurel Springs District 2	259	249	249	288	290	273	0	1,608	6	123	1,737
Laurel Springs Provisional	14	15	16	16	18	14	0	93	3	24	120
Laurel Springs EV Emergency	0	0	0	0	0	0	0	0	0	0	0
Lawnside District 1	45	41	40	669	672	656	3	2,126	6	190	2,322
Lawnside District 2	55	57	50	638	638	624	0	2,062	3	230	2,295
Lawnside Provisional	9	9	8	52	53	49	0	180	3	24	207
Lawnside EV Emergency	0	0	0	0	0	0	0	0	0	0	0
Lindenwold District 1	287	261	271	466	481	457	0	2,223	3	228	2,454
Lindenwold District 2	233	216	215	514	519	497	0	2,194	0	215	2,409
Lindenwold District 3	178	167	165	379	389	375	1	1,654	3	149	1,806
Lindenwold District 4	229	209	212	649	651	633	1	2,584	3	206	2,793
Lindenwold District 5	79	63	67	339	349	323	0	1,220	0	169	1,389
Lindenwold District 6	133	121	119	548	560	536	1	2,018	0	136	2,154
Lindenwold District 7	64	57	58	260	264	255	0	958	0	104	1,062
Lindenwold District 8	185	184	180	541	539	524	6	2,159	0	145	2,304
Lindenwold District 9	134	121	122	340	346	335	3	1,401	0	135	1,536
Lindenwold Provisional	74	72	70	162	163	158	0	699	3	117	819
Lindenwold EV Emergency	0	0	0	0	0	0	0	0	0	0	0
Magnolia District 1	187	171	177	340	353	337	0	1,565	0	157	1,722
Magnolia District 2	184	176	181	264	272	256	0	1,333	0	110	1,443
Magnolia District 3	198	190	195	327	323	307	0	1,540	0	131	1,671

November 5, 2024

Members of the Board of County Commissioners												
VOTE FOR 3												
	Danielle Barry (R)	Norman C. Rebel, Jr. (R)	Donald J. Smith (R)	Jeffrey L. Nash (D)	Melinda Kane (D)	Al Dyer (D)	Write-in Totals	Total Votes Cast	Overvotes	Undervotes	Contest Total	
Magnolia District 4	217	211	207	353	358	335	0	1,681	6	140	1,827	
Magnolia Provisional	32	30	32	54	56	55	0	259	0	32	291	
Magnolia EV Emergency	0	0	0	0	0	0	0	0	0	0	0	
Merchantville District 1	238	230	234	541	549	537	0	2,329	0	218	2,547	
Merchantville District 2	170	152	158	362	366	359	22	1,589	0	136	1,725	
Merchantville District 3	131	124	125	307	309	295	1	1,292	0	139	1,431	
Merchantville Provisional	20	19	20	42	39	38	3	181	0	35	216	
Merchantville EV Emergency	0	0	0	0	0	0	0	0	0	0	0	
Mt. Ephraim District 1	239	226	231	322	323	316	0	1,657	0	110	1,767	
Mt. Ephraim District 2	341	325	321	334	334	324	0	1,979	0	154	2,133	
Mt. Ephraim District 3	290	278	280	309	303	292	5	1,757	0	181	1,938	
Mt. Ephraim District 4	245	225	233	318	317	318	0	1,656	0	174	1,830	
Mt. Ephraim Provisional	30	25	28	38	40	33	0	194	0	16	210	
Mt. Ephraim EV Emergency	0	0	0	0	0	0	0	0	0	0	0	
Oaklyn District 1	146	131	129	371	369	352	2	1,500	0	129	1,629	
Oaklyn District 2	179	169	173	336	338	328	0	1,523	0	157	1,680	
Oaklyn District 3	201	191	187	342	350	338	0	1,609	0	164	1,773	
Oaklyn District 4	171	162	165	350	359	330	0	1,537	0	140	1,677	
Oaklyn Provisional	22	22	22	35	34	33	0	168	0	24	192	
Oaklyn EV Emergency	0	0	0	0	0	0	0	0	0	0	0	
Pennsauken District 1	143	132	128	384	386	365	1	1,539	0	237	1,776	
Pennsauken District 2	151	133	141	672	678	661	1	2,437	0	272	2,709	
Pennsauken District 3	234	229	222	429	434	424	0	1,972	0	140	2,112	
Pennsauken District 4	193	185	193	579	579	551	1	2,281	0	224	2,505	
Pennsauken District 5	178	164	167	343	357	335	3	1,547	0	124	1,671	
Pennsauken District 6	356	329	323	650	648	634	1	2,941	3	356	3,300	
Pennsauken District 7	203	199	199	437	426	415	0	1,879	0	275	2,154	
Pennsauken District 8	173	165	169	409	413	393	1	1,723	0	158	1,881	
Pennsauken District 9	170	151	161	310	319	294	0	1,405	3	239	1,647	
Pennsauken District 10	191	172	176	356	364	351	0	1,610	3	103	1,716	
Pennsauken District 11	228	211	217	435	442	421	0	1,954	0	173	2,127	
Pennsauken District 12	132	123	120	313	307	298	0	1,293	3	195	1,491	

November 5, 2024

Members of the Board of County Commissioners

VOTE FOR 3

	Danielle Barry (R)	Norman C. Rebel, Jr. (R)	Donald J. Smith (R)	Jeffrey L. Nash (D)	Melinda Kane (D)	Al Dyer (D)	Write-in Totals	Total Votes Cast	Overvotes	Undervotes	Contest Total
Pennsauken District 13	241	229	228	352	354	348	0	1,752	0	147	1,899
Pennsauken District 14	131	112	114	423	415	408	3	1,606	3	275	1,884
Pennsauken District 15	124	102	110	411	421	400	0	1,568	6	238	1,812
Pennsauken District 16	77	60	69	300	306	293	0	1,105	0	170	1,275
Pennsauken District 17	256	235	238	538	546	524	3	2,340	0	252	2,592
Pennsauken District 18	293	264	274	553	566	543	0	2,493	3	282	2,778
Pennsauken District 19	128	115	122	310	322	306	0	1,303	3	128	1,434
Pennsauken District 20	64	59	61	325	328	316	0	1,153	0	89	1,242
Pennsauken District 21	139	134	135	323	330	315	0	1,376	0	208	1,584
Pennsauken District 22	142	132	144	360	361	353	3	1,495	0	140	1,635
Pennsauken District 23	202	189	183	328	337	319	0	1,558	0	167	1,725
Pennsauken District 24	58	50	53	222	222	216	0	821	0	115	936
Pennsauken Provisional	203	183	194	369	373	350	3	1,675	9	338	2,022
Pennsauken EV Emergency	0	0	0	0	0	0	0	0	0	0	0
Pine Hill District 1	207	192	191	552	556	537	1	2,236	6	332	2,574
Pine Hill District 2	353	333	338	422	433	408	1	2,288	3	259	2,550
Pine Hill District 3	352	328	332	534	544	522	0	2,612	0	211	2,823
Pine Hill District 4	156	130	131	509	517	490	0	1,933	0	305	2,238
Pine Hill District 5	371	356	354	410	423	400	0	2,314	6	281	2,601
Pine Hill District 6	78	69	71	216	226	213	1	874	3	92	969
Pine Hill Provisional	58	52	57	107	111	103	0	488	3	70	561
Pine Hill EV Emergency	0	0	0	0	0	0	0	0	0	0	0
Runnemed District 1	239	224	227	259	261	252	3	1,465	3	137	1,605
Runnemed District 2	286	269	280	401	400	387	0	2,023	0	197	2,220
Runnemed District 3	235	212	220	298	299	283	0	1,547	0	133	1,680
Runnemed District 4	265	244	247	339	347	334	4	1,780	6	173	1,959
Runnemed District 5	380	358	367	443	452	424	3	2,427	0	195	2,622
Runnemed District 6	354	334	343	367	370	340	3	2,111	3	244	2,358
Runnemed Provisional	54	48	50	62	62	60	1	337	6	38	381
Runnemed EV Emergency	0	0	0	0	0	0	0	0	0	0	0
Somerdale District 1	343	320	331	582	589	559	5	2,729	9	340	3,078
Somerdale District 2	194	180	171	357	361	356	0	1,619	0	175	1,794

November 5, 2024

		Members of the Board of County Commissioners													
		VOTE FOR 3													
		Danielle Barry (R)	Norman C. Rebel, Jr. (R)	Donald J. Smith (R)	Jeffrey L. Nash (D)	Melinda Kane (D)	Al Dyer (D)	Write-in Totals	Total Votes Cast	Overvotes	Undervotes	Contest Total			
Somerdale District 3		128	118	120	359	367	350	0	1,442	0	121	1,563			
Somerdale District 4		205	173	185	336	347	328	3	1,577	0	103	1,680			
Somerdale Provisional		43	40	40	41	45	42	0	251	0	46	297			
Somerdale EV Emergency		0	0	0	0	0	0	0	0	0	0	0			
Stratford District 1		185	176	181	255	257	250	3	1,307	0	103	1,410			
Stratford District 2		249	230	239	331	325	296	0	1,670	0	190	1,860			
Stratford District 3		212	201	195	326	338	310	0	1,582	3	242	1,827			
Stratford District 4		325	310	310	400	406	373	2	2,126	0	229	2,355			
Stratford District 5		119	109	105	292	306	277	0	1,208	0	154	1,362			
Stratford District 6		279	263	272	350	364	335	0	1,863	3	213	2,079			
Stratford Provisional		52	48	51	64	66	65	0	346	0	44	390			
Stratford EV Emergency		0	0	0	0	0	0	0	0	0	0	0			
Tavistock District 1		5	5	5	3	3	3	0	24	0	0	24			
Voorhees District 1		359	332	335	634	644	609	3	2,916	3	261	3,180			
Voorhees District 2		394	380	389	543	547	513	4	2,770	9	242	3,021			
Voorhees District 3		343	322	324	533	538	514	0	2,574	0	183	2,757			
Voorhees District 4		233	205	214	486	493	478	3	2,112	6	231	2,349			
Voorhees District 5		237	221	220	553	554	538	0	2,323	6	233	2,562			
Voorhees District 6		379	364	365	538	533	513	0	2,692	3	251	2,946			
Voorhees District 7		189	173	182	329	331	312	0	1,516	0	131	1,647			
Voorhees District 8		321	298	302	764	762	735	0	3,182	0	379	3,561			
Voorhees District 9		436	401	405	536	546	523	0	2,847	0	261	3,108			
Voorhees District 10		268	242	249	435	447	426	1	2,068	3	200	2,271			
Voorhees District 11		287	265	266	461	473	443	1	2,196	0	207	2,403			
Voorhees District 12		286	262	279	367	364	337	1	1,896	3	180	2,079			
Voorhees District 13		280	257	265	575	581	561	3	2,522	9	280	2,811			
Voorhees District 14		226	208	213	388	394	376	3	1,808	0	187	1,995			
Voorhees District 15		275	249	262	513	516	486	0	2,301	0	300	2,601			
Voorhees District 16		241	226	231	316	314	303	1	1,632	0	198	1,830			
Voorhees District 17		156	150	154	365	359	334	0	1,518	0	108	1,626			
Voorhees District 18		169	152	152	410	418	404	4	1,709	9	154	1,872			
Voorhees District 19		205	192	197	499	491	465	0	2,049	3	198	2,250			

November 5, 2024

Members of the Board of County Commissioners											
VOTE FOR 3											
	Danielle Barry (R)	Norman C. Rebel, Jr. (R)	Donald J. Smith (R)	Jeffrey L. Nash (D)	Melinda Kane (D)	Al Dyer (D)	Write-in Totals	Total Votes Cast	Overvotes	Undervotes	Contest Total
Voorhees Provisional	238	215	214	357	359	337	1	1,721	6	307	2,034
Voorhees EV Emergency	0	0	0	0	0	0	0	0	0	0	0
Waterford District 1	523	498	509	309	304	277	0	2,420	0	205	2,625
Waterford District 2	431	419	424	411	410	385	0	2,480	0	208	2,688
Waterford District 3	408	395	392	227	226	216	0	1,864	0	158	2,022
Waterford District 4	471	455	457	201	214	196	0	1,994	0	163	2,157
Waterford District 5	391	373	379	306	314	296	0	2,059	0	176	2,235
Waterford District 6	301	288	291	178	178	165	0	1,401	0	162	1,563
Waterford District 7	537	513	518	320	329	315	0	2,532	0	216	2,748
Waterford District 8	297	284	283	169	175	162	0	1,370	0	106	1,476
Waterford Provisional	102	95	93	61	63	62	0	476	0	82	558
Waterford EV Emergency	0	0	0	0	0	0	0	0	0	0	0
Winslow Ward 1 District 1	507	484	479	329	343	309	0	2,451	0	243	2,694
Winslow Ward 1 District 2	471	459	461	260	262	243	0	2,156	3	256	2,415
Winslow Ward 1 District 3	347	339	325	201	213	194	0	1,619	0	154	1,773
Winslow Ward 1 District 4	493	457	466	495	499	470	0	2,880	6	270	3,156
Winslow Ward 1 District 5	511	490	497	398	392	358	0	2,646	0	273	2,919
Winslow Ward 1 District 6	265	259	263	395	381	374	0	1,937	6	193	2,136
Winslow Ward 1 Provisional	73	72	72	70	67	64	0	418	0	74	492
Winslow Ward 1 EV Emergency	0	0	0	0	0	0	0	0	0	0	0
Winslow Ward 2 District 1	598	544	558	1,134	1,133	1,061	3	5,031	0	489	5,520
Winslow Ward 2 District 2	362	331	343	531	530	498	1	2,596	0	215	2,811
Winslow Ward 2 District 3	461	435	448	663	661	630	0	3,298	3	353	3,654
Winslow Ward 2 District 4	288	271	279	391	386	379	1	1,995	0	276	2,271
Winslow Ward 2 District 5	137	123	124	551	570	546	3	2,054	0	208	2,262
Winslow Ward 2 Provisional	72	66	64	124	122	117	0	565	0	86	651
Winslow Ward 2 EV Emergency	0	0	0	0	0	0	0	0	0	0	0
Winslow Ward 3 District 1	126	108	112	838	843	808	3	2,838	0	276	3,114
Winslow Ward 3 District 2	73	54	69	585	602	556	0	1,939	6	233	2,178
Winslow Ward 3 District 3	132	114	109	566	572	555	0	2,048	0	220	2,268
Winslow Ward 3 District 4	148	128	125	578	586	560	0	2,125	0	221	2,346
Winslow Ward 3 District 5	135	121	115	746	753	714	1	2,585	3	220	2,808

November 5, 2024

		Members of the Board of County Commissioners													
		VOTE FOR 3													
		Danielle Barry (R)	Norman C. Rebel, Jr. (R)	Donald J. Smith (R)	Jeffrey L. Nash (D)	Melinda Kane (D)	Al Dyer (D)	Write-in Totals	Total Votes Cast	Overvotes	Undervotes	Contest Total			
Winslow Ward 3 Provisional		30	23	24	138	144	136	0	495	0	93	588			
Winslow Ward 3 EV Emergency		0	0	0	0	0	0	0	0	0	0	0			
Winslow Ward 4 District 1		282	268	277	295	304	274	0	1,700	0	193	1,893			
Winslow Ward 4 District 2		285	256	248	771	786	750	3	3,099	6	234	3,339			
Winslow Ward 4 District 3		374	338	346	911	924	866	3	3,762	0	351	4,113			
Winslow Ward 4 District 4		301	271	279	606	608	579	0	2,644	0	272	2,916			
Winslow Ward 4 District 5		270	250	245	799	797	779	3	3,143	6	367	3,516			
Winslow Ward 4 Provisional		58	53	53	115	112	107	0	498	0	90	588			
Winslow Ward 4 EV Emergency		0	0	0	0	0	0	0	0	0	0	0			
Woodlyrne District 1		90	84	85	294	302	285	0	1,140	3	156	1,299			
Woodlyrne District 2		81	72	75	246	255	236	0	965	0	160	1,125			
Woodlyrne Provisional		7	5	5	18	22	21	0	78	0	21	99			
Overseas		0	0	0	0	0	0	0	0	0	0	0			
Totals		84,583	78,860	80,214	147,499	149,107	141,952	454	682,669	525	72,023	755,217			

November 5, 2024

Members of Council Audubon Park Borough		VOTE FOR 2					
	Cathleen Lowe (D)	Amy Paratore (D)	Write-in Totals	Total Votes Cast	Overvotes	Undervotes	Contest Total
Audubon Park District 1	307	297	14	618	0	464	1,082
Audubon Park Provisional	19	18	0	37	0	37	74
Audubon Park EV Emergency	0	0	0	0	0	0	0
Totals	326	315	14	655	0	501	1,156

November 5, 2024

Members of Council Barrington Borough		VOTE FOR 2							
	Kelly L. McHugh (R)	Kathleen D. Granato (R)	Michael Drumm (D)	Jeffrey A. Beyer (D)	Write-in Totals	Total Votes Cast	Overvotes	Undervotes	Contest Total
Barrington District 1	377	351	541	517	2	1,788	4	88	1,880
Barrington District 2	247	240	457	436	2	1,382	2	106	1,490
Barrington District 3	321	317	469	427	2	1,536	0	82	1,618
Barrington District 4	326	313	560	534	0	1,733	0	131	1,864
Barrington District 5	142	136	196	187	0	661	0	29	690
Barrington Provisional	50	48	59	57	0	214	0	22	236
Barrington EV Emergency	0	0	0	0	0	0	0	0	0
Totals	1,463	1,405	2,282	2,158	6	7,314	6	458	7,778

November 5, 2024

		Members of Council Bellmawr Borough						
		VOTE FOR 2						
		Craig R. Wilhelm (D)	William R. Evans (D)	Write-in Totals	Total Votes Cast	Overvotes	Undervotes	Contest Total
Bellmawr District 1		563	569	17	1,149	4	879	2,032
Bellmawr District 2		623	632	14	1,269	0	647	1,916
Bellmawr District 3		462	471	10	943	0	619	1,562
Bellmawr District 4		422	435	21	878	0	546	1,424
Bellmawr District 5		367	376	11	754	0	538	1,292
Bellmawr District 6		472	485	6	963	0	643	1,606
Bellmawr District 7		398	396	11	805	0	539	1,344
Bellmawr Provisional		117	121	1	239	0	169	408
Bellmawr EV Emergency		0	0	0	0	0	0	0
Totals		3,424	3,485	91	7,000	4	4,580	11,584

November 5, 2024

Members of Council Berlin Borough		VOTE FOR 2					
	Patricia Cummings (D)	Jake Miller (I)	Write-in Totals	Total Votes Cast	Overvotes	Undervotes	Contest Total
Berlin Boro District 1	538	261	9	808	0	1,126	1,934
Berlin Boro District 2	518	265	17	800	0	1,292	2,092
Berlin Boro District 3	599	268	9	876	0	1,292	2,168
Berlin Boro District 4	474	261	7	742	0	1,162	1,904
Berlin Boro District 5	242	125	0	367	0	609	976
Berlin Boro Provisional	68	23	0	91	0	202	293
Berlin Boro EV Emergency	0	0	0	0	0	0	0
Totals	2,439	1,203	42	3,684	0	5,683	9,367

November 5, 2024

		Members of Council Berlin Township						
		VOTE FOR 2						
		Frank Epifanio (D)	Mark Reid (D)	Write-in Totals	Total Votes Cast	Overvotes	Undervotes	Contest Total
Berlin Twp District 1		712	712	21	1,445	0	1,031	2,476
Berlin Twp District 2		277	274	6	557	0	377	934
Berlin Twp District 3		214	207	3	424	0	376	800
Berlin Twp District 4		461	460	19	940	0	800	1,740
Berlin Twp Provisional		56	59	0	115	0	89	204
Berlin Twp EV Emergency		0	0	0	0	0	0	0
Totals		1,720	1,712	49	3,481	0	2,673	6,154

November 5, 2024

		Mayor - Unexpired Term Brooklawn Borough				
		VOTE FOR 1				
	Jerry D. Granstrom (D)	Write-in Totals	Total Votes Cast	Overvotes	Undervotes	Contest Total
Brooklawn District 1	554	9	563	0	311	874
Brooklawn Provisional	19	0	19	0	6	25
Brooklawn EV Emergency	0	0	0	0	0	0
Totals	573	9	582	0	317	899

November 5, 2024

	Member of Council - Unexpired Term Brooklawn					
	Bruce Darrow (D)	Write-in Totals	Total Votes Cast	Overvotes	Undervotes	Contest Total
Brooklawn District 1	532	10	542	0	332	874
Brooklawn Provisional	20	0	20	0	5	25
Brooklawn EV Emergency	0	0	0	0	0	0
Totals	552	10	562	0	337	899

November 5, 2024

		Members of Council Brooklawn Borough								
		VOTE FOR 2								
		Brittany Henry (R)	Christopher Drummonds (R)	Patricia A. McConnell (D)	Stacey Ostrom (D)	Write-in Totals	Total Votes Cast	Overvotes	Undervotes	Contest Total
Brooklawn District 1		331	290	486	465	2	1,574	0	174	1,748
Brooklawn Provisional		6	7	17	15	0	45	0	5	50
Brooklawn EV Emergency		0	0	0	0	0	0	0	0	0
Totals		337	297	503	480	2	1,619	0	179	1,798

November 5, 2024

Member of Council - Unexpired One Year Term Cherry Hill Township										
VOTE FOR 1										
	Anna R. Adler (R)	Jill R. Hulnick (D)	Nicole Nance (I)	Mohammed Jawaad Hussain (I)	Write-in Totals	Total Votes Cast	Overvotes	Undervotes	Contest Total	
Cherry Hill District 1	304	475	3	15	1	798	4	67	869	
Cherry Hill District 2	299	428	5	14	0	746	3	94	843	
Cherry Hill District 3	305	389	3	18	0	715	3	78	796	
Cherry Hill District 4	313	443	6	9	0	771	3	81	855	
Cherry Hill District 5	286	481	8	9	1	785	5	124	914	
Cherry Hill District 6	222	339	5	6	0	572	1	67	640	
Cherry Hill District 7	272	415	5	19	0	711	1	79	791	
Cherry Hill District 8	226	349	5	19	0	599	2	53	654	
Cherry Hill District 9	521	733	11	19	1	1,285	8	166	1,459	
Cherry Hill District 10	257	296	2	8	1	564	2	67	633	
Cherry Hill District 11	364	461	10	4	0	839	4	89	932	
Cherry Hill District 12	307	463	2	21	1	794	8	90	892	
Cherry Hill District 13	311	376	8	12	1	708	2	73	783	
Cherry Hill District 14	232	375	2	13	0	622	2	69	693	
Cherry Hill District 15	288	480	8	15	0	791	5	90	886	
Cherry Hill District 16	173	411	2	5	0	591	3	58	652	
Cherry Hill District 17	282	474	12	28	0	796	0	113	909	
Cherry Hill District 18	214	376	4	12	0	606	2	88	696	
Cherry Hill District 19	215	412	11	14	0	652	4	66	722	
Cherry Hill District 20	582	834	8	17	0	1,441	3	174	1,618	
Cherry Hill District 21	296	467	5	11	0	779	4	107	890	
Cherry Hill District 22	319	458	1	13	0	791	1	93	885	
Cherry Hill District 23	350	466	11	29	1	857	8	91	956	
Cherry Hill District 24	303	447	4	15	0	769	5	75	849	
Cherry Hill District 25	272	361	6	13	0	652	5	77	734	
Cherry Hill District 26	358	682	12	13	1	1,066	4	130	1,200	
Cherry Hill District 27	250	482	6	9	1	748	2	94	844	
Cherry Hill District 28	281	542	3	26	1	853	5	77	935	
Cherry Hill District 29	319	552	9	13	0	893	6	104	1,003	
Cherry Hill District 30	132	332	3	7	0	474	1	45	520	
Cherry Hill District 31	283	606	10	19	0	918	5	137	1,060	
Cherry Hill District 32	112	255	6	3	0	376	5	63	444	

November 5, 2024

Member of Council - Unexpired One Year Term Cherry Hill Township		VOTE FOR 1						Contest Total	
	Anna R. Adler (R)	Jill R. Hulnick (D)	Nicole Nance (I)	Mohammed Jawaad Hussain (I)	Write-in Totals	Total Votes Cast	Overvotes	Undervotes	Contest Total
Cherry Hill District 33	329	571	8	14	1	923	5	97	1,025
Cherry Hill District 34	282	452	1	19	0	754	2	82	838
Cherry Hill District 35	373	459	5	11	0	848	2	75	925
Cherry Hill District 36	328	490	8	16	0	842	4	92	938
Cherry Hill District 37	253	458	4	17	0	732	4	67	803
Cherry Hill District 38	165	424	5	23	1	618	1	56	675
Cherry Hill District 39	252	514	4	15	1	786	1	82	869
Cherry Hill District 40	160	389	1	11	0	561	3	57	621
Cherry Hill District 41	212	373	7	21	0	613	5	63	681
Cherry Hill District 42	184	306	0	8	0	498	0	50	548
Cherry Hill District 43	242	395	1	9	0	647	4	52	703
Cherry Hill District 44	297	511	3	22	1	834	0	117	951
Cherry Hill District 45	360	753	4	31	0	1,148	8	128	1,284
Cherry Hill District 46	237	422	0	12	0	671	8	85	764
Cherry Hill District 47	223	530	2	14	0	769	3	97	869
Cherry Hill District 48	105	282	4	14	0	405	1	48	454
Cherry Hill Provisional	512	722	6	43	0	1,283	19	229	1,531
Cherry Hill EV Emergency	0	0	0	0	0	0	0	0	0
Totals	13,762	22,711	259	748	14	37,494	186	4,356	42,036

November 5, 2024

Member of Council - Unexpired Three Year Term Cherry Hill Township		VOTE FOR 1						
	Judi L. Giacoboni-Russo (R)	Daniel V. DiRenzo, Jr. (D)	Stephen Heath, Jr. (I)	Write-in Totals	Total Votes Cast	Overvotes	Undervotes	Contest Total
Cherry Hill District 1	260	556	4	1	821	2	46	869
Cherry Hill District 2	296	451	15	0	762	0	81	843
Cherry Hill District 3	299	419	13	0	731	1	64	796
Cherry Hill District 4	305	483	10	0	798	3	54	855
Cherry Hill District 5	283	516	18	1	818	3	93	914
Cherry Hill District 6	220	363	11	1	595	1	44	640
Cherry Hill District 7	274	431	17	1	723	0	68	791
Cherry Hill District 8	206	385	6	1	598	1	55	654
Cherry Hill District 9	499	793	15	1	1,308	4	147	1,459
Cherry Hill District 10	252	321	6	1	580	0	53	633
Cherry Hill District 11	357	485	14	0	856	2	74	932
Cherry Hill District 12	298	507	9	1	815	4	73	892
Cherry Hill District 13	301	411	13	2	727	1	55	783
Cherry Hill District 14	232	406	6	1	645	1	47	693
Cherry Hill District 15	289	511	16	0	816	2	68	886
Cherry Hill District 16	159	429	8	1	597	1	54	652
Cherry Hill District 17	277	533	12	0	822	0	87	909
Cherry Hill District 18	215	412	7	0	634	1	61	696
Cherry Hill District 19	213	438	19	1	671	1	50	722
Cherry Hill District 20	570	909	18	0	1,497	0	121	1,618
Cherry Hill District 21	292	496	16	1	805	1	84	890
Cherry Hill District 22	313	496	10	0	819	2	64	885
Cherry Hill District 23	344	510	18	1	873	1	82	956
Cherry Hill District 24	286	477	9	0	772	1	76	849
Cherry Hill District 25	245	412	10	0	667	0	67	734
Cherry Hill District 26	333	764	14	2	1,113	1	86	1,200
Cherry Hill District 27	239	506	10	0	755	0	89	844
Cherry Hill District 28	264	584	14	1	863	0	72	935
Cherry Hill District 29	309	599	17	0	925	3	75	1,003
Cherry Hill District 30	128	355	3	0	486	0	34	520
Cherry Hill District 31	278	675	10	0	963	1	96	1,060
Cherry Hill District 32	100	272	7	0	379	4	61	444

2024 Camden County General

OFFICIAL RESULTS
Joseph Ripa, County Clerk
Camden County

November 5, 2024

Member of Council - Unexpired Three Year Term Cherry Hill Township		VOTE FOR 1						Contest Total
	Judi L. Giacoboni-Russo (R)	Daniel V. DiRenzo, Jr. (D)	Stephen Heath, Jr. (I)	Write-in Totals	Total Votes Cast	Overvotes	Undervotes	
Cherry Hill District 33	324	606	14	1	945	0	80	1,025
Cherry Hill District 34	274	484	8	0	766	0	72	838
Cherry Hill District 35	363	489	5	1	858	3	64	925
Cherry Hill District 36	313	533	7	1	854	1	83	938
Cherry Hill District 37	240	491	12	0	743	2	58	803
Cherry Hill District 38	162	459	8	1	630	0	45	675
Cherry Hill District 39	226	550	9	0	785	0	84	869
Cherry Hill District 40	159	407	6	0	572	0	49	621
Cherry Hill District 41	215	409	11	0	635	5	41	681
Cherry Hill District 42	172	334	8	0	514	0	34	548
Cherry Hill District 43	221	425	3	0	649	0	54	703
Cherry Hill District 44	286	534	9	2	831	1	119	951
Cherry Hill District 45	358	802	15	0	1,175	4	105	1,284
Cherry Hill District 46	221	456	10	0	687	6	71	764
Cherry Hill District 47	217	568	8	0	793	0	76	869
Cherry Hill District 48	112	301	7	1	421	0	33	454
Cherry Hill Provisional	488	787	23	1	1,299	11	221	1,531
Cherry Hill EV Emergency	0	0	0	0	0	0	0	0
Totals	13,287	24,540	538	26	38,391	75	3,570	42,036

November 5, 2024

Members of Council Chesilhurst Borough		VOTE FOR 2					
	Cathleen Jordan (D)	Pearlie C. Lee (D)	Write-in Totals	Total Votes Cast	Overvotes	Undervotes	Contest Total
Chesilhurst District 1	455	457	9	921	0	515	1,436
Chesilhurst Provisional	15	13	0	28	0	30	58
Chesilhurst EV Emergency	0	0	0	0	0	0	0
Totals	470	470	9	949	0	545	1,494

2024 Camden County General

OFFICIAL RESULTS
Joseph Ripa, County Clerk
Camden County

November 5, 2024

Members of Council Clementon Borough		VOTE FOR 2					
	Christopher McKelvey (D)	Robert Dorsey (D)	Write-in Totals	Total Votes Cast	Overvotes	Undervotes	Contest Total
Clementon District 1	467	452	7	926	0	446	1,372
Clementon District 2	389	381	10	780	0	444	1,224
Clementon District 3	585	585	9	1,179	0	567	1,746
Clementon Provisional	63	59	1	123	0	71	194
Clementon EV Emergency	0	0	0	0	0	0	0
Totals	1,504	1,477	27	3,008	0	1,528	4,536

November 5, 2024

Members of Council Gibbsboro Borough		VOTE FOR 2							Contest Total			
		No Nomination Made	No Nomination Made	No Nomination Made	No Nomination Made	Michael MacFerren (I)	Glenn Werner (I)	Write-in Totals	Total Votes Cast	Overvotes	Undervotes	
Gibbsboro District 1		0	0	0	0	343	342	13	698	0	654	1,352
Gibbsboro District 2		0	0	0	0	294	308	93	695	0	499	1,194
Gibbsboro Provisional		0	0	0	0	16	18	0	34	0	44	78
Gibbsboro EV Emergency		0	0	0	0	0	0	0	0	0	0	0
Totals		0	0	0	0	653	668	106	1,427	0	1,197	2,624

2024 Camden County General

OFFICIAL RESULTS
Joseph Ripa, County Clerk
Camden County

November 5, 2024

	Member of Council At-Large - Unexpired Term Gloucester City						
	James Muller (R)	Edward Cilurso, III (D)	Write-in Totals	Total Votes Cast	Overvotes	Undervotes	Contest Total
Gloucester City Ward 1 District 1	170	248	0	418	0	48	466
Gloucester City Ward 1 District 2	161	265	1	427	0	40	467
Gloucester City Ward 1 District 3	217	212	0	429	0	22	451
Gloucester City Ward 1	24	31	0	55	0	4	59
Gloucester City Ward 1 EV	0	0	0	0	0	0	0
Gloucester City Ward 2 District 1	135	214	1	350	0	44	394
Gloucester City Ward 2 District 2	218	305	0	523	0	43	566
Gloucester City Ward 2 District 3	288	405	0	693	1	67	761
Gloucester City Ward 2	27	20	2	49	0	10	59
Gloucester City Ward 2 EV	0	0	0	0	0	0	0
Gloucester City Ward 3 District 1	237	307	2	546	1	63	610
Gloucester City Ward 3 District 2	320	279	3	602	0	55	657
Gloucester City Ward 3	30	23	0	53	0	6	59
Gloucester City Ward 3 EV	0	0	0	0	0	0	0
Totals	1,827	2,309	9	4,145	2	402	4,549

2024 Camden County General

OFFICIAL RESULTS
Joseph Ripa, County Clerk
Camden County

November 5, 2024

		Member of Council Gloucester City - Ward 1						
		VOTE FOR 1						
		Anthony D. Kates (R)	George Berglund (D)	Write-in Totals	Total Votes Cast	Overvotes	Undervotes	Contest Total
Gloucester City Ward 1 District 1		184	247	0	431	0	35	466
Gloucester City Ward 1 District 2		166	276	1	443	0	24	467
Gloucester City Ward 1 District 3		217	212	0	429	1	21	451
Gloucester City Ward 1		26	30	0	56	0	3	59
Gloucester City Ward 1 EV		0	0	0	0	0	0	0
Totals		593	765	1	1,359	1	83	1,443

2024 Camden County General

OFFICIAL RESULTS
Joseph Ripa, County Clerk
Camden County

November 5, 2024

		Member of Council Gloucester City - Ward 2						
		VOTE FOR 1						
		Patricia "Patti" Kropp (R)	James "Bowie" Johnson (D)	Write-in Totals	Total Votes Cast	Overvotes	Undervotes	Contest Total
Gloucester City Ward 2 District 1		134	230	3	367	1	26	394
Gloucester City Ward 2 District 2		214	317	0	531	0	35	566
Gloucester City Ward 2 District 3		282	433	1	716	0	45	761
Gloucester City Ward 2		27	25	1	53	0	6	59
Gloucester City Ward 2 EV		0	0	0	0	0	0	0
Totals		657	1,005	5	1,667	1	112	1,780

November 5, 2024

Member of Council Gloucester City - Ward 3		VOTE FOR 1					
	Sandra "Sandy" Reed (R)	Deborah L. "Debbie" Harris (D)	Write-in Totals	Total Votes Cast	Overvotes	Undervotes	Contest Total
Gloucester City Ward 3 District 1	240	317	2	559	2	49	610
Gloucester City Ward 3 District 2	308	311	2	621	0	36	657
Gloucester City Ward 3	31	23	0	54	0	5	59
Gloucester City Ward 3 EV	0	0	0	0	0	0	0
Totals	579	651	4	1,234	2	90	1,326

2024 Camden County General

OFFICIAL RESULTS
Joseph Ripa, County Clerk
Camden County

November 5, 2024

	Member of Council - Unexpired Term Gloucester Township						
	Timothy J. Pfeffer (R)	Helen Albright Troxell (D)	Write-in Totals	Total Votes Cast	Overvotes	Undervotes	Contest Total
Gloucester Twp District 1	254	231	2	487	0	52	539
Gloucester Twp District 2	261	278	0	539	0	64	603
Gloucester Twp District 3	271	273	0	544	2	47	593
Gloucester Twp District 4	385	379	0	764	0	67	831
Gloucester Twp District 5	368	531	2	901	0	84	985
Gloucester Twp District 6	397	463	0	860	3	76	939
Gloucester Twp District 7	464	362	2	828	0	67	895
Gloucester Twp District 8	220	528	0	748	1	62	811
Gloucester Twp District 9	437	474	0	911	0	88	999
Gloucester Twp District 10	359	287	0	646	0	57	703
Gloucester Twp District 11	381	365	0	746	0	61	807
Gloucester Twp District 12	424	446	0	870	0	69	939
Gloucester Twp District 13	339	552	0	891	0	88	979
Gloucester Twp District 14	197	515	1	713	0	78	791
Gloucester Twp District 15	453	515	0	968	1	93	1,062
Gloucester Twp District 16	437	413	0	850	0	62	912
Gloucester Twp District 17	314	697	0	1,011	3	79	1,093
Gloucester Twp District 18	331	640	0	971	1	85	1,057
Gloucester Twp District 19	425	554	1	980	1	84	1,065
Gloucester Twp District 20	384	563	0	947	0	104	1,051
Gloucester Twp District 21	282	250	2	534	0	43	577
Gloucester Twp District 22	300	309	0	609	0	57	666
Gloucester Twp District 23	214	582	3	799	0	93	892
Gloucester Twp District 24	389	499	0	888	0	85	973
Gloucester Twp District 25	419	369	0	788	0	89	877
Gloucester Twp District 26	312	339	0	651	0	59	710
Gloucester Twp District 27	366	309	1	676	0	36	712
Gloucester Twp District 28	162	349	0	511	0	65	576
Gloucester Twp District 29	402	520	0	922	0	58	980
Gloucester Twp District 30	454	530	0	984	0	101	1,085
Gloucester Twp District 31	354	535	1	890	0	83	973
Gloucester Twp District 32	351	481	0	832	0	73	905

2024 Camden County General

OFFICIAL RESULTS
Joseph Ripa, County Clerk
Camden County

November 5, 2024

	Member of Council - Unexpired Term Gloucester Township						
	Timothy J. Pfeffer (R)	Helen Albright Troxell (D)	Write-in Totals	Total Votes Cast	Overvotes	Undervotes	Contest Total
Gloucester Twp District 33	229	552	1	782	0	86	868
Gloucester Twp District 34	254	415	0	669	0	66	735
Gloucester Twp District 35	421	674	0	1,095	0	122	1,217
Gloucester Twp District 36	229	343	0	572	0	42	614
Gloucester Twp District 37	58	224	0	282	0	22	304
Gloucester Twp District 38	209	391	1	601	0	45	646
Gloucester Twp District 39	182	261	0	443	0	34	477
Gloucester Twp District 40	315	416	0	731	0	50	781
Gloucester Twp Provisional	523	697	0	1,220	2	161	1,383
Gloucester Twp EV Emergency	0	0	0	0	0	0	0
Totals	13,526	18,111	17	31,654	14	2,937	34,605

2024 Camden County General

OFFICIAL RESULTS
Joseph Ripa, County Clerk
Camden County

November 5, 2024

		Commissioner - Unexpired Term Haddonfield Borough						
		VOTE FOR 1						
	William C. Shanahan	David C. Siedell	Write-in Totals	Total Votes Cast	Overvotes	Undervotes	Contest Total	
Haddonfield District 1	235	478	6	719	10	110	839	
Haddonfield District 2	279	533	3	815	7	113	935	
Haddonfield District 3	221	428	1	650	4	94	748	
Haddonfield District 4	160	336	3	499	12	74	585	
Haddonfield District 5	118	342	6	466	9	62	537	
Haddonfield District 6	210	484	2	696	5	72	773	
Haddonfield District 7	224	387	4	615	4	79	698	
Haddonfield District 8	348	391	4	743	3	80	826	
Haddonfield District 9	363	444	7	814	14	122	950	
Haddonfield District 10	217	351	6	574	9	63	646	
Haddonfield Provisional	73	138	1	212	7	39	258	
Haddonfield EV Emergency	0	0	0	0	0	0	0	
Totals	2,448	4,312	43	6,803	84	908	7,795	

November 5, 2024

Members of Council Haddon Heights Borough		VOTE FOR 2						Contest Total
	Kevin Ehret (R)	Denise Bolognese (R)	Chad Demore (D)	Christopher Morgan (D)	Write-in Totals	Total Votes Cast	Overvotes	Undervotes
Haddon Heights District 1	194	192	358	377	0	1,121	0	69
Haddon Heights District 2	162	168	309	319	0	958	0	54
Haddon Heights District 3	301	302	480	480	0	1,563	2	115
Haddon Heights District 4	156	163	287	294	0	900	0	54
Haddon Heights District 5	239	241	466	482	0	1,428	0	84
Haddon Heights District 6	305	308	425	428	0	1,466	0	114
Haddon Heights District 7	306	300	455	461	0	1,522	0	96
Haddon Heights Provisional	72	73	104	106	0	355	2	31
Haddon Heights EV Emergency	0	0	0	0	0	0	0	0
Totals	1,735	1,747	2,884	2,947	0	9,313	4	617
								9,934

November 5, 2024

		Members of Council Hi-Nella Borough						
		VOTE FOR 2						
		Kris Muska (R)	Jose Class (R)	Write-in Totals	Total Votes Cast	Overvotes	Undervotes	Contest Total
Hi-Nella District 1		195	184	7	386	0	378	764
Hi-Nella Provisional		9	8	0	17	0	17	34
Hi-Nella EV Emergency		0	0	0	0	0	0	0
Totals		204	192	7	403	0	395	798

November 5, 2024

Members of Council Laurel Springs Borough		VOTE FOR 2					Contest Total
	James W. Redstreake (R)	Susan M. DiGregorio (D)	Write-in Totals	Total Votes Cast	Overvotes	Undervotes	
Laurel Springs District 1	273	321	7	601	0	485	1,086
Laurel Springs District 2	366	342	3	711	2	445	1,158
Laurel Springs Provisional	23	20	0	43	0	37	80
Laurel Springs EV Emergency	0	0	0	0	0	0	0
Totals	662	683	10	1,355	2	967	2,324

November 5, 2024

		Members of Council Lawnside Borough					
		VOTE FOR 2					
	Ronald DeAbreu (D)	Dawn Wright-McLeod (D)	Write-in Totals	Total Votes Cast	Overvotes	Undervotes	Contest Total
Lawnside District 1	667	687	6	1,360	0	188	1,548
Lawnside District 2	627	653	5	1,285	0	245	1,530
Lawnside Provisional	51	56	1	108	0	30	138
Lawnside EV Emergency	0	0	0	0	0	0	0
Totals	1,345	1,396	12	2,753	0	463	3,216

November 5, 2024

Members of Council Lindenwold Borough		VOTE FOR 2						Contest Total
	Cheryle Randolph-Sharpe (D)	Odessa Patton (D)	Write-in Totals	Total Votes Cast	Overvotes	Undervotes		
Lindenwold District 1	531	520	14	1,065	0	571	1,636	
Lindenwold District 2	560	552	5	1,117	0	489	1,606	
Lindenwold District 3	432	423	8	863	0	341	1,204	
Lindenwold District 4	682	682	9	1,373	0	489	1,862	
Lindenwold District 5	359	355	0	714	0	212	926	
Lindenwold District 6	581	565	2	1,148	0	288	1,436	
Lindenwold District 7	275	271	1	547	0	161	708	
Lindenwold District 8	579	575	8	1,162	0	374	1,536	
Lindenwold District 9	361	357	3	721	0	303	1,024	
Lindenwold Provisional	183	179	0	362	0	184	546	
Lindenwold EV Emergency	0	0	0	0	0	0	0	
Totals	4,543	4,479	50	9,072	0	3,412	12,484	

November 5, 2024

Members of Council Magnolia Borough		VOTE FOR 2						
	No Nomination Made	Shelley Wilson (D)	Shawn Parker (D)	Write-in Totals	Total Votes Cast	Overvotes	Undervotes	Contest Total
Magnolia District 1	0	403	400	15	818	0	330	1,148
Magnolia District 2	0	313	309	2	624	0	338	962
Magnolia District 3	0	382	378	4	764	0	350	1,114
Magnolia District 4	0	417	421	3	841	0	377	1,218
Magnolia Provisional	0	62	60	0	122	0	72	194
Magnolia EV Emergency	0	0	0	0	0	0	0	0
Totals	0	1,577	1,568	24	3,169	0	1,467	4,636

November 5, 2024

		Members of Council Merchantville Borough						
		VOTE FOR 2						
		Daniel J. Sperrazza (D)	Eric P. Benjamin (D)	Write-in Totals	Total Votes Cast	Overvotes	Undervotes	Contest Total
Merchantville District 1		580	585	9	1,174	0	524	1,698
Merchantville District 2		390	397	20	807	0	343	1,150
Merchantville District 3		315	315	4	634	0	320	954
Merchantville Provisional		44	44	2	90	0	54	144
Merchantville EV Emergency		0	0	0	0	0	0	0
Totals		1,329	1,341	35	2,705	0	1,241	3,946

2024 Camden County General

OFFICIAL RESULTS
Joseph Ripa, County Clerk
Camden County

November 5, 2024

	Member of Council - Unexpired Term Oaklyn Borough					
	Sarah McCleery-Cairns (D)	Write-in Totals	Total Votes Cast	Overvotes	Undervotes	Contest Total
Oaklyn District 1	397	4	401	0	142	543
Oaklyn District 2	355	0	355	0	205	560
Oaklyn District 3	406	5	411	0	180	591
Oaklyn District 4	399	2	401	0	158	559
Oaklyn Provisional	35	1	36	0	28	64
Oaklyn EV Emergency	0	0	0	0	0	0
Totals	1,592	12	1,604	0	713	2,317

November 5, 2024

		Members of Council Oaklyn Borough						
		VOTE FOR 2						
		Nancy MacGregor (D)	David T. Wright (D)	Write-in Totals	Total Votes Cast	Overvotes	Undervotes	Contest Total
Oaklyn District 1		420	409	6	835	0	251	1,086
Oaklyn District 2		376	366	0	742	0	378	1,120
Oaklyn District 3		424	413	9	846	0	336	1,182
Oaklyn District 4		424	410	3	837	2	279	1,118
Oaklyn Provisional		41	39	0	80	0	48	128
Oaklyn EV Emergency		0	0	0	0	0	0	0
Totals		1,685	1,637	18	3,340	2	1,292	4,634

November 5, 2024

Members of Township Committee Pennsauken Township		VOTE FOR 2							Contest Total
	Marco DiBattista (D)	Jessica Rafeh (D)	Nhuan Van (I)	Write-in Totals	Total Votes Cast	Overvotes	Undervotes		
Pennsauken District 1	399	397	39	2	837	4	343	1,184	
Pennsauken District 2	683	679	36	1	1,399	2	405	1,806	
Pennsauken District 3	474	481	37	1	993	4	411	1,408	
Pennsauken District 4	596	616	58	3	1,273	10	387	1,670	
Pennsauken District 5	364	377	43	4	788	0	326	1,114	
Pennsauken District 6	724	737	69	6	1,536	2	662	2,200	
Pennsauken District 7	455	462	44	1	962	6	468	1,436	
Pennsauken District 8	423	433	40	3	899	0	355	1,254	
Pennsauken District 9	341	330	34	2	707	2	389	1,098	
Pennsauken District 10	385	388	36	6	815	4	325	1,144	
Pennsauken District 11	475	472	31	4	982	0	436	1,418	
Pennsauken District 12	328	319	18	2	667	6	321	994	
Pennsauken District 13	380	397	44	7	828	6	432	1,266	
Pennsauken District 14	438	432	28	2	900	0	356	1,256	
Pennsauken District 15	430	425	26	0	881	2	325	1,208	
Pennsauken District 16	299	296	14	1	610	4	236	850	
Pennsauken District 17	574	569	43	10	1,196	10	522	1,728	
Pennsauken District 18	607	628	66	2	1,303	2	547	1,852	
Pennsauken District 19	335	326	33	4	698	4	254	956	
Pennsauken District 20	325	328	10	2	665	0	163	828	
Pennsauken District 21	323	334	24	1	682	2	372	1,056	
Pennsauken District 22	368	370	22	1	761	2	327	1,090	
Pennsauken District 23	363	366	42	3	774	2	374	1,150	
Pennsauken District 24	222	222	26	0	470	0	154	624	
Pennsauken Provisional	403	401	43	2	849	10	489	1,348	
Pennsauken EV Emergency	0	0	0	0	0	0	0	0	
Totals	10,714	10,785	906	70	22,475	84	9,379	31,938	

November 5, 2024

		Members of Council Pine Hill Borough						
		VOTE FOR 2						
		Christopher T. Morris, Jr. (D)	John Robb (D)	Write-in Totals	Total Votes Cast	Overvotes	Undervotes	Contest Total
Pine Hill District 1		592	576	10	1,178	0	538	1,716
Pine Hill District 2		519	508	8	1,035	0	665	1,700
Pine Hill District 3		613	611	11	1,235	0	647	1,882
Pine Hill District 4		537	519	4	1,060	0	432	1,492
Pine Hill District 5		506	488	13	1,007	0	727	1,734
Pine Hill District 6		236	237	2	475	2	169	646
Pine Hill Provisional		122	120	0	242	2	130	374
Pine Hill EV Emergency		0	0	0	0	0	0	0
Totals		3,125	3,059	48	6,232	4	3,308	9,544

November 5, 2024

		Members of Council Runnemede Borough					
		VOTE FOR 2					
	Eleanor Kelly (D)	Ed White (D)	Write-in Totals	Total Votes Cast	Overvotes	Undervotes	Contest Total
Runnemede District 1	306	317	12	635	0	435	1,070
Runnemede District 2	460	458	7	925	0	555	1,480
Runnemede District 3	345	348	10	703	0	417	1,120
Runnemede District 4	416	424	8	848	2	456	1,306
Runnemede District 5	574	560	19	1,153	0	595	1,748
Runnemede District 6	457	475	16	948	0	624	1,572
Runnemede Provisional	85	81	0	166	0	88	254
Runnemede EV Emergency	0	0	0	0	0	0	0
Totals	2,643	2,663	72	5,378	2	3,170	8,550

November 5, 2024

		Members of Council Somerdale Borough						
		VOTE FOR 2						
		Nicholas Loberto (D)	George Ehrmann (D)	Write-in Totals	Total Votes Cast	Overvotes	Undervotes	Contest Total
Somerdale District 1		656	641	5	1,302	2	748	2,052
Somerdale District 2		415	406	1	822	0	374	1,196
Somerdale District 3		386	379	6	771	0	271	1,042
Somerdale District 4		388	375	6	769	0	351	1,120
Somerdale Provisional		53	51	0	104	0	94	198
Somerdale EV Emergency		0	0	0	0	0	0	0
Totals		1,898	1,852	18	3,768	2	1,838	5,608

2024 Camden County General

OFFICIAL RESULTS
Joseph Ripa, County Clerk
Camden County

November 5, 2024

Member of Council - Unexpired Term Stratford Borough		VOTE FOR 1					
	Robert Stone (R)	Bob Bove (D)	Write-in Totals	Total Votes Cast	Overvotes	Undervotes	Contest Total
Stratford District 1	181	257	1	439	0	31	470
Stratford District 2	241	320	0	561	0	59	620
Stratford District 3	216	322	0	538	2	69	609
Stratford District 4	311	408	0	719	1	65	785
Stratford District 5	107	278	0	385	0	69	454
Stratford District 6	271	363	0	634	1	58	693
Stratford Provisional	50	64	0	114	2	14	130
Stratford EV Emergency	0	0	0	0	0	0	0
Totals	1,377	2,012	1	3,390	6	365	3,761

November 5, 2024

		Members of Council Stratford Borough									
		VOTE FOR 2									
		Michael DiGiacomo (R)	Adrienne Mirenda (R)	Dawn Martin (D)	Stephen Gandy (D)	Write-in Totals	Total Votes Cast	Overvotes	Undervotes	Contest Total	
Stratford District 1		192	179	262	256	2	891	0	49	940	
Stratford District 2		259	250	327	322	0	1,158	2	80	1,240	
Stratford District 3		216	197	346	333	0	1,092	2	124	1,218	
Stratford District 4		349	327	417	388	2	1,483	0	87	1,570	
Stratford District 5		124	116	303	282	0	825	0	83	908	
Stratford District 6		293	263	373	359	1	1,289	2	95	1,386	
Stratford Provisional		49	49	67	68	0	233	2	25	260	
Stratford EV Emergency		0	0	0	0	0	0	0	0	0	
Totals		1,482	1,381	2,095	2,008	5	6,971	8	543	7,522	

November 5, 2024

Members of Township Committee Voorhees Township		VOTE FOR 2						
	Michelle Nocito (D)	Jason Ravitz (D)	Maisha Aziz (I)	Write-in Totals	Total Votes Cast	Overvotes	Undervotes	Contest Total
Voorhees District 1	728	674	96	7	1,505	12	603	2,120
Voorhees District 2	622	598	77	12	1,309	6	699	2,014
Voorhees District 3	610	573	77	5	1,265	2	571	1,838
Voorhees District 4	502	499	49	0	1,050	20	496	1,566
Voorhees District 5	583	571	75	8	1,237	8	463	1,708
Voorhees District 6	630	603	66	8	1,307	2	655	1,964
Voorhees District 7	393	384	41	7	825	4	269	1,098
Voorhees District 8	828	805	68	3	1,704	4	666	2,374
Voorhees District 9	641	606	79	20	1,346	0	726	2,072
Voorhees District 10	513	463	68	4	1,048	4	462	1,514
Voorhees District 11	504	488	66	31	1,089	0	513	1,602
Voorhees District 12	412	390	63	4	869	6	511	1,386
Voorhees District 13	641	625	56	4	1,326	8	540	1,874
Voorhees District 14	440	434	43	6	923	0	407	1,330
Voorhees District 15	603	577	43	7	1,230	4	500	1,734
Voorhees District 16	382	364	37	4	787	4	429	1,220
Voorhees District 17	388	389	4	2	783	2	299	1,084
Voorhees District 18	428	426	43	4	901	0	347	1,248
Voorhees District 19	527	527	35	9	1,098	2	400	1,500
Voorhees Provisional	413	395	56	3	867	0	489	1,356
Voorhees EV Emergency	0	0	0	0	0	0	0	0
Totals	10,788	10,391	1,142	148	22,469	88	10,045	32,602

November 5, 2024

	Member of Township Committee Waterford Township					
	Andrew L. Wade (I)	Write-in Totals	Total Votes Cast	Overvotes	Undervotes	Contest Total
Waterford District 1	380	24	404	0	471	875
Waterford District 2	384	13	397	0	499	896
Waterford District 3	306	16	322	0	352	674
Waterford District 4	291	19	310	0	409	719
Waterford District 5	333	13	346	0	399	745
Waterford District 6	184	14	198	0	323	521
Waterford District 7	384	29	413	0	503	916
Waterford District 8	234	8	242	0	250	492
Waterford Provisional	74	0	74	0	112	186
Waterford EV Emergency	0	0	0	0	0	0
Totals	2,570	136	2,706	0	3,318	6,024

2024 Camden County General

OFFICIAL RESULTS
Joseph Ripa, County Clerk
Camden County

November 5, 2024

	Member of Township Committee Winslow Township - Ward 1						
	Brandon Glikas (R)	Louis Parzanese (D)	Write-in Totals	Total Votes Cast	Overvotes	Undervotes	Contest Total
Winslow Ward 1 District 1	503	357	0	860	1	37	898
Winslow Ward 1 District 2	501	258	0	759	2	44	805
Winslow Ward 1 District 3	370	194	1	565	1	25	591
Winslow Ward 1 District 4	521	482	0	1,003	1	48	1,052
Winslow Ward 1 District 5	557	369	0	926	1	46	973
Winslow Ward 1 District 6	288	372	0	660	0	52	712
Winslow Ward 1 Provisional	81	62	0	143	1	20	164
Winslow Ward 1 EV Emergency	0	0	0	0	0	0	0
Totals	2,821	2,094	1	4,916	7	272	5,195

November 5, 2024

	Member of Township Committee Winslow Township - Ward 2						
	Giovanny Ortiz (R)	Darrius Peoples (D)	Write-in Totals	Total Votes Cast	Overvotes	Undervotes	Contest Total
Winslow Ward 2 District 1	588	1,111	1	1,700	1	139	1,840
Winslow Ward 2 District 2	362	504	0	866	1	70	937
Winslow Ward 2 District 3	462	647	0	1,109	0	109	1,218
Winslow Ward 2 District 4	292	382	1	675	0	82	757
Winslow Ward 2 District 5	142	554	1	697	0	57	754
Winslow Ward 2 Provisional	66	126	0	192	0	25	217
Winslow Ward 2 EV Emergency	0	0	0	0	0	0	0
Totals	1,912	3,324	3	5,239	2	482	5,723

2024 Camden County General

OFFICIAL RESULTS
Joseph Ripa, County Clerk
Camden County

November 5, 2024

	Member of Township Committee Winslow Township - Ward 3						
	Linda A. Young (R)	Raymond Watkins, Jr. (D)	Write-in Totals	Total Votes Cast	Overvotes	Undervotes	Contest Total
Winslow Ward 3 District 1	127	839	1	967	1	70	1,038
Winslow Ward 3 District 2	73	611	0	684	1	41	726
Winslow Ward 3 District 3	121	583	0	704	1	51	756
Winslow Ward 3 District 4	131	604	0	735	1	46	782
Winslow Ward 3 District 5	128	745	0	873	2	61	936
Winslow Ward 3 Provisional	28	148	0	176	0	20	196
Winslow Ward 3 EV Emergency	0	0	0	0	0	0	0
Totals	608	3,530	1	4,139	6	289	4,434

November 5, 2024

	Member of Township Committee Winslow Township - Ward 4						
	Kaylee Pou (R)	John Wilson (D)	Write-in Totals	Total Votes Cast	Overvotes	Undervotes	Contest Total
Winslow Ward 4 District 1	267	295	0	562	0	69	631
Winslow Ward 4 District 2	291	742	2	1,035	3	75	1,113
Winslow Ward 4 District 3	357	911	1	1,269	0	102	1,371
Winslow Ward 4 District 4	313	590	0	903	0	69	972
Winslow Ward 4 District 5	270	791	1	1,062	2	108	1,172
Winslow Ward 4 Provisional	65	111	1	177	0	19	196
Winslow Ward 4 EV Emergency	0	0	0	0	0	0	0
Totals	1,563	3,440	5	5,008	5	442	5,455

2024 Camden County General

OFFICIAL RESULTS
Joseph Ripa, County Clerk
Camden County

November 5, 2024

Member of Council - Unexpired Term Woodlynne		VOTE FOR 1				
	Dion Burdett, Sr. (D)	Write-in Totals	Total Votes Cast	Overvotes	Undervotes	Contest Total
Woodlynne District 1	303	6	309	0	124	433
Woodlynne District 2	271	3	274	0	101	375
Woodlynne Provisional	22	0	22	0	11	33
Overseas	0	0	0	0	0	0
Totals	596	9	605	0	236	841

November 5, 2024

Members of Council Woodlynne Borough		VOTE FOR 2					
	Sharon Earley (D)	Wilfredo Rodriguez (D)	Write-in Totals	Total Votes Cast	Overvotes	Undervotes	Contest Total
Woodlynne District 1	314	303	16	633	0	233	866
Woodlynne District 2	264	273	7	544	0	206	750
Woodlynne Provisional	22	20	0	42	0	24	66
Overseas	0	0	0	0	0	0	0
Totals	600	596	23	1,219	0	463	1,682

November 5, 2024

Member of Local Board of Education - Unexpired Term		Audubon School District					VOTE FOR 1		Contest Total
	Sara Joy Kühlen	Write-in Totals	Total Votes Cast	Overvotes	Undervotes				
Audubon District 1	437	7	444	0	168	612			
Audubon District 2	341	7	348	1	112	461			
Audubon District 3	582	4	586	1	194	781			
Audubon District 4	406	3	409	1	124	534			
Audubon District 5	496	5	501	0	182	683			
Audubon District 6	605	5	610	1	219	830			
Audubon District 7	387	5	392	1	158	551			
Audubon District 8	478	18	496	1	174	671			
Audubon Provisional	125	2	127	0	54	181			
Audubon EV Emergency	0	0	0	0	0	0			
Audubon Park District 1	293	4	297	1	243	541			
Audubon Park Provisional	19	0	19	0	18	37			
Audubon Park EV Emergency	0	0	0	0	0	0			
Totals	4,169	60	4,229	7	1,646	5,882			

November 5, 2024

		Members of Local Board of Education Audubon School District									
		VOTE FOR 3									
		Danielle Mitchell	Brian Burns	Andrea Robinson	Allison Cox	Write-in Totals	Total Votes Cast	Overvotes	Undervotes	Contest Total	
Audubon District 1		374	237	319	312	2	1,244	75	517	1,836	
Audubon District 2		294	201	283	225	8	1,011	21	351	1,383	
Audubon District 3		512	335	497	416	8	1,768	57	518	2,343	
Audubon District 4		349	218	320	276	8	1,171	60	371	1,602	
Audubon District 5		422	299	384	365	15	1,485	39	525	2,049	
Audubon District 6		535	352	492	428	3	1,810	78	602	2,490	
Audubon District 7		324	217	310	256	8	1,115	66	472	1,653	
Audubon District 8		420	300	384	369	23	1,496	33	484	2,013	
Audubon Provisional		103	68	93	73	2	339	24	180	543	
Audubon EV Emergency		0	0	0	0	0	0	0	0	0	
Audubon Park District 1		221	337	214	182	11	965	36	622	1,623	
Audubon Park Provisional		14	20	13	7	4	58	6	47	111	
Audubon Park EV Emergency		0	0	0	0	0	0	0	0	0	
Totals		3,568	2,584	3,309	2,909	92	12,462	495	4,689	17,646	

November 5, 2024

	Members of Local Board of Education Barrington School District									
	Kristin Lampe	Mark Correa	No Nomination Made	Write-in Totals	Total Votes Cast	Overvotes	Undervotes	Contest Total		
Barrington District 1	653	562	0	94	1,309	0	1,511	2,820		
Barrington District 2	502	450	0	59	1,011	0	1,224	2,235		
Barrington District 3	554	492	0	73	1,119	3	1,305	2,427		
Barrington District 4	643	516	0	63	1,222	0	1,574	2,796		
Barrington District 5	242	230	0	24	496	0	539	1,035		
Barrington Provisional	64	58	0	4	126	3	225	354		
Barrington EV Emergency	0	0	0	0	0	0	0	0		
Totals	2,658	2,308	0	317	5,283	6	6,378	11,667		

November 5, 2024

		Members of Local Board of Education Bellmawr School District						VOTE FOR 2			
	Robert Fowler	Michael McMaster	Danielle Hoban	Blake Przybyszewski	Write-in Totals	Total Votes Cast	Overvotes	Undervotes	Contest Total		
Bellmawr District 1	421	279	375	251	23	1,349	90	593	2,032		
Bellmawr District 2	380	248	386	280	12	1,306	58	552	1,916		
Bellmawr District 3	341	200	280	226	4	1,051	48	463	1,562		
Bellmawr District 4	332	192	380	192	13	1,109	20	295	1,424		
Bellmawr District 5	220	132	247	165	5	769	38	485	1,292		
Bellmawr District 6	309	238	333	202	11	1,093	74	439	1,606		
Bellmawr District 7	278	190	264	205	8	945	34	365	1,344		
Bellmawr Provisional	88	46	74	48	0	256	8	144	408		
Bellmawr EV Emergency	0	0	0	0	0	0	0	0	0		
Totals	2,369	1,525	2,339	1,569	76	7,878	370	3,336	11,584		

November 5, 2024

Member of Local Board of Education - Unexpired Term Berlin Borough School District		VOTE FOR 1				
	Steven Torres	Write-in Totals	Total Votes Cast	Overvotes	Undervotes	Contest Total
Berlin Boro District 1	611	9	620	1	346	967
Berlin Boro District 2	692	14	706	1	339	1,046
Berlin Boro District 3	714	10	724	0	360	1,084
Berlin Boro District 4	660	11	671	0	281	952
Berlin Boro District 5	317	6	323	1	164	488
Berlin Boro Provisional	93	3	96	1	49	146
Berlin Boro EV Emergency	0	0	0	0	0	0
Totals	3,087	53	3,140	4	1,539	4,683

November 5, 2024

Members of Local Board of Education Berlin Borough School District		VOTE FOR 3						
	Alison Moyer	Brandy Titus	Michelle Scheffer	Write-in Totals	Total Votes Cast	Overvotes	Undervotes	Contest Total
Berlin Boro District 1	572	561	559	12	1,704	6	1,191	2,901
Berlin Boro District 2	668	657	656	27	2,008	0	1,130	3,138
Berlin Boro District 3	707	675	664	19	2,065	0	1,187	3,252
Berlin Boro District 4	612	611	611	28	1,862	0	994	2,856
Berlin Boro District 5	298	295	298	14	905	0	559	1,464
Berlin Boro Provisional	85	80	84	1	250	0	188	438
Berlin Boro EV Emergency	0	0	0	0	0	0	0	0
Totals	2,942	2,879	2,872	101	8,794	6	5,249	14,049

November 5, 2024

	Member of Local Board of Education - Unexpired Term Berlin Township School District					
	No Nomination Made	Write-in Totals	Total Votes Cast	Overvotes	Undervotes	Contest Total
Berlin Twp District 1	0	14	14	0	1,224	1,238
Berlin Twp District 2	0	14	14	0	453	467
Berlin Twp District 3	0	6	6	0	394	400
Berlin Twp District 4	0	22	22	0	848	870
Berlin Twp Provisional	0	0	0	0	102	102
Berlin Twp EV Emergency	0	0	0	0	0	0
Totals	0	56	56	0	3,021	3,077

November 5, 2024

Members of Local Board of Education Berlin Township School District		VOTE FOR 3						
	Kimberly Reed	William Brian Davis	Lisa Hill-Muff	Write-in Totals	Total Votes Cast	Overvotes	Undervotes	Contest Total
Berlin Twp District 1	842	807	793	27	2,469	3	1,242	3,714
Berlin Twp District 2	319	308	296	11	934	6	461	1,401
Berlin Twp District 3	276	271	265	5	817	0	383	1,200
Berlin Twp District 4	594	566	561	33	1,754	3	853	2,610
Berlin Twp Provisional	62	56	55	1	174	3	129	306
Berlin Twp EV Emergency	0	0	0	0	0	0	0	0
Totals	2,093	2,008	1,970	77	6,148	15	3,068	9,231

November 5, 2024

Member of Local Board of Education - Unexpired Term Brooklawn School District		VOTE FOR 1				
	Hailey Guildin	Write-in Totals	Total Votes Cast	Overvotes	Undervotes	Contest Total
Brooklawn District 1	630	16	646	1	227	874
Brooklawn Provisional	20	0	20	0	5	25
Brooklawn EV Emergency	0	0	0	0	0	0
Totals	650	16	666	1	232	899

November 5, 2024

		Members of Local Board of Education Brooklawn School District					
		VOTE FOR 2					
	Christina Stewart	Kyrstlin MacAdams	Write-in Totals	Total Votes Cast	Overvotes	Undervotes	Contest Total
Brooklawn District 1	598	613	25	1,236	0	512	1,748
Brooklawn Provisional	20	17	0	37	0	13	50
Brooklawn EV Emergency	0	0	0	0	0	0	0
Totals	618	630	25	1,273	0	525	1,798

November 5, 2024

	Member of Local Board of Education - Unexpired Term - One Year Camden City School District						Member of Local Board of Education - Unexpired Term - Two Years Camden City School District					
	Wanda Garcia	Write-in Totals	Total Votes Cast	Overvotes	Undervotes	Contest Total	Maria Perez	Write-in Totals	Total Votes Cast	Overvotes	Undervotes	Contest Total
Camden Ward 1 District 1	118	4	122	0	73	195	113	3	116	0	79	195
Camden Ward 1 District 2	252	6	258	0	143	401	225	4	229	0	172	401
Camden Ward 1 District 3	266	3	269	1	173	443	274	2	276	0	167	443
Camden Ward 1 District 4	206	4	210	2	101	313	198	4	202	2	109	313
Camden Ward 1 District 5	228	6	234	0	161	395	210	7	217	0	178	395
Camden Ward 1 District 6	320	3	323	1	178	502	321	4	325	0	177	502
Camden Ward 1 District 7	125	3	128	0	116	244	127	3	130	0	114	244
Camden Ward 1 District 8	284	6	290	0	125	415	273	2	275	0	140	415
Camden Ward 1 District 9	278	2	280	0	173	453	272	1	273	0	180	453
Camden Ward 1 District 10	304	4	308	0	167	475	299	4	303	0	172	475
Camden Ward 1 Provisional	175	3	178	1	175	354	182	2	184	2	168	354
Camden Ward 1 EV Emergency	0	0	0	0	0	0	0	0	0	0	0	0
Camden Ward 2 District 1	189	7	196	0	84	280	180	3	183	1	96	280
Camden Ward 2 District 2	241	7	248	0	112	360	235	7	242	0	118	360
Camden Ward 2 District 3	296	7	303	0	156	459	294	4	298	0	161	459
Camden Ward 2 District 4	161	3	164	0	97	261	157	3	160	0	101	261
Camden Ward 2 District 5	132	2	134	0	123	257	126	2	128	0	129	257
Camden Ward 2 District 6	331	3	334	3	214	551	323	2	325	2	224	551
Camden Ward 2 District 7	154	1	155	0	239	394	161	0	161	0	233	394
Camden Ward 2 District 8	333	6	339	0	208	547	318	5	323	0	224	547
Camden Ward 2 District 9	387	3	390	1	205	596	372	3	375	1	220	596
Camden Ward 2 District 10	202	1	203	0	81	284	193	2	195	0	89	284
Camden Ward 2 District 11	139	2	141	0	118	259	138	2	140	0	119	259
Camden Ward 2 Provisional	194	4	198	0	202	400	186	3	189	0	211	400
Camden Ward 2 EV Emergency	0	0	0	0	0	0	0	0	0	0	0	0
Camden Ward 3 District 1	233	7	240	3	76	319	223	7	230	2	87	319
Camden Ward 3 District 2	303	7	310	3	152	465	294	7	301	3	161	465
Camden Ward 3 District 3	145	1	146	1	228	375	136	1	137	1	237	375
Camden Ward 3 District 4	243	1	244	2	157	403	228	2	230	3	170	403
Camden Ward 3 District 5	182	4	186	5	83	274	181	6	187	2	85	274
Camden Ward 3 District 6	303	8	311	2	143	456	294	4	298	3	155	456

2024 Camden County General

OFFICIAL RESULTS
Joseph Ripa, County Clerk
Camden County

November 5, 2024

	Member of Local Board of Education - Unexpired Term - One Year Camden City School District						Member of Local Board of Education - Unexpired Term - Two Years Camden City School District					
	Wanda Garcia	Write-in Totals	Total Votes Cast	Overvotes	Undervotes	Contest Total	Maria Perez	Write-in Totals	Total Votes Cast	Overvotes	Undervotes	Contest Total
Camden Ward 3 District 7	289	7	296	1	100	397	270	6	276	1	120	397
Camden Ward 3 District 8	378	8	386	1	145	532	357	7	364	0	168	532
Camden Ward 3 District 9	361	6	367	1	267	635	342	6	348	1	286	635
Camden Ward 3 Provisional	191	0	191	2	163	356	183	0	183	1	172	356
Camden Ward 3 EV Emergency	0	0	0	0	0	0	0	0	0	0	0	0
Camden Ward 4 District 1	224	3	227	0	137	364	215	3	218	1	145	364
Camden Ward 4 District 2	208	1	209	0	125	334	195	1	196	0	138	334
Camden Ward 4 District 3	175	1	176	1	72	249	163	1	164	1	84	249
Camden Ward 4 District 4	220	4	224	2	167	393	212	4	216	1	176	393
Camden Ward 4 District 5	171	3	174	2	124	300	168	4	172	0	128	300
Camden Ward 4 District 6	282	4	286	4	178	468	297	4	301	3	164	468
Camden Ward 4 District 7	247	7	254	3	171	428	228	3	231	1	196	428
Camden Ward 4 District 8	301	3	304	2	171	477	283	4	287	2	188	477
Camden Ward 4 District 9	269	2	271	3	228	502	256	0	256	1	245	502
Camden Ward 4 District 10	306	4	310	1	107	418	299	5	304	0	114	418
Camden Ward 4 Provisional	185	1	186	1	209	396	190	1	191	0	205	396
Camden Ward 4 EV Emergency	0	0	0	0	0	0	0	0	0	0	0	0
Totals	10,531	172	10,703	49	6,627	17,379	10,191	148	10,339	35	7,005	17,379

November 5, 2024

Members of Local Board of Education Camden City School District		VOTE FOR 3						
	N'namdee Nelson	Jeanette Alvarez	Cameron Hudson	Write-in Totals	Total Votes Cast	Overvotes	Undervotes	Contest Total
Camden Ward 1 District 1	105	103	101	10	319	0	266	585
Camden Ward 1 District 2	210	211	199	14	634	0	569	1,203
Camden Ward 1 District 3	247	245	231	4	727	0	602	1,329
Camden Ward 1 District 4	168	165	148	9	490	6	443	939
Camden Ward 1 District 5	189	187	177	12	565	3	617	1,185
Camden Ward 1 District 6	289	277	271	3	840	0	666	1,506
Camden Ward 1 District 7	107	107	102	8	324	0	408	732
Camden Ward 1 District 8	251	239	235	12	737	0	508	1,245
Camden Ward 1 District 9	259	253	239	5	756	0	603	1,359
Camden Ward 1 District 10	271	270	253	12	806	0	619	1,425
Camden Ward 1 Provisional	144	155	138	10	447	0	615	1,062
Camden Ward 1 EV Emergency	0	0	0	0	0	0	0	0
Camden Ward 2 District 1	164	159	157	7	487	0	353	840
Camden Ward 2 District 2	235	215	206	22	678	3	399	1,080
Camden Ward 2 District 3	275	264	246	19	804	0	573	1,377
Camden Ward 2 District 4	134	135	136	9	414	0	369	783
Camden Ward 2 District 5	130	118	114	6	368	0	403	771
Camden Ward 2 District 6	311	278	279	10	878	6	769	1,653
Camden Ward 2 District 7	146	144	139	1	430	0	752	1,182
Camden Ward 2 District 8	285	279	278	8	850	0	791	1,641
Camden Ward 2 District 9	339	343	332	10	1,024	0	764	1,788
Camden Ward 2 District 10	174	176	165	4	519	0	333	852
Camden Ward 2 District 11	115	120	113	7	355	0	422	777
Camden Ward 2 Provisional	155	164	148	9	476	0	724	1,200
Camden Ward 2 EV Emergency	0	0	0	0	0	0	0	0
Camden Ward 3 District 1	203	207	199	22	631	6	320	957
Camden Ward 3 District 2	257	278	248	20	803	9	583	1,395
Camden Ward 3 District 3	117	125	109	0	351	3	771	1,125
Camden Ward 3 District 4	198	212	197	3	610	6	593	1,209
Camden Ward 3 District 5	156	161	149	8	474	6	342	822
Camden Ward 3 District 6	257	272	251	13	793	0	575	1,368
Camden Ward 3 District 7	229	234	217	17	697	3	491	1,191

November 5, 2024

Members of Local Board of Education Camden City School District		VOTE FOR 3						Contest Total
	N'namdee Nelson	Jeanette Alvarez	Cameron Hudson	Write-in Totals	Total Votes Cast	Overvotes	Undervotes	
Camden Ward 3 District 8	312	325	301	11	949	0	647	1,596
Camden Ward 3 District 9	292	319	274	10	895	3	1,007	1,905
Camden Ward 3 Provisional	152	165	147	0	464	0	604	1,068
Camden Ward 3 EV Emergency	0	0	0	0	0	0	0	0
Camden Ward 4 District 1	183	207	174	4	568	0	524	1,092
Camden Ward 4 District 2	159	176	141	5	481	0	521	1,002
Camden Ward 4 District 3	150	152	142	2	446	3	298	747
Camden Ward 4 District 4	179	189	175	16	559	3	617	1,179
Camden Ward 4 District 5	133	158	133	3	427	3	470	900
Camden Ward 4 District 6	240	268	231	12	751	9	644	1,404
Camden Ward 4 District 7	196	212	186	12	606	3	675	1,284
Camden Ward 4 District 8	233	260	225	7	725	3	703	1,431
Camden Ward 4 District 9	214	236	203	0	653	3	850	1,506
Camden Ward 4 District 10	279	281	267	14	841	0	413	1,254
Camden Ward 4 Provisional	137	164	130	3	434	0	754	1,188
Camden Ward 4 EV Emergency	0	0	0	0	0	0	0	0
Totals	8,979	9,208	8,506	393	27,086	81	24,970	52,137

November 5, 2024

Members of Local Board of Education Cherry Hill School District

VOTE FOR 3

	Dean Drizin	Harvey Vazquez	Bridget Palmer	Kurt Braddock	Quadsia Birat Niaz	Omar Alkahily	Ava Friddell	David M. Bercovitch	Samia Mian	Nouruz Chowdhury	Write-in Totals	Total Votes Cast	Overvotes	Undervotes
Cherry Hill District 1	317	194	322	244	147	46	227	186	130	49	14	1,876	48	683
Cherry Hill District 2	256	245	272	185	168	57	242	200	93	46	7	1,771	51	707
Cherry Hill District 3	229	245	260	198	140	51	210	167	93	37	11	1,641	42	705
Cherry Hill District 4	286	227	324	213	170	50	246	204	89	51	8	1,868	6	691
Cherry Hill District 5	283	240	285	169	177	51	236	165	83	44	12	1,745	15	982
Cherry Hill District 6	201	156	214	145	131	41	150	144	100	41	10	1,333	42	545
Cherry Hill District 7	254	196	268	206	149	50	187	189	72	44	8	1,623	39	711
Cherry Hill District 8	219	214	227	147	154	38	207	138	73	40	13	1,470	15	477
Cherry Hill District 9	476	372	398	260	248	91	359	360	152	82	12	2,810	99	1,468
Cherry Hill District 10	203	173	226	174	110	30	157	121	56	45	3	1,298	30	571
Cherry Hill District 11	343	292	308	225	174	67	216	217	116	50	4	2,012	18	766
Cherry Hill District 12	271	222	279	213	180	36	213	216	104	50	9	1,793	48	835
Cherry Hill District 13	259	194	353	290	134	33	178	175	102	36	4	1,758	12	579
Cherry Hill District 14	218	162	285	193	139	39	175	130	113	48	9	1,511	21	547
Cherry Hill District 15	290	227	293	225	163	50	259	236	108	49	7	1,907	33	718
Cherry Hill District 16	222	226	251	196	96	25	131	201	89	40	6	1,483	18	455
Cherry Hill District 17	267	249	345	220	220	66	240	193	128	52	7	1,987	45	695
Cherry Hill District 18	233	171	230	162	121	27	154	168	92	32	9	1,399	24	665
Cherry Hill District 19	216	200	241	198	154	54	160	202	111	47	6	1,589	42	535
Cherry Hill District 20	538	368	613	446	305	77	430	375	204	91	4	3,451	96	1,307
Cherry Hill District 21	297	299	313	216	199	54	234	221	116	45	10	2,004	39	627
Cherry Hill District 22	318	238	345	291	185	53	226	237	115	48	4	2,060	21	574
Cherry Hill District 23	315	316	268	181	233	60	235	318	124	48	17	2,115	45	708
Cherry Hill District 24	270	221	301	221	188	40	196	241	114	39	10	1,841	24	682
Cherry Hill District 25	244	187	263	189	119	24	179	167	89	34	2	1,497	42	663
Cherry Hill District 26	372	279	469	384	228	56	274	290	196	65	8	2,621	57	922
Cherry Hill District 27	257	195	263	236	154	42	185	244	126	56	11	1,769	15	748
Cherry Hill District 28	288	211	327	244	182	55	249	222	153	105	18	2,054	33	718
Cherry Hill District 29	336	270	361	280	198	56	266	247	127	71	11	2,223	48	738
Cherry Hill District 30	179	131	193	155	88	21	93	188	60	39	1	1,148	9	403
Cherry Hill District 31	320	307	324	197	235	62	299	258	112	68	3	2,185	51	944
Cherry Hill District 32	105	109	115	67	81	20	94	82	30	19	1	723	30	579

November 5, 2024

Members of Local Board of Education Cherry Hill School District

VOTE FOR 3

	Dean Drizin	Harvey Vazquez	Bridget Palmer	Kurt Braddock	Quadsia Birat Niaz	Omar Alkahily	Ava Friddell	David M. Bercovitch	Samia Mian	Nouruz Chowdhury	Write-in Totals	Total Votes Cast	Overvotes	Undervotes
Cherry Hill District 33	351	242	357	282	188	73	256	272	118	75	11	2,225	24	826
Cherry Hill District 34	297	201	331	252	127	53	198	218	144	47	8	1,876	42	596
Cherry Hill District 35	317	220	370	309	165	38	201	231	147	40	8	2,046	30	699
Cherry Hill District 36	308	171	255	199	132	30	182	375	123	61	8	1,844	75	895
Cherry Hill District 37	245	201	315	234	136	39	163	266	103	51	4	1,757	15	637
Cherry Hill District 38	228	168	272	223	98	29	139	223	94	36	13	1,523	18	484
Cherry Hill District 39	267	229	326	307	128	37	155	263	113	48	4	1,877	33	697
Cherry Hill District 40	192	181	252	208	101	28	104	165	82	35	5	1,353	6	504
Cherry Hill District 41	226	194	241	160	130	35	179	143	89	43	5	1,445	36	562
Cherry Hill District 42	182	152	233	166	105	30	120	123	71	17	2	1,201	39	404
Cherry Hill District 43	233	142	261	226	99	35	148	216	86	36	3	1,485	30	594
Cherry Hill District 44	308	187	333	264	145	54	186	263	149	69	9	1,967	36	850
Cherry Hill District 45	431	334	434	320	245	67	345	338	189	81	8	2,792	54	1,006
Cherry Hill District 46	233	194	262	198	126	40	175	200	79	43	0	1,550	42	700
Cherry Hill District 47	266	209	315	212	150	38	219	233	94	50	4	1,790	21	796
Cherry Hill District 48	152	136	136	82	106	21	134	79	53	20	7	926	48	388
Cherry Hill Provisional	414	338	390	245	271	85	323	311	166	87	29	2,659	99	1,835
Cherry Hill EV Emergency	0	0	0	0	0	0	0	0	0	0	0	0	0	0
Totals	13,532	10,835	14,619	10,857	7,822	2,254	10,134	10,621	5,370	2,450	387	88,881	1,806	35,421

November 5, 2024

Members of Local Board of Education in Cherry Hill School District	VOTE FOR	Contest Total
Cherry Hill District 1		2,607
Cherry Hill District 2		2,529
Cherry Hill District 3		2,388
Cherry Hill District 4		2,565
Cherry Hill District 5		2,742
Cherry Hill District 6		1,920
Cherry Hill District 7		2,373
Cherry Hill District 8		1,962
Cherry Hill District 9		4,377
Cherry Hill District 10		1,899
Cherry Hill District 11		2,796
Cherry Hill District 12		2,676
Cherry Hill District 13		2,349
Cherry Hill District 14		2,079
Cherry Hill District 15		2,658
Cherry Hill District 16		1,956
Cherry Hill District 17		2,727
Cherry Hill District 18		2,088
Cherry Hill District 19		2,166
Cherry Hill District 20		4,854
Cherry Hill District 21		2,670
Cherry Hill District 22		2,655
Cherry Hill District 23		2,868
Cherry Hill District 24		2,547
Cherry Hill District 25		2,202
Cherry Hill District 26		3,600

November 5, 2024

Members of Local Board of Education in Cherry Hill School District	VOTE FOR	Contest Total
Cherry Hill District 27		2,532
Cherry Hill District 28		2,805
Cherry Hill District 29		3,009
Cherry Hill District 30		1,560
Cherry Hill District 31		3,180
Cherry Hill District 32		1,332
Cherry Hill District 33		3,075
Cherry Hill District 34		2,514
Cherry Hill District 35		2,775
Cherry Hill District 36		2,814
Cherry Hill District 37		2,409
Cherry Hill District 38		2,025
Cherry Hill District 39		2,607
Cherry Hill District 40		1,863
Cherry Hill District 41		2,043
Cherry Hill District 42		1,644
Cherry Hill District 43		2,109
Cherry Hill District 44		2,853
Cherry Hill District 45		3,852
Cherry Hill District 46		2,292
Cherry Hill District 47		2,607
Cherry Hill District 48		1,362
Cherry Hill Provisional		4,593
Cherry Hill EV Emergency		0
Totals		126,108

November 5, 2024

	Members of Local Board of Education Chesilhurst School District							
	No Nomination Made	No Nomination Made	No Nomination Made	Write-in Totals	Total Votes Cast	Overvotes	Undervotes	Contest Total
Chesilhurst District 1	0	0	0	214	214	0	1,940	2,154
Chesilhurst Provisional	0	0	0	5	5	0	82	87
Chesilhurst EV Emergency	0	0	0	0	0	0	0	0
Totals	0	0	0	219	219	0	2,022	2,241

November 5, 2024

		Members of Local Board of Education Clementon School District						VOTE FOR 3		
		Gilbert Geary	Asmar Bouie	Christy Weaver	Write-in Totals	Total Votes Cast	Overvotes	Undervotes	Contest Total	
Clementon District 1		437	424	464	29	1,354	0	704	2,058	
Clementon District 2		390	373	442	18	1,223	0	613	1,836	
Clementon District 3		550	533	590	46	1,719	3	897	2,619	
Clementon Provisional		52	51	58	2	163	0	129	292	
Clementon EV Emergency		0	0	0	0	0	0	0	0	
Totals		1,429	1,381	1,554	95	4,459	3	2,343	6,805	

November 5, 2024

		Members of Local Board of Education Collingswood School District												
		VOTE FOR 3												
	Zakiya Devine	Lia Forman	Paul Groch	Rebecca Sieg	Danielle Brown	James B. DeSimone	Maggie Zmijewski	Write-in Totals	Total Votes Cast	Overvotes	Undervotes	Contest Total		
Collingswood District 1	232	199	211	228	228	117	262	5	1,482	9	282	1,773		
Collingswood District 2	281	247	236	276	304	164	355	11	1,874	18	514	2,406		
Collingswood District 3	155	129	108	173	172	80	169	5	991	9	350	1,350		
Collingswood District 4	320	279	296	199	248	137	227	3	1,709	27	460	2,196		
Collingswood District 5	175	139	122	62	110	78	89	6	781	12	329	1,122		
Collingswood District 6	224	207	193	229	238	110	262	6	1,469	0	301	1,770		
Collingswood District 7	322	267	270	283	278	142	333	18	1,913	6	466	2,385		
Collingswood District 8	255	211	215	237	215	122	264	1	1,520	21	388	1,929		
Collingswood District 9	375	299	275	376	406	177	408	8	2,324	18	553	2,895		
Collingswood District 10	217	182	172	243	245	146	225	13	1,443	12	393	1,848		
Collingswood District 11	299	253	245	237	264	124	278	11	1,711	9	476	2,196		
Collingswood District 12	164	148	137	181	181	102	208	10	1,131	9	294	1,434		
Collingswood Provisional	80	84	71	65	79	40	69	0	488	12	208	708		
Collingswood EV Emergency	0	0	0	0	0	0	0	0	0	0	0	0		
Totals	3,099	2,644	2,551	2,789	2,968	1,539	3,149	97	18,836	162	5,014	24,012		

November 5, 2024

Members of Local Board of Education Gibbsboro School District		VOTE FOR 3						
	Jennifer Stilwell	Cass McKee	No Nomination Made	Write-in Totals	Total Votes Cast	Overvotes	Undervotes	Contest Total
Gibbsboro District 1	445	434	0	46	925	0	1,103	2,028
Gibbsboro District 2	371	346	0	56	773	0	1,018	1,791
Gibbsboro Provisional	22	25	0	1	48	0	69	117
Gibbsboro EV Emergency	0	0	0	0	0	0	0	0
Totals	838	805	0	103	1,746	0	2,190	3,936

November 5, 2024

Members of Local Board of Education Gloucester City School District		VOTE FOR 3						
	Bernadette James	Michael J. Smollock	Jennifer Evans	Write-in Totals	Total Votes Cast	Overvotes	Undervotes	Contest Total
Gloucester City Ward 1 District 1	273	262	250	26	811	0	587	1,398
Gloucester City Ward 1 District 2	312	299	288	21	920	3	478	1,401
Gloucester City Ward 1 District 3	304	289	286	23	902	3	448	1,353
Gloucester City Ward 1	23	25	24	2	74	0	103	177
Gloucester City Ward 1 EV	0	0	0	0	0	0	0	0
Gloucester City Ward 2 District 1	271	268	257	25	821	0	361	1,182
Gloucester City Ward 2 District 2	384	364	351	21	1,120	3	575	1,698
Gloucester City Ward 2 District 3	522	515	483	39	1,559	0	724	2,283
Gloucester City Ward 2	39	36	37	3	115	0	62	177
Gloucester City Ward 2 EV	0	0	0	0	0	0	0	0
Gloucester City Ward 3 District 1	358	348	347	34	1,087	3	740	1,830
Gloucester City Ward 3 District 2	433	420	419	28	1,300	0	671	1,971
Gloucester City Ward 3	35	33	31	2	101	3	73	177
Gloucester City Ward 3 EV	0	0	0	0	0	0	0	0
Totals	2,954	2,859	2,773	224	8,810	15	4,822	13,647

November 5, 2024

Members of Regional Board of Education Black Horse Pike Regional School District - Gloucester Township School District		VOTE FOR 3						
	Shana Mosley	Jennifer J. Storer	Jerry "Jay" McMullin	Write-in Totals	Total Votes Cast	Overvotes	Undervotes	Contest Total
Gloucester Twp District 1	298	301	296	14	909	0	708	1,617
Gloucester Twp District 2	374	380	379	12	1,145	0	664	1,809
Gloucester Twp District 3	341	333	339	16	1,029	0	750	1,779
Gloucester Twp District 4	508	510	494	11	1,523	3	967	2,493
Gloucester Twp District 5	652	635	626	25	1,938	0	1,017	2,955
Gloucester Twp District 6	593	584	580	28	1,785	15	1,017	2,817
Gloucester Twp District 7	536	552	534	19	1,641	6	1,038	2,685
Gloucester Twp District 8	522	497	494	7	1,520	0	913	2,433
Gloucester Twp District 9	612	593	589	26	1,820	6	1,171	2,997
Gloucester Twp District 10	417	431	394	21	1,263	0	846	2,109
Gloucester Twp District 11	479	484	479	9	1,451	0	970	2,421
Gloucester Twp District 12	539	560	549	17	1,665	0	1,152	2,817
Gloucester Twp District 13	583	594	567	25	1,769	6	1,162	2,937
Gloucester Twp District 14	488	476	450	13	1,427	3	943	2,373
Gloucester Twp District 15	623	636	621	25	1,905	3	1,278	3,186
Gloucester Twp District 16	533	530	529	13	1,605	3	1,128	2,736
Gloucester Twp District 17	700	690	646	10	2,046	9	1,224	3,279
Gloucester Twp District 18	731	713	685	25	2,154	3	1,014	3,171
Gloucester Twp District 19	695	693	676	22	2,086	6	1,103	3,195
Gloucester Twp District 20	681	663	645	27	2,016	3	1,134	3,153
Gloucester Twp District 21	329	336	327	4	996	0	735	1,731
Gloucester Twp District 22	423	428	419	14	1,284	6	708	1,998
Gloucester Twp District 23	555	529	504	17	1,605	0	1,071	2,676
Gloucester Twp District 24	587	585	580	9	1,761	12	1,146	2,919
Gloucester Twp District 25	486	498	487	8	1,479	0	1,152	2,631
Gloucester Twp District 26	435	443	421	7	1,306	0	824	2,130
Gloucester Twp District 27	436	425	408	16	1,285	6	845	2,136
Gloucester Twp District 28	311	326	321	0	958	0	770	1,728
Gloucester Twp District 29	629	629	629	22	1,909	0	1,031	2,940
Gloucester Twp District 30	658	651	620	10	1,939	3	1,313	3,255
Gloucester Twp District 31	580	576	563	8	1,727	6	1,186	2,919

November 5, 2024

Members of Regional Board of Education Black Horse Pike Regional School District - Gloucester Township School District		VOTE FOR 3						
	Shana Mosley	Jennifer J. Storer	Jerry "Jay" McMullin	Write-in Totals	Total Votes Cast	Overvotes	Undervotes	Contest Total
Gloucester Twp District 32	545	540	519	15	1,619	3	1,093	2,715
Gloucester Twp District 33	566	544	512	2	1,624	3	977	2,604
Gloucester Twp District 34	470	466	459	3	1,398	0	807	2,205
Gloucester Twp District 35	756	719	694	23	2,192	0	1,459	3,651
Gloucester Twp District 36	416	402	387	10	1,215	0	627	1,842
Gloucester Twp District 37	196	176	172	1	545	3	364	912
Gloucester Twp District 38	449	435	435	10	1,329	6	603	1,938
Gloucester Twp District 39	283	288	284	7	862	0	569	1,431
Gloucester Twp District 40	451	458	461	9	1,379	0	964	2,343
Gloucester Twp Provisional	809	783	764	23	2,379	9	1,761	4,149
Gloucester Twp EV Emergency	0	0	0	0	0	0	0	0
Totals	21,275	21,092	20,538	583	63,488	123	40,204	103,815

November 5, 2024

Members of Local Board of Education Gloucester Township School District

VOTE FOR 3

	Joseph Tursi, Jr.	Dena Hendry	Kia R. Gore	Nicholas Hutchison	Angelo DeStefano	Linda K. Gilch	Marc Torriero	Write-in Totals	Total Votes Cast	Overvotes	Undervotes	Contest Total
Gloucester Twp District 1	115	156	189	163	172	174	81	12	1,062	21	534	1,617
Gloucester Twp District 2	111	210	201	191	177	270	120	10	1,290	33	486	1,809
Gloucester Twp District 3	140	210	180	163	181	199	129	8	1,210	12	557	1,779
Gloucester Twp District 4	186	281	279	274	257	296	168	5	1,746	27	720	2,493
Gloucester Twp District 5	185	353	392	320	362	309	149	5	2,075	69	811	2,955
Gloucester Twp District 6	215	322	355	312	274	294	165	17	1,954	60	803	2,817
Gloucester Twp District 7	208	321	323	268	298	288	169	6	1,881	63	741	2,685
Gloucester Twp District 8	136	262	353	287	256	214	107	3	1,618	63	752	2,433
Gloucester Twp District 9	213	353	378	350	321	353	198	4	2,170	30	797	2,997
Gloucester Twp District 10	137	217	260	222	249	189	120	12	1,406	39	664	2,109
Gloucester Twp District 11	198	341	271	258	226	235	163	4	1,696	27	698	2,421
Gloucester Twp District 12	241	317	318	304	333	308	219	8	2,048	45	724	2,817
Gloucester Twp District 13	180	325	400	324	322	297	129	5	1,982	21	934	2,937
Gloucester Twp District 14	155	292	349	250	268	183	120	0	1,617	48	708	2,373
Gloucester Twp District 15	266	369	399	325	386	301	271	12	2,329	27	830	3,186
Gloucester Twp District 16	245	380	266	259	231	282	202	4	1,869	87	780	2,736
Gloucester Twp District 17	166	363	508	355	345	277	116	9	2,139	81	1,059	3,279
Gloucester Twp District 18	168	379	500	396	366	305	138	3	2,255	57	859	3,171
Gloucester Twp District 19	221	372	456	374	371	313	170	13	2,290	30	875	3,195
Gloucester Twp District 20	188	340	435	373	369	314	154	10	2,183	48	922	3,153
Gloucester Twp District 21	133	227	172	182	198	211	113	4	1,240	12	479	1,731
Gloucester Twp District 22	158	203	229	195	231	238	119	12	1,385	45	568	1,998
Gloucester Twp District 23	182	316	407	291	294	195	136	6	1,827	42	807	2,676
Gloucester Twp District 24	232	319	352	303	350	250	187	1	1,994	54	871	2,919
Gloucester Twp District 25	222	280	268	279	281	248	159	3	1,740	36	855	2,631
Gloucester Twp District 26	200	302	240	225	206	222	168	1	1,564	15	551	2,130
Gloucester Twp District 27	192	290	249	214	215	218	177	7	1,562	60	514	2,136
Gloucester Twp District 28	125	203	238	176	178	109	110	1	1,140	30	558	1,728
Gloucester Twp District 29	259	317	363	302	357	255	192	11	2,056	42	842	2,940
Gloucester Twp District 30	242	350	400	360	334	317	192	2	2,197	30	1,028	3,255
Gloucester Twp District 31	237	382	360	274	275	252	201	5	1,986	57	876	2,919
Gloucester Twp District 32	190	316	321	284	294	234	137	7	1,783	42	890	2,715

November 5, 2024

Members of Local Board of Education Gloucester Township School District		VOTE FOR 3										Contest Total
	Joseph Tursi, Jr.	Dena Hendry	Kia R. Gore	Nicholas Hutchison	Angelo DeStefano	Linda K. Gilch	Marc Torriero	Write-in Totals	Total Votes Cast	Overvotes	Undervotes	
Gloucester Twp District 33	134	294	408	312	280	253	94	1	1,776	9	819	2,604
Gloucester Twp District 34	151	203	304	257	239	176	83	3	1,416	42	747	2,205
Gloucester Twp District 35	252	416	479	395	386	280	196	14	2,418	24	1,209	3,651
Gloucester Twp District 36	174	277	219	185	177	176	149	2	1,359	24	459	1,842
Gloucester Twp District 37	40	106	137	104	89	77	41	0	594	15	303	912
Gloucester Twp District 38	99	241	320	252	227	184	91	1	1,415	30	493	1,938
Gloucester Twp District 39	114	147	173	142	160	131	93	2	962	27	442	1,431
Gloucester Twp District 40	186	277	283	267	252	230	151	8	1,654	12	677	2,343
Gloucester Twp Provisional	288	472	509	437	378	364	245	7	2,700	96	1,353	4,149
Gloucester Twp EV Emergency	0	0	0	0	0	0	0	0	0	0	0	0
Totals	7,484	12,101	13,243	11,204	11,165	10,021	6,122	248	71,588	1,632	30,595	103,815

November 5, 2024

Members of Local Board of Education Haddon Township School District											
VOTE FOR 3											
	John Lavell	David Ricci	Mark Henley	Christopher Cook	James Lex	Joshua Kennedy	Write-in Totals	Total Votes Cast	Overvotes	Undervotes	Contest Total
Haddon Twp District 1	285	365	216	309	331	226	55	1,787	27	541	2,355
Haddon Twp District 2	182	208	118	245	255	128	10	1,146	6	453	1,605
Haddon Twp District 3	322	397	201	418	510	217	26	2,091	21	711	2,823
Haddon Twp District 4	194	246	143	261	191	166	3	1,204	9	362	1,575
Haddon Twp District 5	127	143	103	142	149	97	10	771	12	363	1,146
Haddon Twp District 6	149	234	192	226	220	171	11	1,203	6	402	1,611
Haddon Twp District 7	179	255	113	260	297	114	7	1,225	21	458	1,704
Haddon Twp District 8	195	291	133	230	276	180	3	1,308	12	432	1,752
Haddon Twp District 9	173	212	123	187	219	114	8	1,036	6	398	1,440
Haddon Twp District 10	167	218	127	223	230	139	13	1,117	21	473	1,611
Haddon Twp District 11	279	366	147	351	418	174	13	1,748	9	442	2,199
Haddon Twp District 12	389	610	273	419	527	273	19	2,510	21	940	3,471
Haddon Twp District 13	171	214	132	222	216	134	4	1,093	9	431	1,533
Haddon Twp District 14	179	224	133	213	206	142	11	1,108	6	425	1,539
Haddon Twp District 15	184	233	177	176	202	131	4	1,107	9	471	1,587
Haddon Twp Provisional	101	127	65	95	115	70	4	577	15	398	990
Haddon Twp EV Emergency	0	0	0	0	0	0	0	0	0	0	0
Totals	3,276	4,343	2,396	3,977	4,362	2,476	201	21,031	210	7,700	28,941

November 5, 2024

Members of Local Board of Education Haddonfield School District		VOTE FOR 3						
	Matt Ritter	Meg Hollingworth	Stephanie K. Benecchi	Write-in Totals	Total Votes Cast	Overvotes	Undervotes	Contest Total
Haddonfield District 1	604	593	581	30	1,808	12	697	2,517
Haddonfield District 2	644	638	610	32	1,924	3	878	2,805
Haddonfield District 3	563	524	518	30	1,635	3	606	2,244
Haddonfield District 4	412	386	380	39	1,217	3	535	1,755
Haddonfield District 5	384	372	368	29	1,153	0	458	1,611
Haddonfield District 6	557	541	521	34	1,653	3	663	2,319
Haddonfield District 7	481	495	475	22	1,473	0	621	2,094
Haddonfield District 8	556	547	539	37	1,679	15	784	2,478
Haddonfield District 9	675	667	654	57	2,053	6	791	2,850
Haddonfield District 10	458	432	428	20	1,338	6	594	1,938
Haddonfield Provisional	150	152	147	15	464	0	310	774
Haddonfield EV Emergency	0	0	0	0	0	0	0	0
Totals	5,484	5,347	5,221	345	16,397	51	6,937	23,385

November 5, 2024

Members of Local Board of Education Haddon Heights School District		VOTE FOR 3							
	Andrea Pagan	Trish Sheilds	Bryan Schroeder	Thomas F. Hambrose	Write-in Totals	Total Votes Cast	Overvotes	Undervotes	Contest Total
Haddon Heights District 1	312	387	380	247	19	1,345	24	416	1,785
Haddon Heights District 2	266	311	290	182	17	1,066	48	404	1,518
Haddon Heights District 3	460	606	499	374	13	1,952	9	559	2,520
Haddon Heights District 4	257	320	284	215	31	1,107	27	297	1,431
Haddon Heights District 5	426	490	433	320	5	1,674	21	573	2,268
Haddon Heights District 6	433	503	428	290	21	1,675	42	653	2,370
Haddon Heights District 7	431	532	504	326	30	1,823	24	580	2,427
Haddon Heights Provisional	97	110	108	67	12	394	12	176	582
Haddon Heights EV Emergency	0	0	0	0	0	0	0	0	0
Totals	2,682	3,259	2,926	2,021	148	11,036	207	3,658	14,901

November 5, 2024

		Members of Local Board of Education Laurel Springs School District						VOTE FOR 3		
	Tara Dunning	Giavonna DelPidio	Elizabeth Ford	Wayne Bommer	Write-in Totals	Total Votes Cast	Overvotes	Undervotes	Contest Total	
Laurel Springs District 1	278	272	269	201	37	1,057	63	509	1,629	
Laurel Springs District 2	336	379	333	255	30	1,333	75	329	1,737	
Laurel Springs Provisional	22	27	25	12	0	86	3	31	120	
Laurel Springs EV Emergency	0	0	0	0	0	0	0	0	0	
Totals	636	678	627	468	67	2,476	141	869	3,486	

November 5, 2024

Member of Local Board of Education - Unexpired Term Lawnside School		VOTE FOR 1						
	Ketchell Johnson	William W. Jordan	Sydney A. Hurley	Write-in Totals	Total Votes Cast	Overvotes	Undervotes	Contest Total
Lawnside District 1	221	112	239	22	594	58	122	774
Lawnside District 2	202	146	196	20	564	28	173	765
Lawnside Provisional	16	9	18	0	43	1	25	69
Lawnside EV Emergency	0	0	0	0	0	0	0	0
Totals	439	267	453	42	1,201	87	320	1,608

November 5, 2024

Members of Local Board of Education Lawnside School District		VOTE FOR 3								
	Glenn Arterbridge, Jr.	H. Qawi Austin, Jr.	H. Qawi R. Austin, I	Darlene E. Still	Bridgett Kittles	Write-in Totals	Total Votes Cast	Overvotes	Undervotes	Contest Total
Lawnside District 1	277	289	247	471	364	40	1,688	102	532	2,322
Lawnside District 2	299	304	260	440	295	39	1,637	57	601	2,295
Lawnside Provisional	23	18	15	35	30	2	123	0	84	207
Lawnside EV Emergency	0	0	0	0	0	0	0	0	0	0
Totals	599	611	522	946	689	81	3,448	159	1,217	4,824

November 5, 2024

Members of Local Board of Education Lindenwold School District		VOTE FOR 3						
	Daniel O'Rourke	Jo-Ann Engels	Marsha Hershman	Write-in Totals	Total Votes Cast	Overvotes	Undervotes	Contest Total
Lindenwold District 1	478	479	468	27	1,452	0	1,002	2,454
Lindenwold District 2	454	441	430	22	1,347	0	1,062	2,409
Lindenwold District 3	343	342	328	20	1,033	0	773	1,806
Lindenwold District 4	549	559	536	21	1,665	9	1,119	2,793
Lindenwold District 5	288	288	280	10	866	3	520	1,389
Lindenwold District 6	448	455	445	14	1,362	3	789	2,154
Lindenwold District 7	193	186	192	8	579	0	483	1,062
Lindenwold District 8	469	485	467	23	1,444	0	860	2,304
Lindenwold District 9	308	310	287	9	914	3	619	1,536
Lindenwold Provisional	118	117	109	11	355	0	464	819
Lindenwold EV Emergency	0	0	0	0	0	0	0	0
Totals	3,648	3,662	3,542	165	11,017	18	7,691	18,726

November 5, 2024

	Member of Regional Board of Education Sterling Regional School District - Magnolia School District						Member of Local Board of Education - Unexpired Term Magnolia School District					
	VOTE FOR 1						VOTE FOR 1					
	Rebecca Lang Staffieri	Write-in Totals	Total Votes Cast	Overvotes	Undervotes	Contest Total	Jennifer Jackson	Write-in Totals	Total Votes Cast	Overvotes	Undervotes	Contest Total
Magnolia District 1	354	2	356	0	218	574	349	2	351	0	223	574
Magnolia District 2	355	5	360	0	121	481	360	5	365	0	116	481
Magnolia District 3	317	1	318	1	238	557	317	2	319	0	238	557
Magnolia District 4	438	3	441	0	168	609	430	2	432	0	177	609
Magnolia Provisional	55	1	56	1	40	97	59	1	60	0	37	97
Magnolia EV Emergency	0	0	0	0	0	0	0	0	0	0	0	0
Totals	1,519	12	1,531	2	785	2,318	1,515	12	1,527	0	791	2,318

2024 Camden County General

OFFICIAL RESULTS
Joseph Ripa, County Clerk
Camden County

November 5, 2024

	Members of Local Board of Education Magnolia School District						
	P. Nick D'Amico	Rebecca Ammen	Write-in Totals	Total Votes Cast	Overvotes	Undervotes	Contest Total
Magnolia District 1	349	334	6	689	0	459	1,148
Magnolia District 2	355	338	6	699	0	263	962
Magnolia District 3	316	306	2	624	0	490	1,114
Magnolia District 4	429	420	4	853	0	365	1,218
Magnolia Provisional	58	55	4	117	0	77	194
Magnolia EV Emergency	0	0	0	0	0	0	0
Totals	1,507	1,453	22	2,982	0	1,654	4,636

November 5, 2024

Members of Local Board of Education Merchantville School District		VOTE FOR 3						
	Marc Carcanague	Elliot Honigfeld	No Nomination Made	Write-in Totals	Total Votes Cast	Overvotes	Undervotes	Contest Total
Merchantville District 1	475	461	0	138	1,074	3	1,470	2,547
Merchantville District 2	335	328	0	88	751	0	974	1,725
Merchantville District 3	303	256	0	62	621	0	810	1,431
Merchantville Provisional	31	33	0	7	71	0	145	216
Merchantville EV Emergency	0	0	0	0	0	0	0	0
Totals	1,144	1,078	0	295	2,517	3	3,399	5,919

November 5, 2024

Members of Local Board of Education Mt. Ephraim School District		VOTE FOR 3						
	Brian Cavallaro	Holly Marrone	Kristen Marrone	Write-in Totals	Total Votes Cast	Overvotes	Undervotes	Contest Total
Mt. Ephraim District 1	435	393	380	27	1,235	0	532	1,767
Mt. Ephraim District 2	488	446	424	18	1,376	0	757	2,133
Mt. Ephraim District 3	439	417	389	31	1,276	3	659	1,938
Mt. Ephraim District 4	416	389	376	18	1,199	0	631	1,830
Mt. Ephraim Provisional	49	45	46	0	140	0	70	210
Mt. Ephraim EV Emergency	0	0	0	0	0	0	0	0
Totals	1,827	1,690	1,615	94	5,226	3	2,649	7,878

November 5, 2024

		Members of Local Board of Education Oaklyn School District									
		VOTE FOR 3									
		Therese Marmion	Peter Mohan	Aidan DiMarco	Kimberly Love	Write-in Totals	Total Votes Cast	Overvotes	Undervotes	Contest Total	
Oaklyn District 1		296	285	320	260	18	1,179	24	426	1,629	
Oaklyn District 2		230	232	280	234	16	992	15	673	1,680	
Oaklyn District 3		305	292	351	282	25	1,255	48	470	1,773	
Oaklyn District 4		335	267	355	311	19	1,287	33	357	1,677	
Oaklyn Provisional		27	31	32	27	0	117	6	69	192	
Oaklyn EV Emergency		0	0	0	0	0	0	0	0	0	
Totals		1,193	1,107	1,338	1,114	78	4,830	126	1,995	6,951	

November 5, 2024

Member of Local Board of Education - Unexpired Term Pennsauken School District		VOTE FOR 1					Contest Total
	Jeffrey C. Carey	John Figueroa, Sr.	Write-in Totals	Total Votes Cast	Overvotes	Undervotes	
Pennsauken District 1	223	216	5	444	11	137	592
Pennsauken District 2	411	322	1	734	24	145	903
Pennsauken District 3	271	270	0	541	12	151	704
Pennsauken District 4	326	268	1	595	53	187	835
Pennsauken District 5	210	229	1	440	5	112	557
Pennsauken District 6	424	409	5	838	25	237	1,100
Pennsauken District 7	284	262	1	547	24	147	718
Pennsauken District 8	279	216	4	499	32	96	627
Pennsauken District 9	207	192	1	400	11	138	549
Pennsauken District 10	200	221	5	426	21	125	572
Pennsauken District 11	299	260	5	564	10	135	709
Pennsauken District 12	171	176	1	348	19	130	497
Pennsauken District 13	252	238	3	493	30	110	633
Pennsauken District 14	230	218	5	453	12	163	628
Pennsauken District 15	228	226	0	454	29	121	604
Pennsauken District 16	162	174	3	339	4	82	425
Pennsauken District 17	366	299	2	667	40	157	864
Pennsauken District 18	379	384	1	764	10	152	926
Pennsauken District 19	183	179	1	363	16	99	478
Pennsauken District 20	129	149	0	278	11	125	414
Pennsauken District 21	175	147	2	324	10	194	528
Pennsauken District 22	222	176	0	398	19	128	545
Pennsauken District 23	228	207	5	440	21	114	575
Pennsauken District 24	123	151	0	274	1	37	312
Pennsauken Provisional	239	195	6	440	33	201	674
Pennsauken EV Emergency	0	0	0	0	0	0	0
Totals	6,221	5,784	58	12,063	483	3,423	15,969

November 5, 2024

Members of Local Board of Education Pennsauken School District											
VOTE FOR 3											
	Dana Surgner	Yudelka Morillo-Sandoval	Michael Porch	Diane F. Johnson	Jerry Bennett	Lisa Eckel	Write-in Totals	Total Votes Cast	Overvotes	Undervotes	Contest Total
Pennsauken District 1	159	205	127	276	198	223	4	1,192	21	563	1,776
Pennsauken District 2	261	283	205	480	341	401	4	1,975	66	668	2,709
Pennsauken District 3	251	196	202	314	246	299	0	1,508	27	577	2,112
Pennsauken District 4	226	228	172	405	270	290	2	1,593	120	792	2,505
Pennsauken District 5	204	166	162	241	194	240	3	1,210	12	449	1,671
Pennsauken District 6	352	310	281	481	368	441	9	2,242	60	998	3,300
Pennsauken District 7	224	230	188	312	225	273	2	1,454	39	661	2,154
Pennsauken District 8	196	192	147	328	252	289	4	1,408	63	410	1,881
Pennsauken District 9	150	147	120	240	183	213	4	1,057	30	560	1,647
Pennsauken District 10	200	173	154	244	188	209	4	1,172	36	508	1,716
Pennsauken District 11	218	207	198	353	258	324	2	1,560	27	540	2,127
Pennsauken District 12	133	171	122	189	126	155	3	899	33	559	1,491
Pennsauken District 13	221	183	168	287	210	251	2	1,322	72	505	1,899
Pennsauken District 14	162	171	117	312	215	241	11	1,229	27	628	1,884
Pennsauken District 15	174	204	149	255	196	209	1	1,188	81	543	1,812
Pennsauken District 16	129	147	84	205	142	154	4	865	12	398	1,275
Pennsauken District 17	278	251	226	416	316	357	6	1,850	63	679	2,592
Pennsauken District 18	368	317	302	439	338	405	6	2,175	21	582	2,778
Pennsauken District 19	145	171	121	221	166	201	0	1,025	33	376	1,434
Pennsauken District 20	131	140	99	183	114	125	1	793	24	425	1,242
Pennsauken District 21	131	136	102	207	154	177	4	911	15	658	1,584
Pennsauken District 22	186	163	163	240	168	211	2	1,133	36	466	1,635
Pennsauken District 23	195	168	146	266	214	229	8	1,226	36	463	1,725
Pennsauken District 24	106	114	82	160	120	114	1	697	9	230	936
Pennsauken Provisional	166	179	138	269	184	217	7	1,160	66	796	2,022
Pennsauken EV Emergency	0	0	0	0	0	0	0	0	0	0	0
Totals	4,966	4,852	3,975	7,323	5,386	6,248	94	32,844	1,029	14,034	47,907

November 5, 2024

Members of Local Board of Education Pine Hill School District		VOTE FOR 3						
	Sharon M. Young	Angela Cooper	Angela B. Kosar	Write-in Totals	Total Votes Cast	Overvotes	Undervotes	Contest Total
Pine Hill District 1	527	551	477	18	1,573	6	995	2,574
Pine Hill District 2	558	540	521	16	1,635	6	909	2,550
Pine Hill District 3	661	664	631	21	1,977	3	843	2,823
Pine Hill District 4	482	470	411	13	1,376	0	862	2,238
Pine Hill District 5	577	572	540	25	1,714	3	884	2,601
Pine Hill District 6	211	221	201	2	635	0	334	969
Pine Hill Provisional	105	113	95	2	315	3	243	561
Pine Hill EV Emergency	0	0	0	0	0	0	0	0
Totals	3,121	3,131	2,876	97	9,225	21	5,070	14,316

November 5, 2024

		Members of Local Board of Education Runnemede School District									
		VOTE FOR 3									
		Melissa Warner	Lindsay Davey	Patricia Adair	Lisa O'Brien	Write-in Totals	Total Votes Cast	Overvotes	Undervotes	Contest Total	
Runnemede District 1		277	263	226	225	13	1,004	96	505	1,605	
Runnemede District 2		372	367	290	337	9	1,375	141	704	2,220	
Runnemede District 3		260	265	232	240	13	1,010	78	592	1,680	
Runnemede District 4		368	347	330	321	21	1,387	45	527	1,959	
Runnemede District 5		462	467	415	444	19	1,807	72	743	2,622	
Runnemede District 6		373	376	349	350	34	1,482	114	762	2,358	
Runnemede Provisional		73	66	53	61	2	255	9	117	381	
Runnemede EV Emergency		0	0	0	0	0	0	0	0	0	
Totals		2,185	2,151	1,895	1,978	111	8,320	555	3,950	12,825	

November 5, 2024

		Member of Regional Board of Education Sterling Regional School District - Somerdale School District				
		VOTE FOR 1				
	Emily J. Reich	Write-in Totals	Total Votes Cast	Overvotes	Undervotes	Contest Total
Somerdale District 1	709	7	716	2	308	1,026
Somerdale District 2	389	4	393	0	205	598
Somerdale District 3	338	9	347	0	174	521
Somerdale District 4	356	6	362	0	198	560
Somerdale Provisional	60	2	62	0	37	99
Somerdale EV Emergency	0	0	0	0	0	0
Totals	1,852	28	1,880	2	922	2,804

November 5, 2024

Members of Local Board of Education Somerdale School District		VOTE FOR 3						
	MaryJo Schoettle	No Nomination Made	No Nomination Made	Write-in Totals	Total Votes Cast	Overvotes	Undervotes	Contest Total
Somerdale District 1	690	0	0	27	717	0	2,361	3,078
Somerdale District 2	368	0	0	17	385	3	1,406	1,794
Somerdale District 3	313	0	0	22	335	0	1,228	1,563
Somerdale District 4	342	0	0	16	358	0	1,322	1,680
Somerdale Provisional	55	0	0	4	59	0	238	297
Somerdale EV Emergency	0	0	0	0	0	0	0	0
Totals	1,768	0	0	86	1,854	3	6,555	8,412

November 5, 2024

Members of Regional Board of Education - Unexpired Term Sterling Regional School District - Stratford School District		VOTE FOR 2					
	Michael R. Lewitt	No Nomination Made	Write-in Totals	Total Votes Cast	Overvotes	Undervotes	Contest Total
Stratford District 1	345	0	12	357	0	583	940
Stratford District 2	415	0	14	429	0	811	1,240
Stratford District 3	365	0	12	377	0	841	1,218
Stratford District 4	540	0	20	560	0	1,010	1,570
Stratford District 5	298	0	9	307	0	601	908
Stratford District 6	473	0	21	494	0	892	1,386
Stratford Provisional	78	0	3	81	0	179	260
Stratford EV Emergency	0	0	0	0	0	0	0
Totals	2,514	0	91	2,605	0	4,917	7,522

November 5, 2024

	Member of Regional Board of Education Sterling Regional School District - Stratford School District						Member of Local Board of Education - Unexpired Term Stratford School District					
	Emily J. Balog	Write-in Totals	Total Votes Cast	Overvotes	Undervotes	Contest Total	No Nomination Made	Write-in Totals	Total Votes Cast	Overvotes	Undervotes	Contest Total
Stratford District 1	341	3	344	1	125	470	0	7	7	0	463	470
Stratford District 2	411	3	414	1	205	620	0	18	18	0	602	620
Stratford District 3	370	3	373	1	235	609	0	5	5	0	604	609
Stratford District 4	553	5	558	0	227	785	0	23	23	0	762	785
Stratford District 5	301	4	305	0	149	454	0	12	12	0	442	454
Stratford District 6	481	8	489	1	203	693	0	29	29	0	664	693
Stratford Provisional	81	2	83	0	47	130	0	3	3	0	127	130
Stratford EV Emergency	0	0	0	0	0	0	0	0	0	0	0	0
Totals	2,538	28	2,566	4	1,191	3,761	0	97	97	0	3,664	3,761

November 5, 2024

Members of Local Board of Education Stratford School District		VOTE FOR 3							Contest Total		
	Mandy Conway	Melissa D. Clark	Kathryn Decker	Coryndi McFadden	Anthony Robert Mudrey	Quianna Keenan	Write-in Totals	Total Votes Cast	Overvotes	Undervotes	
Stratford District 1	241	218	173	163	130	104	10	1,039	24	347	1,410
Stratford District 2	252	263	207	188	172	153	7	1,242	54	564	1,860
Stratford District 3	230	247	201	211	152	144	8	1,193	36	598	1,827
Stratford District 4	344	375	241	273	272	215	15	1,735	42	578	2,355
Stratford District 5	160	173	144	169	108	139	5	898	42	422	1,362
Stratford District 6	330	319	220	270	211	194	15	1,559	42	478	2,079
Stratford Provisional	45	39	34	60	36	33	4	251	18	121	390
Stratford EV Emergency	0	0	0	0	0	0	0	0	0	0	0
Totals	1,602	1,634	1,220	1,334	1,081	982	64	7,917	258	3,108	11,283

November 5, 2024

Members of Regional Board of Education Eastern Camden County Regional School District - Voorhees School District		VOTE FOR 2						
	Steven Kosyla	Robert L. Campbell	Veronica Parker	Write-in Totals	Total Votes Cast	Overvotes	Undervotes	Contest Total
Voorhees District 1	442	496	442	13	1,393	50	677	2,120
Voorhees District 2	433	494	392	11	1,330	34	650	2,014
Voorhees District 3	377	398	397	13	1,185	22	631	1,838
Voorhees District 4	231	317	333	10	891	78	597	1,566
Voorhees District 5	329	408	370	3	1,110	28	570	1,708
Voorhees District 6	428	449	391	9	1,277	26	661	1,964
Voorhees District 7	279	270	203	3	755	12	331	1,098
Voorhees District 8	445	477	487	9	1,418	40	916	2,374
Voorhees District 9	504	523	408	7	1,442	28	602	2,072
Voorhees District 10	336	343	312	4	995	38	481	1,514
Voorhees District 11	340	347	338	15	1,040	18	544	1,602
Voorhees District 12	344	355	291	7	997	20	369	1,386
Voorhees District 13	404	437	354	12	1,207	38	629	1,874
Voorhees District 14	302	325	270	8	905	12	413	1,330
Voorhees District 15	398	377	334	8	1,117	14	603	1,734
Voorhees District 16	223	246	290	7	766	12	442	1,220
Voorhees District 17	193	211	177	0	581	8	495	1,084
Voorhees District 18	239	298	302	6	845	28	375	1,248
Voorhees District 19	342	302	234	7	885	32	583	1,500
Voorhees Provisional	238	249	241	10	738	48	570	1,356
Voorhees EV Emergency	0	0	0	0	0	0	0	0
Totals	6,827	7,322	6,566	162	20,877	586	11,139	32,602

November 5, 2024

Member of Local Board of Education - Unexpired Term		VOTE FOR 1					Contest Total
Voorhees School District		Write-in Totals	Total Votes Cast	Overvotes	Undervotes		
Jason A. Brice, Sr.							
Voorhees District 1	650	5	655	0	405	1,060	
Voorhees District 2	556	8	564	1	442	1,007	
Voorhees District 3	542	6	548	0	371	919	
Voorhees District 4	426	2	428	5	350	783	
Voorhees District 5	507	2	509	1	344	854	
Voorhees District 6	566	4	570	1	411	982	
Voorhees District 7	328	4	332	0	217	549	
Voorhees District 8	654	3	657	1	529	1,187	
Voorhees District 9	610	9	619	0	417	1,036	
Voorhees District 10	453	2	455	0	302	757	
Voorhees District 11	427	8	435	1	365	801	
Voorhees District 12	434	6	440	1	252	693	
Voorhees District 13	557	10	567	1	369	937	
Voorhees District 14	395	4	399	1	265	665	
Voorhees District 15	515	4	519	1	347	867	
Voorhees District 16	333	5	338	0	272	610	
Voorhees District 17	288	1	289	0	253	542	
Voorhees District 18	398	3	401	0	223	624	
Voorhees District 19	367	3	370	0	380	750	
Voorhees Provisional	347	4	351	1	326	678	
Voorhees EV Emergency	0	0	0	0	0	0	
Totals	9,353	93	9,446	15	6,840	16,301	

November 5, 2024

		Members of Local Board of Education Voorhees School District										Contest Total
		VOTE FOR 3										
		Garima Thapar	Julie Ketover	Monica Watson	Crystal Munion	Write-in Totals	Total Votes Cast	Overvotes	Undervotes			
Voorhees District 1		435	568	608	475	17	2,103	72	1,005			3,180
Voorhees District 2		421	528	569	419	22	1,959	45	1,017			3,021
Voorhees District 3		372	507	533	415	12	1,839	21	897			2,757
Voorhees District 4		302	369	405	308	14	1,398	84	867			2,349
Voorhees District 5		364	463	494	404	10	1,735	33	794			2,562
Voorhees District 6		399	540	565	410	9	1,923	18	1,005			2,946
Voorhees District 7		217	330	334	268	9	1,158	15	474			1,647
Voorhees District 8		471	594	663	480	12	2,220	33	1,308			3,561
Voorhees District 9		418	602	610	492	19	2,141	24	943			3,108
Voorhees District 10		323	430	450	322	4	1,529	36	706			2,271
Voorhees District 11		320	423	443	341	24	1,551	9	843			2,403
Voorhees District 12		290	412	438	313	7	1,460	21	598			2,079
Voorhees District 13		369	505	542	411	26	1,853	51	907			2,811
Voorhees District 14		289	356	379	293	10	1,327	3	665			1,995
Voorhees District 15		338	518	514	375	18	1,763	21	817			2,601
Voorhees District 16		253	326	331	257	20	1,187	24	619			1,830
Voorhees District 17		133	318	309	257	7	1,024	6	596			1,626
Voorhees District 18		289	341	383	267	7	1,287	12	573			1,872
Voorhees District 19		252	363	383	290	9	1,297	30	923			2,250
Voorhees Provisional		240	314	335	235	11	1,135	63	836			2,034
Voorhees EV Emergency		0	0	0	0	0	0	0	0			0
Totals		6,495	8,807	9,288	7,032	267	31,889	621	16,393			48,903

November 5, 2024

Members of Local Board of Education Waterford School District		VOTE FOR 3							
	Benjamin DeVuyst	Ehren O'Donnell	Roe Hunter	Ryan Brinker	Write-in Totals	Total Votes Cast	Overvotes	Undervotes	Contest Total
Waterford District 1	369	431	436	315	27	1,578	57	990	2,625
Waterford District 2	421	499	515	374	24	1,833	57	798	2,688
Waterford District 3	310	364	386	252	5	1,317	42	663	2,022
Waterford District 4	308	371	373	257	18	1,327	39	791	2,157
Waterford District 5	314	396	393	283	7	1,393	42	800	2,235
Waterford District 6	219	250	257	158	10	894	9	660	1,563
Waterford District 7	425	551	558	392	29	1,955	36	757	2,748
Waterford District 8	239	277	276	180	6	978	48	450	1,476
Waterford Provisional	65	91	94	65	8	323	15	220	558
Waterford EV Emergency	0	0	0	0	0	0	0	0	0
Totals	2,670	3,230	3,288	2,276	134	11,598	345	6,129	18,072

November 5, 2024

		Member of Local Board of Education - Unexpired Term Winslow School District					VOTE FOR 1			
	Gerard McManus	Write-in Totals	Total Votes Cast	Overvotes	Undervotes	Contest Total				
Winslow Ward 1 District 1	594	8	602	2	294	898				
Winslow Ward 1 District 2	559	4	563	2	240	805				
Winslow Ward 1 District 3	422	3	425	0	166	591				
Winslow Ward 1 District 4	743	6	749	0	303	1,052				
Winslow Ward 1 District 5	658	6	664	0	309	973				
Winslow Ward 1 District 6	471	4	475	1	236	712				
Winslow Ward 1 Provisional	93	1	94	1	69	164				
Winslow Ward 1 EV Emergency	0	0	0	0	0	0				
Winslow Ward 2 District 1	1,310	12	1,322	1	517	1,840				
Winslow Ward 2 District 2	665	10	675	0	262	937				
Winslow Ward 2 District 3	857	2	859	4	355	1,218				
Winslow Ward 2 District 4	501	6	507	1	249	757				
Winslow Ward 2 District 5	526	5	531	2	221	754				
Winslow Ward 2 Provisional	152	1	153	0	64	217				
Winslow Ward 2 EV Emergency	0	0	0	0	0	0				
Winslow Ward 3 District 1	734	7	741	1	296	1,038				
Winslow Ward 3 District 2	492	2	494	2	230	726				
Winslow Ward 3 District 3	521	3	524	3	229	756				
Winslow Ward 3 District 4	525	7	532	1	249	782				
Winslow Ward 3 District 5	642	9	651	1	284	936				
Winslow Ward 3 Provisional	121	2	123	2	71	196				
Winslow Ward 3 EV Emergency	0	0	0	0	0	0				
Winslow Ward 4 District 1	412	5	417	1	213	631				
Winslow Ward 4 District 2	830	15	845	2	266	1,113				
Winslow Ward 4 District 3	1,013	13	1,026	4	341	1,371				
Winslow Ward 4 District 4	712	10	722	1	249	972				
Winslow Ward 4 District 5	783	15	798	3	371	1,172				
Winslow Ward 4 Provisional	129	1	130	1	65	196				
Winslow Ward 4 EV Emergency	0	0	0	0	0	0				
Totals	14,465	157	14,622	36	6,149	20,807				

November 5, 2024

		Members of Local Board of Education Winslow School District												
		VOTE FOR 3												
		Wanda Glaud	Rebecca Nieves	Cheryl Pitts	Robert Shawn Chester	Luisita Vega	Gerard Lamola	Michael Clark	Write-in Totals	Total Votes Cast	Overvotes	Undervotes	Contest Total	
Winslow Ward 1 District 1		238	281	262	177	311	244	352	0	1,865	45	784	2,694	
Winslow Ward 1 District 2		232	262	257	140	282	239	340	12	1,764	33	618	2,415	
Winslow Ward 1 District 3		148	172	203	154	215	196	255	1	1,344	18	411	1,773	
Winslow Ward 1 District 4		292	336	411	259	379	323	424	10	2,434	51	671	3,156	
Winslow Ward 1 District 5		311	318	313	175	329	259	366	3	2,074	33	812	2,919	
Winslow Ward 1 District 6		225	198	279	171	199	162	234	7	1,475	42	619	2,136	
Winslow Ward 1 Provisional		55	43	49	28	45	41	56	0	317	12	163	492	
Winslow Ward 1 EV Emergency		0	0	0	0	0	0	0	0	0	0	0	0	
Winslow Ward 2 District 1		718	599	831	556	531	361	652	13	4,261	48	1,211	5,520	
Winslow Ward 2 District 2		356	275	374	196	331	249	381	5	2,167	30	614	2,811	
Winslow Ward 2 District 3		456	396	514	259	383	256	423	7	2,694	51	909	3,654	
Winslow Ward 2 District 4		289	242	294	154	240	174	275	2	1,670	30	571	2,271	
Winslow Ward 2 District 5		322	241	378	232	210	105	183	6	1,677	15	570	2,262	
Winslow Ward 2 Provisional		90	66	81	59	56	32	63	1	448	18	185	651	
Winslow Ward 2 EV Emergency		0	0	0	0	0	0	0	0	0	0	0	0	
Winslow Ward 3 District 1		546	305	600	280	265	125	292	10	2,423	57	634	3,114	
Winslow Ward 3 District 2		377	206	401	185	170	62	201	3	1,605	66	507	2,178	
Winslow Ward 3 District 3		350	201	375	183	209	106	230	3	1,657	66	545	2,268	
Winslow Ward 3 District 4		361	236	374	163	219	110	210	3	1,676	48	622	2,346	
Winslow Ward 3 District 5		479	302	521	226	237	133	234	6	2,138	57	613	2,808	
Winslow Ward 3 Provisional		70	46	84	45	43	33	39	0	360	27	201	588	
Winslow Ward 3 EV Emergency		0	0	0	0	0	0	0	0	0	0	0	0	
Winslow Ward 4 District 1		176	205	235	139	185	148	245	11	1,344	24	525	1,893	
Winslow Ward 4 District 2		504	380	582	298	347	216	342	23	2,692	60	587	3,339	
Winslow Ward 4 District 3		560	465	640	350	476	274	455	9	3,229	39	845	4,113	
Winslow Ward 4 District 4		393	319	424	220	302	230	344	9	2,241	30	645	2,916	
Winslow Ward 4 District 5		511	388	523	258	331	170	305	14	2,500	90	926	3,516	
Winslow Ward 4 Provisional		66	61	71	38	65	25	48	2	376	21	191	588	
Winslow Ward 4 EV Emergency		0	0	0	0	0	0	0	0	0	0	0	0	
Totals		8,125	6,543	9,076	4,945	6,360	4,273	6,949	160	46,431	1,011	14,979	62,421	

November 5, 2024

		Members of Local Board of Education Woodlynne School District						
		VOTE FOR 3						
	Kyle Bowman	Samantha Kirby	Christopher Dilkus	Write-in Totals	Total Votes Cast	Overvotes	Undervotes	Contest Total
Woodlynne District 1	243	256	217	12	728	3	568	1,299
Woodlynne District 2	203	219	182	15	619	3	503	1,125
Woodlynne Provisional	15	17	15	3	50	0	49	99
Overseas	0	0	0	0	0	0	0	0
Totals	461	492	414	30	1,397	6	1,120	2,523

November 5, 2024

Members of Board of Fire Commissioner Berlin Township Fire District No. 1		VOTE FOR 2					
	George W. Bundick	James J. Briles, Jr.	Write-in Totals	Total Votes Cast	Overvotes	Undervotes	Contest Total
Berlin Twp District 1	856	829	11	1,696	4	776	2,476
Berlin Twp District 2	328	313	5	646	0	288	934
Berlin Twp District 3	290	269	5	564	0	236	800
Berlin Twp District 4	634	594	14	1,242	0	498	1,740
Berlin Twp Provisional	65	56	1	122	0	82	204
Berlin Twp EV Emergency	0	0	0	0	0	0	0
Totals	2,173	2,061	36	4,270	4	1,880	6,154

November 5, 2024

Member of Board of Fire Commissioner Cherry Hill Fire District No. 13		VOTE FOR 1					Contest Total
	William P. Kelly	Write-in Totals	Total Votes Cast	Overvotes	Undervotes		
Cherry Hill District 1	668	12	680	2	187	869	
Cherry Hill District 2	604	6	610	1	232	843	
Cherry Hill District 3	580	4	584	1	211	796	
Cherry Hill District 4	664	4	668	0	187	855	
Cherry Hill District 5	611	7	618	1	295	914	
Cherry Hill District 6	486	8	494	0	146	640	
Cherry Hill District 7	568	4	572	0	219	791	
Cherry Hill District 8	476	5	481	0	173	654	
Cherry Hill District 9	986	17	1,003	4	452	1,459	
Cherry Hill District 10	451	7	458	1	174	633	
Cherry Hill District 11	668	3	671	0	261	932	
Cherry Hill District 12	597	10	607	2	283	892	
Cherry Hill District 13	597	6	603	1	179	783	
Cherry Hill District 14	523	6	529	0	164	693	
Cherry Hill District 15	664	8	672	2	212	886	
Cherry Hill District 16	508	7	515	0	137	652	
Cherry Hill District 17	699	8	707	0	202	909	
Cherry Hill District 18	510	5	515	1	180	696	
Cherry Hill District 19	527	5	532	1	189	722	
Cherry Hill District 20	1,224	12	1,236	1	381	1,618	
Cherry Hill District 21	654	10	664	0	226	890	
Cherry Hill District 22	692	9	701	1	183	885	
Cherry Hill District 23	721	14	735	1	220	956	
Cherry Hill District 24	631	8	639	2	208	849	
Cherry Hill District 25	519	4	523	0	211	734	
Cherry Hill District 26	923	9	932	0	268	1,200	
Cherry Hill District 27	617	5	622	0	222	844	
Cherry Hill District 28	698	11	709	4	222	935	
Cherry Hill District 29	738	18	756	1	246	1,003	
Cherry Hill District 30	393	3	396	1	123	520	
Cherry Hill District 31	757	4	761	1	298	1,060	

November 5, 2024

Member of Board of Fire Commissioner Cherry Hill Fire District No. 13		VOTE FOR 1				
	William P. Kelly	Write-in Totals	Total Votes Cast	Overvotes	Undervotes	Contest Total
Cherry Hill District 32	273	1	274	0	170	444
Cherry Hill District 33	758	7	765	1	259	1,025
Cherry Hill District 34	632	1	633	2	203	838
Cherry Hill District 35	705	3	708	0	217	925
Cherry Hill District 36	675	5	680	2	256	938
Cherry Hill District 37	592	8	600	0	203	803
Cherry Hill District 38	525	8	533	1	141	675
Cherry Hill District 39	627	9	636	4	229	869
Cherry Hill District 40	472	4	476	1	144	621
Cherry Hill District 41	500	8	508	0	173	681
Cherry Hill District 42	417	4	421	1	126	548
Cherry Hill District 43	533	7	540	0	163	703
Cherry Hill District 44	659	3	662	0	289	951
Cherry Hill District 45	968	4	972	2	310	1,284
Cherry Hill District 46	540	8	548	2	214	764
Cherry Hill District 47	618	4	622	2	245	869
Cherry Hill District 48	336	1	337	2	115	454
Cherry Hill Provisional	941	11	952	4	575	1,531
Cherry Hill EV Emergency	0	0	0	0	0	0
Totals	30,725	335	31,060	53	10,923	42,036

November 5, 2024

Members of Board of Fire Commissioner Pine Hill Borough Fire District No. 1		VOTE FOR 2						Contest Total
	Michelle Briggs	Kevin Waddington	Thomas E. Hassett	Timothy W. Chalfant	Write-in Totals	Total Votes Cast	Overvotes	Undervotes
Pine Hill District 1	419	276	192	165	4	1,056	106	554
Pine Hill District 2	431	302	251	241	6	1,231	46	423
Pine Hill District 3	499	292	253	304	6	1,354	90	438
Pine Hill District 4	361	280	204	119	5	969	38	485
Pine Hill District 5	403	346	271	230	12	1,262	62	410
Pine Hill District 6	143	126	91	74	2	436	24	186
Pine Hill Provisional	78	45	49	43	1	216	22	136
Pine Hill EV Emergency	0	0	0	0	0	0	0	0
Totals	2,334	1,667	1,311	1,176	36	6,524	388	2,632
								9,544

November 5, 2024

Members of Board of Fire Commissioner Winslow Township Fire District No. 1		VOTE FOR 2						Contest Total	
	Britney Grisso-Leahey	Anthony Sirolli	Joseph G. Bigwood	Gary W. Young, Sr.	Write-in Totals	Total Votes Cast	Overvotes		Undervotes
Winslow Ward 1 District 1	408	563	224	195	5	1,395	22	379	1,796
Winslow Ward 1 District 2	396	451	224	151	9	1,231	34	345	1,610
Winslow Ward 1 District 3	265	325	227	125	2	944	4	234	1,182
Winslow Ward 1 District 4	505	577	353	227	5	1,667	20	417	2,104
Winslow Ward 1 District 5	457	511	258	216	2	1,444	18	484	1,946
Winslow Ward 1 District 6	288	288	202	172	4	954	20	450	1,424
Winslow Ward 1 Provisional	67	84	41	29	0	221	8	99	328
Winslow Ward 1 EV Emergency	0	0	0	0	0	0	0	0	0
Winslow Ward 2 District 1	848	744	522	624	6	2,744	32	904	3,680
Winslow Ward 2 District 2	425	452	283	280	5	1,445	24	405	1,874
Winslow Ward 2 District 3	558	549	325	347	5	1,784	36	616	2,436
Winslow Ward 2 District 4	330	388	210	181	3	1,112	16	386	1,514
Winslow Ward 2 District 5	361	251	209	243	3	1,067	8	433	1,508
Winslow Ward 2 Provisional	94	89	60	53	0	296	10	128	434
Winslow Ward 2 EV Emergency	0	0	0	0	0	0	0	0	0
Winslow Ward 3 District 1	514	398	270	377	4	1,563	26	487	2,076
Winslow Ward 3 District 2	335	259	158	272	6	1,030	26	396	1,452
Winslow Ward 3 District 3	389	278	188	240	2	1,097	36	379	1,512
Winslow Ward 3 District 4	350	261	193	258	3	1,065	30	469	1,564
Winslow Ward 3 District 5	443	377	221	319	5	1,365	36	471	1,872
Winslow Ward 3 Provisional	76	65	36	56	2	235	18	139	392
Winslow Ward 3 EV Emergency	0	0	0	0	0	0	0	0	0
Winslow Ward 4 District 1	269	261	183	181	5	899	12	351	1,262
Winslow Ward 4 District 2	573	493	304	382	11	1,763	26	437	2,226
Winslow Ward 4 District 3	643	607	384	443	14	2,091	16	635	2,742
Winslow Ward 4 District 4	462	437	229	300	1	1,429	22	493	1,944
Winslow Ward 4 District 5	515	455	290	341	4	1,605	66	673	2,344
Winslow Ward 4 Provisional	99	62	48	43	0	252	6	134	392
Winslow Ward 4 EV Emergency	0	0	0	0	0	0	0	0	0
Totals	9,670	9,225	5,642	6,055	106	30,698	572	10,344	41,614

November 5, 2024

	Brooklawn Proposal					Gloucester Twp Proposal						
	VOTE FOR 1					VOTE FOR 1						
	Yes	No	Total Votes Cast	Overvotes	Undervotes	Contest Total	Yes	No	Total Votes Cast	Overvotes	Undervotes	Contest Total
Brooklawn District 1	321	351	672	0	202	874						
Brooklawn Provisional	11	7	18	0	7	25						
Brooklawn EV Emergency	0	0	0	0	0	0						
Gloucester Twp District 1							62	373	435	0	104	539
Gloucester Twp District 2							52	482	534	0	69	603
Gloucester Twp District 3							97	380	477	0	116	593
Gloucester Twp District 4							119	587	706	0	125	831
Gloucester Twp District 5							153	588	741	0	244	985
Gloucester Twp District 6							128	650	778	0	161	939
Gloucester Twp District 7							67	698	765	1	129	895
Gloucester Twp District 8							148	504	652	0	159	811
Gloucester Twp District 9							155	729	884	0	115	999
Gloucester Twp District 10							69	521	590	0	113	703
Gloucester Twp District 11							98	559	657	0	150	807
Gloucester Twp District 12							117	691	808	0	131	939
Gloucester Twp District 13							183	610	793	0	186	979
Gloucester Twp District 14							141	488	629	0	162	791
Gloucester Twp District 15							149	702	851	0	211	1,062
Gloucester Twp District 16							125	626	751	0	161	912
Gloucester Twp District 17							162	658	820	1	272	1,093
Gloucester Twp District 18							179	648	827	0	230	1,057
Gloucester Twp District 19							203	651	854	0	211	1,065
Gloucester Twp District 20							145	704	849	1	201	1,051
Gloucester Twp District 21							77	416	493	0	84	577
Gloucester Twp District 22							115	461	576	0	90	666
Gloucester Twp District 23							148	536	684	0	208	892
Gloucester Twp District 24							173	575	748	0	225	973
Gloucester Twp District 25							96	612	708	1	168	877
Gloucester Twp District 26							88	515	603	0	107	710
Gloucester Twp District 27							84	518	602	0	110	712
Gloucester Twp District 28							87	340	427	1	148	576
Gloucester Twp District 29							194	567	761	1	218	980

November 5, 2024

	Brooklawn Proposal				Gloucester Twp Proposal			
	Yes	No	Total Votes Cast	Contest Total	Yes	No	Total Votes Cast	Contest Total
Gloucester Twp District 30					104	792	896	1,085
Gloucester Twp District 31					145	642	787	973
Gloucester Twp District 32					185	559	744	905
Gloucester Twp District 33					153	530	683	868
Gloucester Twp District 34					149	395	544	735
Gloucester Twp District 35					216	719	935	1,217
Gloucester Twp District 36					84	430	514	614
Gloucester Twp District 37					61	162	223	304
Gloucester Twp District 38					99	416	515	646
Gloucester Twp District 39					79	317	396	477
Gloucester Twp District 40					121	512	633	781
Gloucester Twp Provisional					161	827	988	1,383
Gloucester Twp EV Emergency					0	0	0	0
Totals	332	358	690	899	5,171	22,690	27,861	34,605
							6	6,738

November 5, 2024

		Haddon Height Proposal						
		VOTE FOR 1						
		Yes	No	Total Votes Cast	Overvotes	Undervotes	Contest Total	
Haddon Heights District 1		289	146	435	0	160	595	
Haddon Heights District 2		228	129	357	0	149	506	
Haddon Heights District 3		422	283	705	0	135	840	
Haddon Heights District 4		215	137	352	0	125	477	
Haddon Heights District 5		355	210	565	0	191	756	
Haddon Heights District 6		338	239	577	0	213	790	
Haddon Heights District 7		378	231	609	0	200	809	
Haddon Heights Provisional		85	45	130	1	63	194	
Haddon Heights EV Emergency		0	0	0	0	0	0	
Totals		2,310	1,420	3,730	1	1,236	4,967	

OFFICIAL RESULTS
Camden County

State - All Reporting Groups by Municipality
2024 Camden County General
November 5, 2024

	STATISTICS		
	Registered Voters - Total	Ballots Cast - Total	Voter Turnout - Total
LEGISLATIVE Totals	394,178	252,220	
4th Legislative District	92,927	62,183	66.92%
5th Legislative District	135,198	76,949	56.92%
6th Legislative District	166,053	113,088	68.1%
MUNICIPAL Totals	394,178	252,220	
Audubon Borough	7,231	5,304	73.35%
Audubon Park Borough	820	578	70.49%
Barrington Borough	5,469	3,889	71.11%
Bellmawr Borough	8,754	5,792	66.16%
Berlin Borough	6,553	4,683	71.46%
Berlin Township	4,584	3,077	67.12%
Brooklawn Borough	1,439	899	62.47%
Camden City	44,641	17,379	38.93%
Cherry Hill Township	60,261	42,036	69.76%
Chesilhurst Borough	1,269	747	58.87%
Clementon Borough	3,858	2,268	58.79%
Collingswood Borough	11,251	8,004	71.14%
Gibbsboro Borough	1,849	1,312	70.96%
Gloucester City	7,887	4,549	57.68%
Gloucester Township	51,624	34,605	67.03%
Haddon Township	12,971	9,647	74.37%
Haddonfield Borough	10,446	7,795	74.62%
Haddon Heights Borough	6,462	4,967	76.86%
Hi-Nella Borough	708	399	56.36%
Laurel Springs Borough	1,653	1,162	70.3%
Lawnside Borough	2,592	1,608	62.04%
Lindenwold Borough	11,321	6,242	55.14%
Magnolia Borough	3,460	2,318	66.99%
Merchantville Borough	2,956	1,973	66.75%
Mt. Ephraim Borough	3,809	2,626	68.94%
Oaklyn Borough	3,241	2,317	71.49%
Pennsauken Township	27,155	15,969	58.81%
Pine Hill Borough	7,747	4,772	61.6%

OFFICIAL RESULTS
Camden County

State - All Reporting Groups by Municipality
2024 Camden County General
November 5, 2024

	STATISTICS	
	Registered Voters - Total	Ballots Cast - Total
Runnemedede Borough	6,360	4,275
Somerdale Borough	4,352	2,804
Stratford Borough	5,399	3,761
Tavistock Borough	12	8
Voorhees Township	24,226	16,301
Waterford Township	8,499	6,024
Winslow Township	31,535	20,807
Woodlynnne Borough	1,784	841
Overseas	0	482
		Voter Turnout - Total
		67.22%
		64.43%
		69.66%
		66.67%
		67.29%
		70.88%
		65.98%
		47.14%
		0%

	Presidential Electors for VOTE FOR 1													
	Donald J. Trump (R)	Kamala D. Harris (D)	Joseph Kishore (I)	Rachele Fruit (I)	Randall A. Terry (I)	Chase Oliver (I)	Jill Stein (I)	Robert F. Kennedy, Jr. (I)	Claudia De la Cruz (I)	Write-in Totals	Total Votes Cast	Overvotes	Undervotes	Contest Total
LEGISLATIVE Totals	87,767	155,522	122	42	128	510	1,407	1,218	238	832	247,786	2,917	1,517	252,220
4th Legislative District	25,222	35,089	27	7	32	98	282	297	45	163	61,262	600	321	62,183
5th Legislative District	23,781	50,066	35	19	35	127	392	329	95	208	75,087	1,395	467	76,949
6th Legislative District	38,764	70,367	60	16	61	285	733	592	98	461	111,437	922	729	113,088
MUNICIPAL Totals	87,767	155,522	122	42	128	510	1,407	1,218	238	832	247,786	2,917	1,517	252,220
Audubon Borough	2,072	3,085	1	0	5	22	23	25	2	27	5,262	17	25	5,304
Audubon Park Borough	274	291	0	0	0	1	2	4	1	1	574	3	1	578
Barrington Borough	1,556	2,220	1	1	0	12	22	16	1	18	3,847	25	17	3,889
Bellmawr Borough	2,796	2,802	6	0	0	9	40	27	2	16	5,698	64	30	5,792
Berlin Borough	2,354	2,191	0	1	3	15	24	30	2	14	4,634	26	23	4,683
Berlin Township	1,466	1,519	3	0	1	8	16	18	1	7	3,039	24	14	3,077
Brooklawn Borough	384	485	0	0	0	0	6	3	1	1	880	9	10	899
Camden City	2,803	13,462	10	3	3	4	57	45	22	25	16,434	813	132	17,379
Cherry Hill Township	14,172	26,453	24	4	23	101	277	214	27	194	41,489	233	314	42,036
Chesilhurst Borough	265	459	0	0	0	0	7	5	0	1	737	8	2	747
Clementon Borough	834	1,339	2	0	3	7	13	7	6	5	2,216	44	8	2,268
Collingswood Borough	1,560	6,169	3	3	5	24	68	41	25	22	7,920	37	47	8,004

	Presidential Electors for VOTE FOR 1											Contest Total		
	Donald J. Trump (R)	Kamala D. Harris (D)	Joseph Kishore (I)	Rachele Fruit (I)	Randall A. Terry (I)	Chase Oliver (I)	Jill Stein (I)	Robert F. Kennedy, Jr. (I)	Claudia De la Cruz (I)	Write-in Totals	Total Votes Cast		Overvotes	Undervotes
Gibbsboro Borough	570	695	0	0	1	5	11	12	1	5	1,300	4	8	1,312
Gloucester City	2,103	2,266	1	1	1	5	33	15	5	18	4,448	77	24	4,549
Gloucester Township	14,186	19,313	16	4	18	62	186	165	29	91	34,070	328	207	34,605
Haddon Township	2,961	6,368	4	2	3	28	50	68	15	50	9,549	37	61	9,647
Haddonfield Borough	2,226	5,303	6	0	2	28	38	43	3	47	7,696	21	78	7,795
Haddon Heights Borough	1,697	3,091	1	0	8	18	23	41	8	29	4,916	13	38	4,967
Hi-Nella Borough	149	239	1	0	0	0	4	2	0	1	396	3	0	399
Laurel Springs Borough	484	640	0	2	2	3	7	4	0	6	1,148	8	6	1,162
Lawnside Borough	132	1,405	0	0	1	1	2	3	1	3	1,548	49	11	1,608
Lindenwold Borough	1,667	4,347	4	1	3	9	34	26	6	15	6,112	105	25	6,242
Magnolia Borough	866	1,389	2	0	0	2	14	12	3	2	2,290	22	6	2,318
Merchantville Borough	558	1,352	0	0	2	3	13	8	4	5	1,945	15	13	1,973
Mt. Ephraim Borough	1,214	1,341	3	0	2	4	5	20	2	7	2,598	15	13	2,626
Oaklyn Borough	748	1,484	0	1	5	10	26	14	4	7	2,299	10	8	2,317
Pennsauken Township	4,767	10,682	6	7	6	18	72	59	15	28	15,660	224	85	15,969
Pine Hill Borough	1,691	2,841	3	1	1	5	20	27	2	12	4,603	145	24	4,772
Runnemede Borough	1,992	2,135	2	4	3	5	20	23	5	11	4,200	55	20	4,275
Somerdale Borough	1,000	1,715	1	3	0	8	15	9	2	8	2,761	37	6	2,804
Stratford Borough	1,533	2,100	1	0	2	4	18	23	5	18	3,704	33	24	3,761
Tavistock Borough	4	4	0	0	0	0	0	0	0	0	8	0	0	8
Voorhees Township	5,633	10,044	9	1	11	50	162	76	19	66	16,071	118	112	16,301
Waterford Township	3,657	2,225	2	2	3	13	15	35	0	16	5,968	31	25	6,024
Winslow Township	7,114	13,092	9	1	11	23	74	92	16	55	20,487	233	87	20,807
Woodlynne Borough	194	599	1	0	0	2	2	2	2	1	803	31	7	841
Overseas	85	377	0	0	0	1	8	4	1	0	476	0	6	482

	United States Senator										Contest Total
	VOTE FOR 1										
	Curtis Bashaw (R)	Andy Kim (D)	Christina Khalil (I)	Joanne Kuniansky (I)	Kenneth R. Kaplan (I)	Patricia G. Mooneyham (I)	Write-in Totals	Total Votes Cast	Overvotes	Undervotes	
LEGISLATIVE Totals	79,545	156,445	1,889	281	1,007	241	119	239,527	1,838	10,855	252,220
4th Legislative District	23,026	35,268	442	60	246	53	17	59,112	364	2,707	62,183
5th Legislative District	21,001	49,903	634	103	311	94	45	72,091	868	3,990	76,949
6th Legislative District	35,518	71,274	813	118	450	94	57	108,324	606	4,158	113,088
MUNICIPAL Totals	79,545	156,445	1,889	281	1,007	241	119	239,527	1,838	10,855	252,220
Audubon Borough	1,913	3,124	21	8	24	7	1	5,098	17	189	5,304
Audubon Park Borough	208	318	4	1	1	0	0	532	2	44	578
Barrington Borough	1,435	2,286	20	4	21	6	3	3,775	10	104	3,889
Bellmawr Borough	2,398	2,935	42	11	21	5	3	5,415	45	332	5,792
Berlin Borough	2,198	2,245	34	4	20	4	0	4,505	23	155	4,683
Berlin Township	1,334	1,571	24	0	11	4	1	2,945	22	110	3,077
Brooklawn Borough	339	487	5	2	3	1	0	837	8	54	899
Camden City	2,339	12,837	184	20	66	27	7	15,480	487	1,412	17,379
Cherry Hill Township	12,910	26,974	270	37	162	32	23	40,408	135	1,493	42,036
Chesilhurst Borough	239	453	12	1	3	1	0	709	4	34	747
Clementon Borough	755	1,343	29	4	7	1	0	2,139	32	97	2,268
Collingswood Borough	1,472	6,126	83	19	33	11	2	7,746	21	237	8,004
Gibbsboro Borough	509	740	8	1	7	0	0	1,265	3	44	1,312
Gloucester City	1,827	2,392	41	5	19	4	4	4,292	57	200	4,549
Gloucester Township	12,915	19,512	241	32	137	36	10	32,863	190	1,532	34,605
Haddon Township	2,812	6,374	53	10	43	6	9	9,307	20	320	9,647
Haddonfield Borough	2,350	5,148	23	5	19	0	2	7,547	20	228	7,795
Haddon Heights Borough	1,653	3,135	22	2	11	3	4	4,830	10	127	4,967
Hi-Nella Borough	142	235	7	1	1	2	0	388	1	10	399
Laurel Springs Borough	423	675	10	3	5	1	1	1,118	4	40	1,162
Lawnside Borough	104	1,380	7	3	6	1	1	1,502	37	69	1,608
Lindenwold Borough	1,477	4,346	54	8	30	10	5	5,930	72	240	6,242
Magnolia Borough	777	1,411	14	7	11	2	0	2,222	14	82	2,318
Merchantville Borough	531	1,342	12	3	8	1	3	1,900	4	69	1,973
Mt. Ephraim Borough	1,075	1,404	18	2	9	3	1	2,512	8	106	2,626
Oaklyn Borough	669	1,506	23	2	15	3	2	2,220	10	87	2,317
Pennsauken Township	4,056	10,613	135	18	71	17	12	14,922	148	899	15,969

		United States Senator												
		VOTE FOR 1												
		Curtis Bashaw (R)	Andy Kim (D)	Christina Khalil (I)	Joanne Kuniansky (I)	Kenneth R. Kaplan (I)	Patricia G. Mooneyham (I)	Write-in Totals	Total Votes Cast	Overvotes	Undervotes	Contest Total		
Pine Hill Borough		1,492	2,861	29	2	19	5	3	4,411	86	275	4,772		
Runnemede Borough		1,721	2,270	33	9	19	6	4	4,062	32	181	4,275		
Somerdale Borough		859	1,738	33	7	10	5	3	2,655	17	132	2,804		
Stratford Borough		1,357	2,172	29	3	19	6	0	3,586	21	154	3,761		
Tavistock Borough		5	3	0	0	0	0	0	8	0	0	8		
Voorhees Township		5,137	10,234	162	20	64	12	7	15,636	87	578	16,301		
Waterford Township		3,355	2,340	31	9	34	1	1	5,771	12	241	6,024		
Winslow Township		6,517	12,963	158	18	72	15	6	19,749	158	900	20,807		
Woodlynne Borough		167	592	4	0	5	2	1	771	21	49	841		
Overseas		75	360	14	0	1	1	0	451	0	31	482		

Member of the House of Representatives 1st Congressional District										
VOTE FOR 1										
	Theodore "Teddy" Liddell (R)	Donald Norcross (D)	Austin Johnson (I)	Robin Brownfield (I)	Write-in Totals	Total Votes Cast	Overvotes	Undervotes	Contest Total	
LEGISLATIVE Totals	85,323	145,494	1,854	4,321	179	237,171	1,309	13,740	252,220	
4th Legislative District	24,388	33,294	371	732	22	58,807	244	3,132	62,183	
5th Legislative District	22,533	46,560	746	1,572	62	71,473	614	4,862	76,949	
6th Legislative District	38,402	65,640	737	2,017	95	106,891	451	5,746	113,088	
MUNICIPAL Totals	85,323	145,494	1,854	4,321	179	237,171	1,309	13,740	252,220	
Audubon Borough	2,068	2,870	25	98	2	5,063	14	227	5,304	
Audubon Park Borough	211	306	1	8	0	526	2	50	578	
Barrington Borough	1,566	2,088	23	52	4	3,733	9	147	3,889	
Bellmawr Borough	2,432	2,858	33	76	4	5,403	26	363	5,792	
Berlin Borough	2,277	2,120	21	59	0	4,477	10	196	4,683	
Berlin Township	1,388	1,497	14	30	2	2,931	20	126	3,077	
Brooklawn Borough	350	477	6	10	0	843	8	48	899	
Camden City	2,579	12,154	305	272	14	15,324	354	1,701	17,379	
Cherry Hill Township	14,028	24,567	256	764	42	39,657	96	2,283	42,036	
Chesilhurst Borough	249	442	5	11	0	707	3	37	747	
Clementon Borough	783	1,294	16	44	1	2,138	26	104	2,268	
Collingswood Borough	1,679	5,350	73	471	12	7,585	13	406	8,004	
Gibbsboro Borough	544	675	12	24	1	1,256	3	53	1,312	
Gloucester City	1,912	2,283	30	71	2	4,298	34	217	4,549	
Gloucester Township	13,868	18,196	207	428	12	32,711	128	1,766	34,605	
Haddon Township	3,097	5,804	61	224	12	9,198	17	432	9,647	
Haddonfield Borough	2,731	4,432	36	160	7	7,366	14	415	7,795	
Haddon Heights Borough	1,829	2,848	20	89	5	4,791	7	169	4,967	
Hi-Nella Borough	145	228	3	9	1	386	1	12	399	
Laurel Springs Borough	467	604	6	25	0	1,102	3	57	1,162	
Lawnside Borough	132	1,301	29	21	3	1,486	24	98	1,608	
Lindenwold Borough	1,585	4,197	48	79	4	5,913	59	270	6,242	
Magnolia Borough	836	1,328	13	32	2	2,211	10	97	2,318	
Merchantville Borough	572	1,207	11	64	4	1,858	3	112	1,973	
Mt. Ephraim Borough	1,116	1,332	20	44	2	2,514	5	107	2,626	
Oaklyn Borough	735	1,342	31	78	2	2,188	9	120	2,317	
Pennsauken Township	4,392	10,009	157	231	8	14,797	109	1,063	15,969	

		Member of the House of Representatives 1st Congressional District									
		VOTE FOR 1									
		Theodore "Teddy" Liddell (R)	Donald Norcross (D)	Austin Johnson (I)	Robin Brownfield (I)	Write-in Totals	Total Votes Cast	Overvotes	Undervotes	Contest Total	
Pine Hill Borough		1,567	2,731	36	60	1	4,395	62	315	4,772	
Runnemede Borough		1,778	2,192	28	64	4	4,066	17	192	4,275	
Somerdale Borough		923	1,651	18	40	3	2,635	14	155	2,804	
Stratford Borough		1,481	2,010	23	50	0	3,564	17	180	3,761	
Tavistock Borough		6	2	0	0	0	8	0	0	8	
Voorhees Township		5,466	9,551	113	310	14	15,454	64	783	16,301	
Waterford Township		3,488	2,175	23	45	1	5,732	12	280	6,024	
Winslow Township		6,783	12,481	136	248	9	19,657	101	1,049	20,807	
Woodlynne Borough		181	544	15	12	1	753	15	73	841	
Overseas		79	348	0	18	0	445	0	37	482	

State - All Reporting Groups by Municipality
 2024 Camden County General
 November 5, 2024

OFFICIAL RESULTS
 Camden County

	Sheriff									
	VOTE FOR 1									
	Sean Williams (R)	Chuck Billingham (D)	Write-in Totals	Total Votes Cast	Overvotes	Undervotes	Contest Total			
LEGISLATIVE Totals	85,637	148,470	217	234,324	119	17,295	251,738			
4th Legislative District	24,442	33,710	41	58,193	22	3,968	62,183			
5th Legislative District	22,321	48,479	77	70,877	56	5,534	76,467			
6th Legislative District	38,874	66,281	99	105,254	41	7,793	113,088			
MUNICIPAL Totals	85,637	148,470	217	234,324	119	17,295	251,738			
Audubon Borough	2,054	2,923	3	4,980	1	323	5,304			
Audubon Park Borough	225	277	0	502	0	76	578			
Barrington Borough	1,532	2,165	4	3,701	1	187	3,889			
Bellmawr Borough	2,432	2,931	7	5,370	5	417	5,792			
Berlin Borough	2,300	2,084	2	4,386	1	296	4,683			
Berlin Township	1,404	1,491	3	2,898	1	178	3,077			
Brooklawn Borough	324	508	1	833	0	66	899			
Camden City	2,651	12,895	17	15,563	35	1,781	17,379			
Cherry Hill Township	14,252	24,572	38	38,862	13	3,161	42,036			
Chesilhurst Borough	252	442	1	695	0	52	747			
Clementon Borough	813	1,324	1	2,138	1	129	2,268			
Collingswood Borough	1,698	5,786	22	7,506	1	497	8,004			
Gibbsboro Borough	571	657	1	1,229	1	82	1,312			
Gloucester City	1,603	2,724	3	4,330	2	217	4,549			
Gloucester Township	13,759	18,534	24	32,317	14	2,274	34,605			
Haddon Township	3,081	5,982	15	9,078	1	568	9,647			
Haddonfield Borough	2,647	4,586	9	7,242	1	552	7,795			
Haddon Heights Borough	1,809	2,907	0	4,716	0	251	4,967			
Hi-Nella Borough	148	231	0	379	1	19	399			
Laurel Springs Borough	491	598	0	1,089	2	71	1,162			
Lawnside Borough	117	1,382	1	1,500	1	107	1,608			
Lindenwold Borough	1,635	4,267	6	5,908	2	332	6,242			
Magnolia Borough	846	1,353	1	2,200	0	118	2,318			
Merchantville Borough	572	1,252	3	1,827	0	146	1,973			
Mt. Ephraim Borough	1,120	1,361	2	2,483	0	143	2,626			
Oaklyn Borough	732	1,448	3	2,183	2	132	2,317			
Pennsauken Township	4,522	10,238	10	14,770	9	1,190	15,969			

		Sheriff					
		VOTE FOR 1					
	Sean Williams (R)	Chuck Billingham (D)	Write-in Totals	Total Votes Cast	Overvotes	Undervotes	Contest Total
Pine Hill Borough	1,578	2,814	1	4,393	4	375	4,772
Runnemedede Borough	1,818	2,204	5	4,027	2	246	4,275
Somerdale Borough	919	1,685	2	2,606	1	197	2,804
Stratford Borough	1,476	2,011	2	3,489	0	272	3,761
Tavistock Borough	5	3	0	8	0	0	8
Voorhees Township	5,634	9,516	14	15,164	9	1,128	16,301
Waterford Township	3,539	2,123	2	5,664	1	359	6,024
Winslow Township	6,892	12,611	14	19,517	7	1,283	20,807
Woodlynne Borough	186	585	0	771	0	70	841
Overseas	0	0	0	0	0	0	0

	County Clerk						Contest Total
	Jennifer Exler (R)	Pamela Lampitt (D)	Write-in Totals	Total Votes Cast	Overvotes	Undervotes	
LEGISLATIVE Totals	84,229	149,690	166	234,085	97	17,556	251,738
4th Legislative District	24,223	33,834	27	58,084	17	4,082	62,183
5th Legislative District	22,375	48,188	65	70,628	37	5,802	76,467
6th Legislative District	37,631	67,668	74	105,373	43	7,672	113,088
MUNICIPAL Totals	84,229	149,690	166	234,085	97	17,556	251,738
Audubon Borough	2,048	2,924	2	4,974	0	330	5,304
Audubon Park Borough	223	272	0	495	1	82	578
Barrington Borough	1,515	2,183	2	3,700	0	189	3,889
Bellmawr Borough	2,510	2,777	5	5,292	2	498	5,792
Berlin Borough	2,271	2,106	1	4,378	2	303	4,683
Berlin Township	1,384	1,516	3	2,903	0	174	3,077
Brooklawn Borough	343	477	0	820	0	79	899
Camden City	2,480	13,085	14	15,579	25	1,775	17,379
Cherry Hill Township	13,709	25,209	32	38,950	15	3,071	42,036
Chesilhurst Borough	251	446	1	698	0	49	747
Clementon Borough	793	1,334	1	2,128	4	136	2,268
Collingswood Borough	1,679	5,824	13	7,516	1	487	8,004
Gibbsboro Borough	542	698	0	1,240	0	72	1,312
Gloucester City	1,919	2,322	3	4,244	0	305	4,549
Gloucester Township	13,713	18,497	16	32,226	11	2,368	34,605
Haddon Township	2,995	6,067	11	9,073	1	573	9,647
Haddonfield Borough	2,569	4,720	5	7,294	0	501	7,795
Haddon Heights Borough	1,796	2,913	2	4,711	0	256	4,967
Hi-Nella Borough	143	237	0	380	0	19	399
Laurel Springs Borough	468	622	0	1,090	0	72	1,162
Lawnside Borough	100	1,407	1	1,508	1	99	1,608
Lindenwold Borough	1,572	4,329	3	5,904	2	336	6,242
Magnolia Borough	835	1,355	1	2,191	0	127	2,318
Merchantville Borough	562	1,270	9	1,841	0	132	1,973
Mt. Ephraim Borough	1,165	1,302	1	2,468	0	158	2,626
Oaklyn Borough	725	1,440	2	2,167	0	150	2,317
Pennsauken Township	4,344	10,370	9	14,723	8	1,238	15,969

		County Clerk					
		VOTE FOR 1					
	Jennifer Exler (R)	Pamela Lampitt (D)	Write-in Totals	Total Votes Cast	Overvotes	Undervotes	Contest Total
Pine Hill Borough	1,565	2,826	1	4,392	5	375	4,772
Runnemedede Borough	1,837	2,150	5	3,992	1	282	4,275
Somerdale Borough	898	1,695	3	2,596	2	206	2,804
Stratford Borough	1,448	2,043	0	3,491	0	270	3,761
Tavistock Borough	6	2	0	8	0	0	8
Voorhees Township	5,385	9,790	10	15,185	10	1,106	16,301
Waterford Township	3,484	2,165	1	5,650	0	374	6,024
Winslow Township	6,775	12,726	9	19,510	6	1,291	20,807
Woodlynne Borough	177	591	0	768	0	73	841
Overseas	0	0	0	0	0	0	0

		Members of the Board of County Commissioners											
		VOTE FOR 3											
		Danielle Barry (R)	Norman C. Rebel, Jr. (R)	Donald J. Smith (R)	Jeffrey L. Nash (D)	Melinda Kane (D)	Al Dyer (D)	Write-in Totals	Total Votes Cast	Overvotes	Undervotes	Contest Total	
LEGISLATIVE Totals		84,583	78,860	80,214	147,499	149,107	141,952	454	682,669	525	72,023	755,217	
4th Legislative District		24,257	22,727	23,033	33,351	33,835	32,060	72	169,335	78	17,136	186,549	
5th Legislative District		22,306	20,763	21,108	47,557	48,021	46,287	196	206,238	192	22,974	229,404	
6th Legislative District		38,020	35,370	36,073	66,591	67,251	63,605	186	307,096	255	31,913	339,264	
MUNICIPAL Totals		84,583	78,860	80,214	147,499	149,107	141,952	454	682,669	525	72,023	755,217	
Audubon Borough		2,042	1,914	1,949	2,939	2,969	2,895	5	14,713	3	1,196	15,912	
Audubon Park Borough		214	203	209	279	283	265	0	1,453	3	278	1,734	
Barrington Borough		1,544	1,435	1,441	2,166	2,188	2,123	11	10,908	6	754	11,668	
Bellmawr Borough		2,483	2,320	2,371	2,817	2,843	2,708	8	15,550	18	1,808	17,376	
Berlin Borough		2,290	2,149	2,181	2,071	2,097	1,970	4	12,762	18	1,269	14,049	
Berlin Township		1,374	1,305	1,324	1,499	1,503	1,430	3	8,438	6	787	9,231	
Brooklawn Borough		330	320	319	469	472	442	1	2,353	6	338	2,697	
Camden City		2,459	2,271	2,278	12,620	12,773	12,363	54	44,818	84	7,237	52,139	
Cherry Hill Township		13,854	12,763	13,126	24,788	25,021	23,180	73	112,805	84	13,219	126,108	
Chesilhurst Borough		248	233	236	429	432	414	6	1,998	0	243	2,241	
Clementon Borough		796	758	768	1,314	1,317	1,267	3	6,223	6	575	6,804	
Collingswood Borough		1,673	1,539	1,568	5,822	5,873	5,728	47	22,250	12	1,750	24,012	
Gibbsboro Borough		550	511	521	665	670	643	4	3,564	0	372	3,936	
Gloucester City		1,849	1,749	1,768	2,361	2,359	2,223	3	12,312	3	1,332	13,647	
Gloucester Township		13,749	12,860	13,070	18,250	18,600	17,645	45	94,219	39	9,557	103,815	
Haddon Township		3,026	2,848	2,902	6,076	6,104	5,950	30	26,936	0	2,005	28,941	
Haddonfield Borough		2,622	2,469	2,521	4,679	4,715	4,571	11	21,588	3	1,794	23,385	
Haddon Heights Borough		1,821	1,704	1,744	2,932	2,960	2,838	2	14,001	3	897	14,901	
Hi-Nella Borough		142	140	130	229	234	228	0	1,103	0	94	1,197	
Laurel Springs Borough		474	446	449	614	623	584	0	3,190	9	287	3,486	
Lawnside Borough		109	107	98	1,359	1,363	1,329	3	4,368	12	444	4,824	
Lindenwold Borough		1,596	1,471	1,479	4,198	4,261	4,093	12	17,110	12	1,604	18,726	
Magnolia Borough		818	778	792	1,338	1,362	1,290	0	6,378	6	570	6,954	
Merchantville Borough		559	525	537	1,252	1,263	1,229	26	5,391	0	528	5,919	
Mt. Ephraim Borough		1,145	1,079	1,093	1,321	1,317	1,283	5	7,243	0	635	7,878	
Oaklyn Borough		719	675	676	1,434	1,450	1,381	2	6,337	0	614	6,951	
Pennsauken Township		4,410	4,057	4,141	10,131	10,234	9,833	20	42,826	36	5,045	47,907	

Members of the Board of County Commissioners		VOTE FOR 3									
	Danielle Barry (R)	Norman C. Rebel, Jr. (R)	Donald J. Smith (R)	Jeffrey L. Nash (D)	Melinda Kane (D)	Al Dyer (D)	Write-in Totals	Total Votes Cast	Overvotes	Undervotes	Contest Total
Pine Hill Borough	1,575	1,460	1,474	2,750	2,810	2,673	3	12,745	21	1,550	14,316
Runnemede Borough	1,813	1,689	1,734	2,169	2,191	2,080	14	11,690	18	1,117	12,825
Somerdale Borough	913	831	847	1,675	1,709	1,635	8	7,618	9	785	8,412
Stratford Borough	1,421	1,337	1,353	2,018	2,062	1,906	5	10,102	6	1,175	11,283
Tavistock Borough	5	5	5	3	3	3	0	24	0	0	24
Voorhees Township	5,522	5,114	5,218	9,602	9,664	9,207	25	44,352	60	4,491	48,903
Waterford Township	3,461	3,320	3,346	2,182	2,213	2,074	0	16,596	0	1,476	18,072
Winslow Township	6,799	6,314	6,381	12,490	12,590	11,927	21	56,522	39	5,860	62,421
Woodlynne Borough	178	161	165	558	579	542	0	2,183	3	337	2,523
Overseas	0	0	0	0	0	0	0	0	0	0	0

OFFICIAL RESULTS
Camden County

State - Election Day by Municipality
2024 Camden County General
November 5, 2024

	STATISTICS		
	Registered Voters - Total	Ballots Cast - Total	Voter Turnout - Total
LEGISLATIVE Totals	394,178	117,501	
4th Legislative District	92,927	28,690	30.87%
5th Legislative District	135,198	40,935	30.28%
6th Legislative District	166,053	47,876	28.83%
MUNICIPAL Totals	394,178	117,501	
Audubon Borough	7,231	2,750	38.03%
Audubon Park Borough	820	327	39.88%
Barrington Borough	5,469	1,867	34.14%
Bellmawr Borough	8,754	3,082	35.21%
Berlin Borough	6,553	2,379	36.3%
Berlin Township	4,584	1,403	30.61%
Brooklawn Borough	1,439	623	43.29%
Camden City	44,641	10,547	23.63%
Cherry Hill Township	60,261	15,603	25.89%
Chesilhurst Borough	1,269	401	31.6%
Clementon Borough	3,858	1,245	32.27%
Collingswood Borough	11,251	3,399	30.21%
Gibbsboro Borough	1,849	668	36.13%
Gloucester City	7,887	2,820	35.76%
Gloucester Township	51,624	16,161	31.31%
Haddon Township	12,971	4,489	34.61%
Haddonfield Borough	10,446	2,690	25.75%
Haddon Heights Borough	6,462	2,264	35.04%
Hi-Nella Borough	708	238	33.62%
Laurel Springs Borough	1,653	677	40.96%
Lawnside Borough	2,592	834	32.18%
Lindenwold Borough	11,321	3,209	28.35%
Magnolia Borough	3,460	1,384	40%
Merchantville Borough	2,956	987	33.39%
Mt. Ephraim Borough	3,809	1,541	40.46%
Oaklyn Borough	3,241	1,271	39.22%
Pennsauken Township	27,155	8,750	32.22%
Pine Hill Borough	7,747	2,517	32.49%

	STATISTICS	
	Registered Voters - Total	Voter Turnout - Total
Runnemedede Borough	6,360	27.78%
Somerdale Borough	4,352	36.4%
Stratford Borough	5,399	35.32%
Tavistock Borough	12	0%
Voorhees Township	24,226	22.5%
Waterford Township	8,499	34.67%
Winslow Township	31,535	29.11%
Woodlynne Borough	1,784	30.16%
Overseas	0	0%

	Presidential Electors for VOTE FOR 1													
	Donald J. Trump (R)	Kamala D. Harris (D)	Joseph Kishore (I)	Rachele Fruit (I)	Randall A. Terry (I)	Chase Oliver (I)	Jill Stein (I)	Robert F. Kennedy, Jr. (I)	Claudia De la Cruz (I)	Write-in Totals	Total Votes Cast	Overvotes	Undervotes	Contest Total
LEGISLATIVE Totals	48,554	65,170	76	24	69	296	754	586	98	388	116,015	872	614	117,501
4th Legislative District	13,426	14,528	16	6	14	59	157	140	16	72	28,434	125	131	28,690
5th Legislative District	14,720	24,816	24	7	20	77	228	187	43	121	40,243	474	218	40,935
6th Legislative District	20,408	25,826	36	11	35	160	369	259	39	195	47,338	273	265	47,876
MUNICIPAL Totals	48,554	65,170	76	24	69	296	754	586	98	388	116,015	872	614	117,501
Audubon Borough	1,337	1,325	1	0	4	16	18	14	1	18	2,734	4	12	2,750
Audubon Park Borough	174	148	0	0	0	0	1	2	0	1	326	0	1	327
Barrington Borough	898	914	0	0	0	9	16	9	0	11	1,857	4	6	1,867
Bellmawr Borough	1,780	1,210	4	0	0	4	23	12	1	8	3,042	24	16	3,082
Berlin Borough	1,374	940	0	1	2	9	13	16	2	4	2,361	9	9	2,379
Berlin Township	816	541	1	0	1	6	10	9	0	5	1,389	8	6	1,403
Brooklawn Borough	301	303	0	0	0	0	6	1	0	1	612	4	7	623
Camden City	1,864	8,202	6	2	2	3	30	31	13	14	10,167	316	64	10,547
Cherry Hill Township	6,720	8,346	13	3	13	53	133	81	6	78	15,446	59	98	15,603
Chesilhurst Borough	168	225	0	0	0	0	4	1	0	0	398	3	0	401
Clementon Borough	533	668	2	0	1	4	8	4	4	2	1,226	14	5	1,245
Collingswood Borough	830	2,444	1	1	4	14	37	26	13	12	3,382	7	10	3,399

		Presidential Electors for VOTE FOR 1													
	Donald J. Trump (R)	Kamala D. Harris (D)	Joseph Kishore (I)	Rachele Fruit (I)	Randall A. Terry (I)	Chase Oliver (I)	Jill Stein (I)	Robert F. Kennedy, Jr. (I)	Claudia De la Cruz (I)	Write-in Totals	Total Votes Cast	Overvotes	Undervotes	Contest Total	
Gibbsboro Borough	345	299	0	0	1	3	7	7	0	2	664	0	4	668	
Gloucester City	1,469	1,257	1	1	1	4	18	11	2	11	2,775	30	15	2,820	
Gloucester Township	7,685	8,011	10	4	9	40	111	75	13	36	15,994	85	82	16,161	
Haddon Township	1,758	2,591	3	1	2	17	18	34	7	31	4,462	4	23	4,489	
Haddonfield Borough	1,076	1,513	4	0	0	15	15	14	1	14	2,652	7	31	2,690	
Haddon Heights Borough	1,006	1,174	0	0	4	10	12	22	1	16	2,245	2	17	2,264	
Hi-Nella Borough	98	133	1	0	0	0	4	1	0	0	237	1	0	238	
Laurel Springs Borough	340	316	0	1	2	2	3	3	0	2	669	4	4	677	
Lawnside Borough	82	713	0	0	0	1	1	1	0	2	800	30	4	834	
Lindenwold Borough	980	2,155	4	1	2	7	21	14	3	8	3,195	6	8	3,209	
Magnolia Borough	579	778	0	0	0	1	10	8	1	1	1,378	3	3	1,384	
Merchantville Borough	335	631	0	0	0	3	8	3	2	1	983	2	2	987	
Mt. Ephraim Borough	828	675	3	0	1	2	2	13	0	4	1,528	5	8	1,541	
Oaklyn Borough	509	717	0	1	4	5	19	6	2	5	1,268	0	3	1,271	
Pennsauken Township	2,981	5,554	6	3	4	7	45	34	7	17	8,658	42	50	8,750	
Pine Hill Borough	1,034	1,341	0	0	1	4	15	12	2	4	2,413	89	15	2,517	
Runnemede Borough	972	729	2	0	0	4	12	10	1	8	1,738	21	8	1,767	
Somerdale Borough	670	877	1	2	0	4	7	7	1	5	1,574	7	3	1,584	
Stratford Borough	953	894	1	0	0	3	8	9	2	10	1,880	14	13	1,907	
Tavistock Borough	0	0	0	0	0	0	0	0	0	0	0	0	0	0	
Voorhees Township	2,367	2,856	6	1	6	26	76	31	8	21	5,398	18	35	5,451	
Waterford Township	2,063	824	0	1	2	8	10	16	0	10	2,934	2	11	2,947	
Winslow Township	3,510	5,468	6	1	3	11	32	48	3	26	9,108	35	38	9,181	
Woodlynne Borough	119	398	0	0	0	1	1	1	2	0	522	13	3	538	
Overseas	0	0	0	0	0	0	0	0	0	0	0	0	0	0	

	United States Senator										Contest Total
	Curtis Bashaw (R)	Andy Kim (D)	Christina Khalil (I)	Joanne Kuniansky (I)	Kenneth R. Kaplan (I)	Patricia G. Mooneyham (I)	Write-in Totals	Total Votes Cast	Overvotes	Undervotes	
LEGISLATIVE Totals	43,122	65,591	999	129	603	129	68	110,641	492	6,368	117,501
4th Legislative District	12,093	14,516	253	30	147	25	12	27,076	74	1,540	28,690
5th Legislative District	12,741	24,723	365	48	190	54	25	38,146	245	2,544	40,935
6th Legislative District	18,288	26,352	381	51	266	50	31	45,419	173	2,284	47,876
MUNICIPAL Totals	43,122	65,591	999	129	603	129	68	110,641	492	6,368	117,501
Audubon Borough	1,220	1,368	16	2	16	5	1	2,628	4	118	2,750
Audubon Park Borough	125	166	1	1	1	0	0	294	0	33	327
Barrington Borough	821	956	12	0	15	4	0	1,808	1	58	1,867
Bellmawr Borough	1,521	1,279	24	6	13	2	2	2,847	14	221	3,082
Berlin Borough	1,271	976	17	2	11	3	0	2,280	7	92	2,379
Berlin Township	737	563	13	0	8	2	1	1,324	7	72	1,403
Brooklawn Borough	268	302	5	1	3	1	0	580	4	39	623
Camden City	1,516	7,779	104	13	37	15	6	9,470	156	921	10,547
Cherry Hill Township	5,928	8,605	113	13	103	15	14	14,791	34	778	15,603
Chesilhurst Borough	149	219	6	1	2	0	0	377	1	23	401
Clementon Borough	483	671	17	4	1	0	0	1,176	12	57	1,245
Collingswood Borough	759	2,427	49	9	16	8	1	3,269	0	130	3,399
Gibbsboro Borough	312	318	7	0	3	0	0	640	1	27	668
Gloucester City	1,268	1,358	19	3	15	4	2	2,669	16	135	2,820
Gloucester Township	6,917	8,044	135	17	80	16	8	15,217	45	899	16,161
Haddon Township	1,637	2,605	19	4	31	3	4	4,303	1	185	4,489
Haddonfield Borough	1,115	1,461	4	2	9	0	1	2,592	4	94	2,690
Haddon Heights Borough	940	1,224	11	1	7	1	1	2,185	2	77	2,264
Hi-Nella Borough	97	130	5	1	0	1	0	234	0	4	238
Laurel Springs Borough	298	336	5	3	5	1	1	649	0	28	677
Lawnside Borough	61	698	4	2	5	0	1	771	23	40	834
Lindenwold Borough	853	2,141	37	3	19	4	2	3,059	6	144	3,209
Magnolia Borough	499	808	9	2	6	2	0	1,326	4	54	1,384
Merchantville Borough	319	620	8	1	4	1	0	953	0	34	987
Mt. Ephraim Borough	732	712	12	0	5	1	1	1,463	2	76	1,541
Oaklyn Borough	460	732	12	1	9	3	2	1,219	1	51	1,271
Pennsauken Township	2,465	5,487	88	9	44	8	8	8,109	25	616	8,750

		United States Senator										
		VOTE FOR 1										
		Curtis Bashaw (R)	Andy Kim (D)	Christina Khalil (I)	Joanne Kuniansky (I)	Kenneth R. Kaplan (I)	Patricia G. Mooneyham (I)	Write-in Totals	Total Votes Cast	Overvotes	Undervotes	Contest Total
Pine Hill Borough		907	1,342	20	1	10	1	0	2,281	48	188	2,517
Runnemede Borough		810	817	13	3	13	3	3	1,662	15	90	1,767
Somerdale Borough		564	900	20	3	5	5	2	1,499	3	82	1,584
Stratford Borough		845	938	11	1	13	2	0	1,810	6	91	1,907
Tavistock Borough		0	0	0	0	0	0	0	0	0	0	0
Voorhees Township		2,096	2,962	67	8	27	8	3	5,171	16	264	5,451
Waterford Township		1,868	907	20	5	20	0	0	2,820	1	126	2,947
Winslow Township		3,159	5,346	92	7	45	9	4	8,662	27	492	9,181
Woodlynne Borough		102	394	4	0	2	1	0	503	6	29	538
Overseas		0	0	0	0	0	0	0	0	0	0	0

		Member of the House of Representatives 1st Congressional District									
		VOTE FOR 1									
	Theodore "Teddy" Liddell (R)	Donald Norcross (D)	Austin Johnson (I)	Robin Brownfield (I)	Write-in Totals	Total Votes Cast	Overvotes	Undervotes	Contest Total		
LEGISLATIVE Totals	45,983	60,726	909	1,819	81	109,518	353	7,630	117,501		
4th Legislative District	12,746	13,606	195	336	9	26,892	47	1,751	28,690		
5th Legislative District	13,653	22,981	402	708	29	37,773	182	2,980	40,935		
6th Legislative District	19,584	24,139	312	775	43	44,853	124	2,899	47,876		
MUNICIPAL Totals	45,983	60,726	909	1,819	81	109,518	353	7,630	117,501		
Audubon Borough	1,301	1,254	15	42	1	2,613	5	132	2,750		
Audubon Park Borough	129	166	1	0	0	296	0	31	327		
Barrington Borough	887	856	14	24	2	1,783	2	82	1,867		
Bellmawr Borough	1,549	1,249	10	37	2	2,847	8	227	3,082		
Berlin Borough	1,301	925	8	24	0	2,258	3	118	2,379		
Berlin Township	765	541	6	11	2	1,325	8	70	1,403		
Brooklawn Borough	275	294	5	7	0	581	4	38	623		
Camden City	1,707	7,293	186	128	9	9,323	123	1,101	10,547		
Cherry Hill Township	6,387	7,725	104	266	18	14,500	20	1,083	15,603		
Chesilhurst Borough	153	215	2	6	0	376	1	24	401		
Clementon Borough	491	657	4	21	0	1,173	10	62	1,245		
Collingswood Borough	869	2,099	29	202	4	3,203	0	196	3,399		
Gibbsboro Borough	329	286	6	14	0	635	1	32	668		
Gloucester City	1,327	1,282	18	36	1	2,664	7	149	2,820		
Gloucester Township	7,383	7,427	106	211	5	15,132	28	1,001	16,161		
Haddon Township	1,778	2,363	29	86	7	4,263	2	224	4,489		
Haddonfield Borough	1,258	1,256	9	33	1	2,557	3	130	2,690		
Haddon Heights Borough	1,048	1,089	6	35	3	2,181	3	80	2,264		
Hi-Nella Borough	96	129	2	4	1	232	0	6	238		
Laurel Springs Borough	330	296	2	14	0	642	1	34	677		
Lawnside Borough	77	656	13	14	1	761	14	59	834		
Lindenwold Borough	925	2,044	29	42	1	3,041	4	164	3,209		
Magnolia Borough	542	752	9	18	2	1,323	3	58	1,384		
Merchantville Borough	335	564	6	24	0	929	0	58	987		
Mt. Ephraim Borough	750	686	12	20	2	1,470	1	70	1,541		
Oaklyn Borough	493	653	15	37	2	1,200	0	71	1,271		
Pennsauken Township	2,665	5,158	78	121	4	8,026	15	709	8,750		

Member of the House of Representatives 1st Congressional District		VOTE FOR 1							
	Theodore "Teddy" Liddell (R)	Donald Norcross (D)	Austin Johnson (I)	Robin Brownfield (I)	Write-in Totals	Total Votes Cast	Overvotes	Undervotes	Contest Total
Pine Hill Borough	942	1,277	13	31	0	2,263	35	219	2,517
Runnemedede Borough	830	794	11	29	1	1,665	8	94	1,767
Somerdale Borough	603	845	8	23	2	1,481	2	101	1,584
Stratford Borough	907	861	8	27	0	1,803	8	96	1,907
Tavistock Borough	0	0	0	0	0	0	0	0	0
Voorhees Township	2,231	2,707	46	110	6	5,100	10	341	5,451
Waterford Township	1,946	819	11	18	1	2,795	2	150	2,947
Winslow Township	3,264	5,145	76	101	3	8,589	16	576	9,181
Woodlynne Borough	110	363	12	3	0	488	6	44	538
Overseas	0	0	0	0	0	0	0	0	0

OFFICIAL RESULTS
Camden County

State - Election Day by Municipality
2024 Camden County General
November 5, 2024

	Sheriff						
	VOTE FOR 1						
	Sean Williams (R)	Chuck Billingham (D)	Write-in Totals	Total Votes Cast	Overvotes	Undervotes	Contest Total
LEGISLATIVE Totals	46,102	62,091	101	108,294	33	9,174	117,501
4th Legislative District	12,808	13,747	22	26,577	7	2,106	28,690
5th Legislative District	13,424	24,087	36	37,547	19	3,369	40,935
6th Legislative District	19,870	24,257	43	44,170	7	3,699	47,876
MUNICIPAL Totals	46,102	62,091	101	108,294	33	9,174	117,501
Audubon Borough	1,305	1,243	2	2,550	1	199	2,750
Audubon Park Borough	138	142	0	280	0	47	327
Barrington Borough	873	897	1	1,771	0	96	1,867
Bellmawr Borough	1,525	1,279	2	2,806	4	272	3,082
Berlin Borough	1,308	897	0	2,205	0	174	2,379
Berlin Township	768	543	2	1,313	1	89	1,403
Brooklawn Borough	253	317	0	570	0	53	623
Camden City	1,703	7,682	10	9,395	10	1,142	10,547
Cherry Hill Township	6,559	7,603	22	14,184	3	1,416	15,603
Chesilhurst Borough	154	218	1	373	0	28	401
Clementon Borough	508	666	0	1,174	0	71	1,245
Collingswood Borough	867	2,284	9	3,160	0	239	3,399
Gibbsboro Borough	343	277	0	620	0	48	668
Gloucester City	1,074	1,591	2	2,667	2	151	2,820
Gloucester Township	7,344	7,554	13	14,911	6	1,244	16,161
Haddon Township	1,759	2,438	6	4,203	0	286	4,489
Haddonfield Borough	1,230	1,293	0	2,523	0	167	2,690
Haddon Heights Borough	1,039	1,096	0	2,135	0	129	2,264
Hi-Nella Borough	96	132	0	228	0	10	238
Laurel Springs Borough	343	290	0	633	0	44	677
Lawnside Borough	64	711	1	776	0	58	834
Lindenwold Borough	954	2,062	4	3,020	0	189	3,209
Magnolia Borough	544	759	1	1,304	0	80	1,384
Merchantville Borough	336	576	0	912	0	75	987
Mt. Ephraim Borough	750	701	2	1,453	0	88	1,541
Oaklyn Borough	494	696	1	1,191	0	80	1,271
Pennsauken Township	2,720	5,252	7	7,979	1	770	8,750

	Sheriff						
	Sean Williams (R)	Chuck Billingham (D)	Write-in Totals	Total Votes Cast	Overvotes	Undervotes	Contest Total
Pine Hill Borough	950	1,311	0	2,261	2	254	2,517
Runnemede Borough	868	784	1	1,653	1	113	1,767
Somerdale Borough	593	860	0	1,453	0	131	1,584
Stratford Borough	921	849	0	1,770	0	137	1,907
Tavistock Borough	0	0	0	0	0	0	0
Voorhees Township	2,298	2,728	6	5,032	1	418	5,451
Waterford Township	1,968	785	1	2,754	0	193	2,947
Winslow Township	3,342	5,190	7	8,539	1	641	9,181
Woodlynne Borough	111	385	0	496	0	42	538
Overseas	0	0	0	0	0	0	0

	County Clerk						
	Jennifer Exler (R)	Pamela Lampitt (D)	Write-in Totals	Total Votes Cast	Overvotes	Undervotes	Contest Total
LEGISLATIVE Totals	45,369	62,478	70	107,917	21	9,563	117,501
4th Legislative District	12,637	13,857	12	26,506	3	2,181	28,690
5th Legislative District	13,515	23,793	27	37,335	11	3,589	40,935
6th Legislative District	19,217	24,828	31	44,076	7	3,793	47,876
MUNICIPAL Totals	45,369	62,478	70	107,917	21	9,563	117,501
Audubon Borough	1,296	1,242	1	2,539	0	211	2,750
Audubon Park Borough	137	138	0	275	1	51	327
Barrington Borough	863	904	1	1,768	0	99	1,867
Bellmawr Borough	1,584	1,179	2	2,765	1	316	3,082
Berlin Borough	1,291	901	0	2,192	0	187	2,379
Berlin Township	757	544	2	1,303	0	100	1,403
Brooklawn Borough	270	290	0	560	0	63	623
Camden City	1,593	7,803	7	9,403	6	1,138	10,547
Cherry Hill Township	6,275	7,896	13	14,184	2	1,417	15,603
Chesilhurst Borough	156	217	1	374	0	27	401
Clementon Borough	501	667	0	1,168	0	77	1,245
Collingswood Borough	856	2,283	6	3,145	1	253	3,399
Gibbsboro Borough	322	302	0	624	0	44	668
Gloucester City	1,313	1,291	2	2,606	0	214	2,820
Gloucester Township	7,294	7,559	8	14,861	3	1,297	16,161
Haddon Township	1,718	2,472	5	4,195	0	294	4,489
Haddonfield Borough	1,195	1,323	0	2,518	0	172	2,690
Haddon Heights Borough	1,034	1,092	0	2,126	0	138	2,264
Hi-Nella Borough	93	134	0	227	0	11	238
Laurel Springs Borough	324	309	0	633	0	44	677
Lawnside Borough	58	719	1	778	0	56	834
Lindenwold Borough	898	2,117	2	3,017	0	192	3,209
Magnolia Borough	539	763	1	1,303	0	81	1,384
Merchantville Borough	334	584	0	918	0	69	987
Mt. Ephraim Borough	780	653	1	1,434	0	107	1,541
Oaklyn Borough	494	682	1	1,177	0	94	1,271
Pennsauken Township	2,607	5,331	6	7,944	2	804	8,750

		County Clerk VOTE FOR 1					
	Jennifer Exler (R)	Pamela Lampitt (D)	Write-in Totals	Total Votes Cast	Overvotes	Undervotes	Contest Total
Pine Hill Borough	938	1,318	1	2,257	3	257	2,517
Runnemede Borough	881	751	1	1,633	1	133	1,767
Somerdale Borough	574	871	1	1,446	1	137	1,584
Stratford Borough	902	863	0	1,765	0	142	1,907
Tavistock Borough	0	0	0	0	0	0	0
Voorhees Township	2,201	2,809	4	5,014	0	437	5,451
Waterford Township	1,937	815	0	2,752	0	195	2,947
Winslow Township	3,250	5,266	3	8,519	0	662	9,181
Woodlynne Borough	104	390	0	494	0	44	538
Overseas	0	0	0	0	0	0	0

Members of the Board of County Commissioners											
VOTE FOR 3											
	Danielle Barry (R)	Norman C. Rebel, Jr. (R)	Donald J. Smith (R)	Jeffrey L. Nash (D)	Melinda Kane (D)	Al Dyer (D)	Write-in Totals	Total Votes Cast	Overvotes	Undervotes	Contest Total
LEGISLATIVE Totals	45,315	42,152	42,769	61,048	62,073	58,272	196	311,825	183	40,495	352,503
4th Legislative District	12,597	11,787	11,934	13,510	13,793	12,791	36	76,448	30	9,592	86,070
5th Legislative District	13,417	12,451	12,610	23,344	23,639	22,574	74	108,109	72	14,624	122,805
6th Legislative District	19,301	17,914	18,225	24,194	24,641	22,907	86	127,268	81	16,279	143,628
MUNICIPAL Totals	45,315	42,152	42,769	61,048	62,073	58,272	196	311,825	183	40,495	352,503
Audubon Borough	1,284	1,215	1,235	1,249	1,264	1,224	3	7,474	0	776	8,250
Audubon Park Borough	125	121	126	144	145	130	0	791	3	187	981
Barrington Borough	876	807	811	894	904	879	6	5,177	0	424	5,601
Bellmawr Borough	1,563	1,451	1,472	1,190	1,222	1,149	2	8,049	15	1,182	9,246
Berlin Borough	1,294	1,205	1,227	882	893	818	0	6,319	6	812	7,137
Berlin Township	747	705	715	528	539	493	3	3,730	3	476	4,209
Brooklawn Borough	260	250	249	290	288	271	1	1,609	6	254	1,869
Camden City	1,568	1,455	1,452	7,485	7,557	7,279	31	26,827	24	4,790	31,641
Cherry Hill Township	6,332	5,798	5,942	7,665	7,798	7,065	35	40,635	33	6,141	46,809
Chesilhurst Borough	155	143	145	202	208	191	6	1,050	0	153	1,203
Clementon Borough	505	482	491	646	653	619	0	3,396	0	339	3,735
Collingswood Borough	848	772	787	2,298	2,314	2,232	14	9,265	3	929	10,197
Gibbsboro Borough	331	304	310	281	285	271	2	1,784	0	220	2,004
Gloucester City	1,259	1,187	1,194	1,323	1,333	1,235	0	7,531	0	929	8,460
Gloucester Township	7,248	6,796	6,895	7,398	7,580	7,057	21	42,995	12	5,476	48,483
Haddon Township	1,714	1,623	1,649	2,475	2,496	2,417	13	12,387	0	1,080	13,467
Haddonfield Borough	1,215	1,137	1,166	1,311	1,330	1,269	3	7,431	0	639	8,070
Haddon Heights Borough	1,041	974	986	1,107	1,120	1,057	0	6,285	0	507	6,792
Hi-Nella Borough	92	91	86	131	133	130	0	663	0	51	714
Laurel Springs Borough	326	309	305	303	313	288	0	1,844	0	187	2,031
Lawnside Borough	61	61	55	685	690	670	3	2,225	3	274	2,502
Lindenwold Borough	925	835	848	2,013	2,071	1,952	8	8,652	3	972	9,627
Magnolia Borough	525	504	510	749	757	701	0	3,746	3	403	4,152
Merchantville Borough	326	316	316	571	581	559	0	2,669	0	292	2,961
Mt. Ephraim Borough	762	713	719	670	665	650	5	4,184	0	439	4,623
Oaklyn Borough	486	458	462	682	696	650	1	3,435	0	378	3,813
Pennsauken Township	2,651	2,417	2,468	5,157	5,231	4,969	9	22,902	12	3,336	26,250

Members of the Board of County Commissioners		VOTE FOR 3									
	Danielle Barry (R)	Norman C. Rebel, Jr. (R)	Donald J. Smith (R)	Jeffrey L. Nash (D)	Melinda Kane (D)	Al Dyer (D)	Write-in Totals	Total Votes Cast	Overvotes	Undervotes	Contest Total
Pine Hill Borough	936	875	874	1,265	1,306	1,221	3	6,480	12	1,059	7,551
Runnemedede Borough	875	796	822	748	784	721	3	4,749	9	543	5,301
Somerdale Borough	581	528	543	855	881	830	2	4,220	3	529	4,752
Stratford Borough	861	821	825	858	884	798	0	5,047	0	674	5,721
Tavistock Borough	0	0	0	0	0	0	0	0	0	0	0
Voorhees Township	2,245	2,057	2,091	2,721	2,771	2,585	13	14,483	12	1,858	16,353
Waterford Township	1,919	1,846	1,855	813	824	752	0	8,009	0	832	8,841
Winslow Township	3,275	3,002	3,039	5,097	5,181	4,791	9	24,394	18	3,131	27,543
Woodlynne Borough	104	98	99	362	376	349	0	1,388	3	223	1,614
Overseas	0	0	0	0	0	0	0	0	0	0	0

	STATISTICS		
	Registered Voters - Total	Ballots Cast - Total	Voter Turnout - Total
LEGISLATIVE Totals	394,178	36,712	
4th Legislative District	92,927	10,792	11.61%
5th Legislative District	135,198	9,145	6.76%
6th Legislative District	166,053	16,775	10.1%
MUNICIPAL Totals	394,178	36,712	
Audubon Borough	7,231	617	8.53%
Audubon Park Borough	820	57	6.95%
Barrington Borough	5,469	595	10.88%
Bellmawr Borough	8,754	791	9.04%
Berlin Borough	6,553	746	11.38%
Berlin Township	4,584	415	9.05%
Brooklawn Borough	1,439	59	4.1%
Camden City	44,641	1,104	2.47%
Cherry Hill Township	60,261	6,950	11.53%
Chesilhurst Borough	1,269	89	7.01%
Clementon Borough	3,858	277	7.18%
Collingswood Borough	11,251	1,511	13.43%
Gibbsboro Borough	1,849	141	7.63%
Gloucester City	7,887	407	5.16%
Gloucester Township	51,624	5,689	11.02%
Haddon Township	12,971	1,246	9.61%
Haddonfield Borough	10,446	874	8.37%
Haddon Heights Borough	6,462	527	8.16%
Hi-Nella Borough	708	32	4.52%
Laurel Springs Borough	1,653	105	6.35%
Lawnside Borough	2,592	128	4.94%
Lindenwold Borough	11,321	724	6.4%
Magnolia Borough	3,460	250	7.23%
Merchantville Borough	2,956	272	9.2%
Mt. Ephraim Borough	3,809	274	7.19%
Oaklyn Borough	3,241	274	8.45%
Pennsauken Township	27,155	1,885	6.94%
Pine Hill Borough	7,747	620	8%

	STATISTICS	
	Registered Voters - Total	Voter Turnout - Total
Runnemedede Borough	6,360	16.19%
Somerdale Borough	4,352	6.43%
Stratford Borough	5,399	8.09%
Tavistock Borough	12	0%
Voorhees Township	24,226	13.29%
Waterford Township	8,499	13.12%
Winslow Township	31,535	12.36%
Woodlynne Borough	1,784	4.09%
Overseas	0	0%

	Presidential Electors for VOTE FOR 1													
	Donald J. Trump (R)	Kamala D. Harris (D)	Joseph Kishore (I)	Rachele Fruit (I)	Randall A. Terry (I)	Chase Oliver (I)	Jill Stein (I)	Robert F. Kennedy, Jr. (I)	Claudia De la Cruz (I)	Write-in Totals	Total Votes Cast	Overvotes	Undervotes	Contest Total
LEGISLATIVE Totals	17,187	18,875	9	6	10	41	147	118	25	75	36,493	99	120	36,712
4th Legislative District	5,519	5,109	3	0	1	5	28	34	6	15	10,720	39	33	10,792
5th Legislative District	3,801	5,193	1	5	2	10	30	20	8	16	9,086	32	27	9,145
6th Legislative District	7,867	8,573	5	1	7	26	89	64	11	44	16,687	28	60	16,775
MUNICIPAL Totals	17,187	18,875	9	6	10	41	147	118	25	75	36,493	99	120	36,712
Audubon Borough	288	323	0	0	0	0	2	3	0	1	617	0	0	617
Audubon Park Borough	37	20	0	0	0	0	0	0	0	0	57	0	0	57
Barrington Borough	292	294	0	0	0	0	1	2	0	2	591	3	1	595
Bellmawr Borough	465	308	0	0	0	2	5	2	0	1	783	6	2	791
Berlin Borough	463	279	0	0	0	0	2	1	0	1	746	0	0	746
Berlin Township	262	144	1	0	0	1	1	2	1	1	413	2	0	415
Brooklawn Borough	30	28	0	0	0	0	0	0	0	0	58	1	0	59
Camden City	231	856	1	0	0	0	6	0	2	2	1,098	4	2	1,104
Cherry Hill Township	3,276	3,533	2	1	4	12	39	26	3	14	6,910	8	32	6,950
Chesilhurst Borough	50	35	0	0	0	0	0	3	0	0	88	1	0	89
Clementon Borough	125	145	0	0	2	2	0	1	0	0	275	0	2	277
Collingswood Borough	411	1,074	0	1	0	3	4	3	1	2	1,499	1	11	1,511

		Presidential Electors for VOTE FOR 1										Total Votes Cast	Overvotes	Undervotes	Contest Total
		Donald J. Trump (R)	Kamala D. Harris (D)	Joseph Kishore (I)	Rachele Fruit (I)	Randall A. Terry (I)	Chase Oliver (I)	Jill Stein (I)	Robert F. Kennedy, Jr. (I)	Claudia De la Cruz (I)	Write-in Totals				
Gibbsboro Borough	85	53	0	0	0	0	1	1	0	0	1	141	0	0	141
Gloucester City	232	166	0	0	0	0	0	5	0	1	0	404	3	0	407
Gloucester Township	2,868	2,730	1	0	1	3	20	16	2	8	8	5,649	20	2	5,689
Haddon Township	524	701	0	0	0	2	8	2	1	4	4	1,242	2	2	1,246
Haddonfield Borough	356	482	0	0	0	1	3	12	2	10	10	866	1	7	874
Haddon Heights Borough	243	275	0	0	0	2	0	1	1	3	3	525	1	1	527
Hi-Nella Borough	11	21	0	0	0	0	0	0	0	0	0	32	0	0	32
Laurel Springs Borough	47	57	0	0	0	0	1	0	0	0	0	105	0	0	105
Lawnside Borough	16	110	0	0	0	0	0	0	1	0	0	127	0	1	128
Lindenwold Borough	236	476	0	0	0	0	3	3	1	0	0	719	4	1	724
Magnolia Borough	128	120	0	0	0	0	1	0	0	0	0	249	1	0	250
Merchantville Borough	105	163	0	0	0	0	0	1	0	1	1	270	1	1	272
Mt. Ephraim Borough	162	111	0	0	0	0	1	0	0	0	0	274	0	0	274
Oaklyn Borough	107	164	0	0	0	0	1	2	0	0	0	274	0	0	274
Pennsauken Township	745	1,114	0	1	0	2	2	4	2	2	2	1,872	6	7	1,885
Pine Hill Borough	258	352	0	0	0	0	3	1	0	2	2	616	3	1	620
Runnemede Borough	574	436	0	3	2	0	3	4	1	1	1	1,024	5	1	1,030
Somerdale Borough	125	150	0	0	0	1	1	0	1	1	1	279	0	1	280
Stratford Borough	232	195	0	0	1	0	3	1	0	2	2	434	2	1	437
Tavistock Borough	0	0	0	0	0	0	0	0	0	0	0	0	0	0	0
Voorhees Township	1,579	1,571	2	0	0	6	22	13	1	8	8	3,202	5	12	3,219
Waterford Township	790	316	1	0	0	0	0	3	0	1	1	1,111	2	2	1,115
Winslow Township	1,811	2,028	1	0	0	2	8	12	4	6	6	3,872	16	11	3,899
Woodlynne Borough	23	45	0	0	0	1	1	0	0	1	1	71	1	1	73
Overseas	0	0	0	0	0	0	0	0	0	0	0	0	0	0	0

		United States Senator											
		VOTE FOR 1											
		Curtis Bashaw (R)	Andy Kim (D)	Christina Khalil (I)	Joanne Kuniansky (I)	Kenneth R. Kaplan (I)	Patricia G. Mooneyham (I)	Write-in Totals	Total Votes Cast	Overvotes	Undervotes	Contest Total	
LEGISLATIVE Totals		16,007	18,801	214	39	122	27	13	35,223	61	1,428	36,712	
4th Legislative District		5,118	5,079	57	10	40	6	1	10,311	19	462	10,792	
5th Legislative District		3,495	5,126	52	13	29	4	6	8,725	18	402	9,145	
6th Legislative District		7,394	8,596	105	16	53	17	6	16,187	24	564	16,775	
MUNICIPAL Totals		16,007	18,801	214	39	122	27	13	35,223	61	1,428	36,712	
Audubon Borough		275	320	2	0	0	0	0	597	1	19	617	
Audubon Park Borough		34	19	0	0	0	0	0	53	0	4	57	
Barrington Borough		273	304	2	0	2	0	1	582	1	12	595	
Bellmawr Borough		414	331	6	1	2	0	0	754	4	33	791	
Berlin Borough		432	290	4	0	3	0	0	729	0	17	746	
Berlin Township		248	148	3	0	0	2	0	401	2	12	415	
Brooklawn Borough		27	28	0	0	0	0	0	55	0	4	59	
Camden City		212	770	15	4	3	1	1	1,006	3	95	1,104	
Cherry Hill Township		3,057	3,554	36	6	21	6	3	6,683	9	258	6,950	
Chesilhurst Borough		46	37	1	0	1	1	0	86	1	2	89	
Clementon Borough		110	145	0	0	3	0	0	258	0	19	277	
Collingswood Borough		391	1,073	3	1	5	0	0	1,473	1	37	1,511	
Gibbsboro Borough		78	56	0	0	3	0	0	137	0	4	141	
Gloucester City		212	172	4	0	1	0	0	389	1	17	407	
Gloucester Township		2,663	2,721	34	4	21	2	1	5,446	12	231	5,689	
Haddon Township		510	686	4	2	3	2	0	1,207	1	38	1,246	
Haddonfield Borough		373	463	4	1	0	0	0	841	2	31	874	
Haddon Heights Borough		231	277	0	0	1	0	0	509	2	16	527	
Hi-Nella Borough		10	18	0	0	1	1	0	30	0	2	32	
Laurel Springs Borough		45	56	1	0	0	0	0	102	1	2	105	
Lawnside Borough		15	106	1	1	0	0	0	123	0	5	128	
Lindenwold Borough		222	469	6	3	0	4	1	705	2	17	724	
Magnolia Borough		125	119	1	0	0	0	0	245	0	5	250	
Merchantville Borough		99	157	2	1	3	0	1	263	0	9	272	
Mt. Ephraim Borough		152	114	0	1	0	0	0	267	0	7	274	
Oaklyn Borough		98	165	1	0	1	0	0	265	0	9	274	
Pennsauken Township		668	1,080	14	1	11	2	1	1,777	3	105	1,885	

		United States Senator										
		VOTE FOR 1										
		Curtis Bashaw (R)	Andy Kim (D)	Christina Khalil (I)	Joanne Kuniansky (I)	Kenneth R. Kaplan (I)	Patricia G. Mooneyham (I)	Write-in Totals	Total Votes Cast	Overvotes	Undervotes	Contest Total
Pine Hill Borough		237	347	3	0	3	0	1	591	3	26	620
Runnemede Borough		519	455	4	4	0	1	1	984	2	44	1,030
Somerdale Borough		118	147	3	2	1	0	1	272	0	8	280
Stratford Borough		209	198	7	0	1	1	0	416	2	19	437
Tavistock Borough		0	0	0	0	0	0	0	0	0	0	0
Voorhees Township		1,473	1,610	31	1	13	1	0	3,129	2	88	3,219
Waterford Township		724	329	4	1	8	1	0	1,067	1	47	1,115
Winslow Township		1,685	1,992	18	5	10	2	0	3,712	5	182	3,899
Woodlynne Borough		22	45	0	0	1	0	1	69	0	4	73
Overseas		0	0	0	0	0	0	0	0	0	0	0

Member of the House of Representatives 1st Congressional District										
VOTE FOR 1										
	Theodore "Teddy" Liddell (R)	Donald Norcross (D)	Austin Johnson (I)	Robin Brownfield (I)	Write-in Totals	Total Votes Cast	Overvotes	Undervotes	Contest Total	
LEGISLATIVE Totals	16,723	17,436	206	502	21	34,888	42	1,782	36,712	
4th Legislative District	5,306	4,791	46	97	2	10,242	13	537	10,792	
5th Legislative District	3,690	4,717	69	172	10	8,658	12	475	9,145	
6th Legislative District	7,727	7,928	91	233	9	15,988	17	770	16,775	
MUNICIPAL Totals	16,723	17,436	206	502	21	34,888	42	1,782	36,712	
Audubon Borough	283	299	1	11	0	594	1	22	617	
Audubon Park Borough	34	16	0	2	0	52	0	5	57	
Barrington Borough	302	271	0	2	1	576	0	19	595	
Bellmawr Borough	425	310	5	11	0	751	1	39	791	
Berlin Borough	449	265	1	8	0	723	0	23	746	
Berlin Township	247	145	1	6	0	399	2	14	415	
Brooklawn Borough	30	27	0	0	0	57	0	2	59	
Camden City	220	721	23	30	1	995	2	107	1,104	
Cherry Hill Township	3,180	3,274	40	96	6	6,596	4	350	6,950	
Chesilhurst Borough	49	35	1	1	0	86	1	2	89	
Clementon Borough	116	134	2	4	0	256	1	20	277	
Collingswood Borough	431	940	11	57	3	1,442	2	67	1,511	
Gibbsboro Borough	82	50	2	2	0	136	0	5	141	
Gloucester City	214	167	1	11	0	393	1	13	407	
Gloucester Township	2,783	2,553	26	49	0	5,411	10	268	5,689	
Haddon Township	548	632	5	16	0	1,201	1	44	1,246	
Haddonfield Borough	422	390	2	13	0	827	0	47	874	
Haddon Heights Borough	252	255	1	3	1	512	1	14	527	
Hi-Nella Borough	8	21	0	1	0	30	0	2	32	
Laurel Springs Borough	45	52	0	3	0	100	0	5	105	
Lawnside Borough	19	99	3	1	1	123	0	5	128	
Lindenwold Borough	235	448	3	11	0	697	2	25	724	
Magnolia Borough	125	115	1	0	0	241	0	9	250	
Merchantville Borough	107	143	0	10	1	261	0	11	272	
Mt. Ephraim Borough	157	107	0	4	0	268	0	6	274	
Oaklyn Borough	108	148	0	5	0	261	0	13	274	
Pennsauken Township	713	999	19	22	1	1,754	2	129	1,885	

Member of the House of Representatives 1st Congressional District		VOTE FOR 1							
	Theodore "Teddy" Liddell (R)	Donald Norcross (D)	Austin Johnson (I)	Robin Brownfield (I)	Write-in Totals	Total Votes Cast	Overvotes	Undervotes	Contest Total
Pine Hill Borough	249	323	6	9	0	587	2	31	620
Runnemede Borough	531	439	8	9	1	988	2	40	1,030
Somerdale Borough	124	133	3	3	1	264	1	15	280
Stratford Borough	221	176	1	11	0	409	2	26	437
Tavistock Borough	0	0	0	0	0	0	0	0	0
Voorhees Township	1,515	1,507	21	42	1	3,086	2	131	3,219
Waterford Township	733	314	5	10	0	1,062	1	52	1,115
Winslow Township	1,741	1,889	14	37	2	3,683	1	215	3,899
Woodlynne Borough	25	39	0	2	1	67	0	6	73
Overseas	0	0	0	0	0	0	0	0	0

	Sheriff						Contest Total
	VOTE FOR 1						
	Sean Williams (R)	Chuck Billingham (D)	Write-in Totals	Total Votes Cast	Overvotes	Undervotes	
LEGISLATIVE Totals	16,703	17,661	27	34,391	5	2,316	36,712
4th Legislative District	5,273	4,826	4	10,103	3	686	10,792
5th Legislative District	3,651	4,906	9	8,566	0	579	9,145
6th Legislative District	7,779	7,929	14	15,722	2	1,051	16,775
MUNICIPAL Totals	16,703	17,661	27	34,391	5	2,316	36,712
Audubon Borough	280	305	1	586	0	31	617
Audubon Park Borough	34	14	0	48	0	9	57
Barrington Borough	286	280	1	567	0	28	595
Bellmawr Borough	426	323	1	750	0	41	791
Berlin Borough	453	259	1	713	0	33	746
Berlin Township	249	139	0	388	0	27	415
Brooklawn Borough	27	29	0	56	0	3	59
Camden City	215	764	1	980	0	124	1,104
Cherry Hill Township	3,238	3,208	6	6,452	1	497	6,950
Chesilhurst Borough	49	37	0	86	0	3	89
Clementon Borough	117	139	0	256	0	21	277
Collingswood Borough	426	994	2	1,422	0	89	1,511
Gibbsboro Borough	85	48	0	133	0	8	141
Gloucester City	192	196	0	388	0	19	407
Gloucester Township	2,735	2,588	2	5,325	1	363	5,689
Haddon Township	550	633	0	1,183	0	63	1,246
Haddonfield Borough	412	402	1	815	0	59	874
Haddon Heights Borough	251	257	0	508	0	19	527
Hi-Nella Borough	12	18	0	30	0	2	32
Laurel Springs Borough	47	55	0	102	0	3	105
Lawnside Borough	16	106	0	122	0	6	128
Lindenwold Borough	223	467	1	691	1	32	724
Magnolia Borough	123	119	0	242	0	8	250
Merchantville Borough	106	150	0	256	0	16	272
Mt. Ephraim Borough	160	106	0	266	0	8	274
Oaklyn Borough	103	159	1	263	0	11	274
Pennsauken Township	720	1,026	1	1,747	0	138	1,885

		Sheriff					
		VOTE FOR 1					
	Sean Williams (R)	Chuck Billingham (D)	Write-in Totals	Total Votes Cast	Overvotes	Undervotes	Contest Total
Pine Hill Borough	239	342	0	581	0	39	620
Runnemedede Borough	537	433	2	972	0	58	1,030
Somerdale Borough	126	136	2	264	0	16	280
Stratford Borough	218	182	1	401	0	36	437
Tavistock Borough	0	0	0	0	0	0	0
Voorhees Township	1,534	1,503	1	3,038	0	181	3,219
Waterford Township	756	296	1	1,053	1	61	1,115
Winslow Township	1,733	1,905	1	3,639	1	259	3,899
Woodlynne Borough	25	43	0	68	0	5	73
Overseas	0	0	0	0	0	0	0

	County Clerk						Contest Total
	Jennifer Exler (R)	Pamela Lampitt (D)	Write-in Totals	Total Votes Cast	Overvotes	Undervotes	
LEGISLATIVE Totals	16,504	17,796	21	34,321	3	2,388	36,712
4th Legislative District	5,255	4,826	2	10,083	2	707	10,792
5th Legislative District	3,645	4,884	8	8,537	0	608	9,145
6th Legislative District	7,604	8,086	11	15,701	1	1,073	16,775
MUNICIPAL Totals	16,504	17,796	21	34,321	3	2,388	36,712
Audubon Borough	276	307	1	584	0	33	617
Audubon Park Borough	32	15	0	47	0	10	57
Barrington Borough	283	283	1	567	0	28	595
Bellmawr Borough	425	311	0	736	0	55	791
Berlin Borough	443	269	1	713	0	33	746
Berlin Township	248	142	1	391	0	24	415
Brooklawn Borough	30	26	0	56	0	3	59
Camden City	210	772	1	983	0	121	1,104
Cherry Hill Township	3,151	3,292	5	6,448	1	501	6,950
Chesilhurst Borough	51	35	0	86	0	3	89
Clementon Borough	116	140	0	256	0	21	277
Collingswood Borough	429	1,001	1	1,431	0	80	1,511
Gibbsboro Borough	83	50	0	133	0	8	141
Gloucester City	224	159	0	383	0	24	407
Gloucester Township	2,736	2,573	1	5,310	2	377	5,689
Haddon Township	536	643	0	1,179	0	67	1,246
Haddonfield Borough	409	405	1	815	0	59	874
Haddon Heights Borough	247	257	0	504	0	23	527
Hi-Nella Borough	11	19	0	30	0	2	32
Laurel Springs Borough	46	54	0	100	0	5	105
Lawnside Borough	17	106	0	123	0	5	128
Lindenwold Borough	223	468	0	691	0	33	724
Magnolia Borough	122	117	0	239	0	11	250
Merchantville Borough	99	158	1	258	0	14	272
Mt. Ephraim Borough	162	102	0	264	0	10	274
Oaklyn Borough	97	164	0	261	0	13	274
Pennsauken Township	699	1,042	1	1,742	0	143	1,885

		County Clerk VOTE FOR 1					
	Jennifer Exler (R)	Pamela Lampitt (D)	Write-in Totals	Total Votes Cast	Overvotes	Undervotes	Contest Total
Pine Hill Borough	243	339	0	582	0	38	620
Runnemedede Borough	535	425	2	962	0	68	1,030
Somerdale Borough	125	137	2	264	0	16	280
Stratford Borough	213	187	0	400	0	37	437
Tavistock Borough	0	0	0	0	0	0	0
Voorhees Township	1,489	1,539	1	3,029	0	190	3,219
Waterford Township	742	305	0	1,047	0	68	1,115
Winslow Township	1,726	1,913	1	3,640	0	259	3,899
Woodlynne Borough	26	41	0	67	0	6	73
Overseas	0	0	0	0	0	0	0

Members of the Board of County Commissioners											
VOTE FOR 3											
	Danielle Barry (R)	Norman C. Rebel, Jr. (R)	Donald J. Smith (R)	Jeffrey L. Nash (D)	Melinda Kane (D)	Al Dyer (D)	Write-in Totals	Total Votes Cast	Overvotes	Undervotes	Contest Total
LEGISLATIVE Totals	16,445	15,575	15,738	17,556	17,733	16,810	51	99,908	24	10,204	110,136
4th Legislative District	5,206	4,982	4,994	4,775	4,801	4,555	6	29,299	0	3,077	32,376
5th Legislative District	3,616	3,441	3,462	4,834	4,880	4,699	23	24,955	6	2,474	27,435
6th Legislative District	7,623	7,172	7,282	7,947	8,052	7,556	22	45,654	18	4,653	50,325
MUNICIPAL Totals	16,445	15,575	15,738	17,556	17,733	16,810	51	99,908	24	10,204	110,136
Audubon Borough	283	288	269	304	310	306	1	1,741	0	110	1,851
Audubon Park Borough	33	32	31	15	16	16	0	143	0	28	171
Barrington Borough	281	272	267	281	283	289	3	1,656	0	129	1,785
Bellmawr Borough	429	403	419	310	318	292	0	2,171	0	202	2,373
Berlin Borough	448	419	429	260	274	249	3	2,082	0	156	2,238
Berlin Township	245	240	242	141	139	132	0	1,139	0	106	1,245
Brooklawn Borough	26	26	25	24	26	23	0	150	0	27	177
Camden City	216	199	196	741	752	733	1	2,838	0	474	3,312
Cherry Hill Township	3,128	2,943	3,003	3,265	3,289	3,042	10	18,680	3	2,167	20,850
Chesilhurst Borough	48	46	45	35	35	35	0	244	0	23	267
Clementon Borough	111	104	109	140	138	134	0	736	3	92	831
Collingswood Borough	420	404	401	996	1,008	994	6	4,229	3	301	4,533
Gibbsboro Borough	86	81	79	47	47	45	0	385	0	38	423
Gloucester City	208	205	203	164	166	153	0	1,099	0	122	1,221
Gloucester Township	2,705	2,573	2,593	2,559	2,584	2,454	5	15,473	0	1,594	17,067
Haddon Township	543	520	520	639	653	626	0	3,501	0	237	3,738
Haddonfield Borough	411	391	398	400	412	398	1	2,411	0	211	2,622
Haddon Heights Borough	243	235	239	259	265	251	0	1,492	0	89	1,581
Hi-Nella Borough	11	10	9	17	19	17	0	83	0	13	96
Laurel Springs Borough	49	43	47	52	54	49	0	294	0	21	315
Lawnside Borough	16	16	14	104	104	103	0	357	0	27	384
Lindenwold Borough	225	209	214	452	455	424	0	1,979	0	193	2,172
Magnolia Borough	121	113	116	115	121	112	0	698	0	52	750
Merchantville Borough	99	93	96	156	157	154	3	758	0	58	816
Mt. Ephraim Borough	153	152	154	110	102	102	0	773	0	49	822
Oaklyn Borough	95	94	90	161	160	154	0	754	0	68	822
Pennsauken Township	698	657	660	1,020	1,028	988	3	5,054	3	598	5,655

Members of the Board of County Commissioners		VOTE FOR 3									
	Danielle Barry (R)	Norman C. Rebel, Jr. (R)	Donald J. Smith (R)	Jeffrey L. Nash (D)	Melinda Kane (D)	Al Dyer (D)	Write-in Totals	Total Votes Cast	Overvotes	Undervotes	Contest Total
Pine Hill Borough	246	226	228	329	335	316	0	1,680	0	180	1,860
Runnemede Borough	536	508	511	428	422	397	6	2,808	0	282	3,090
Somerdale Borough	126	119	120	136	133	129	6	769	0	71	840
Stratford Borough	218	202	203	182	190	171	2	1,168	0	143	1,311
Tavistock Borough	0	0	0	0	0	0	0	0	0	0	0
Voorhees Township	1,511	1,410	1,430	1,492	1,513	1,439	0	8,795	12	850	9,657
Waterford Township	738	712	719	311	306	292	0	3,078	0	267	3,345
Winslow Township	1,715	1,631	1,637	1,870	1,876	1,774	1	10,504	0	1,193	11,697
Woodlynne Borough	24	19	22	41	43	37	0	186	0	33	219
Overseas	0	0	0	0	0	0	0	0	0	0	0

OFFICIAL RESULTS
Camden County

State - Vote by Mail by Municipality
2024 Camden County General
November 5, 2024

	STATISTICS		
	Registered Voters - Total	Ballots Cast - Total	Voter Turnout - Total
LEGISLATIVE Totals	394,178	87,825	
4th Legislative District	92,927	20,330	21.88%
5th Legislative District	135,198	23,252	17.2%
6th Legislative District	166,053	44,243	26.64%
MUNICIPAL Totals	394,178	87,825	
Audubon Borough	7,231	1,756	24.28%
Audubon Park Borough	820	157	19.15%
Barrington Borough	5,469	1,309	23.93%
Bellmawr Borough	8,754	1,715	19.59%
Berlin Borough	6,553	1,412	21.55%
Berlin Township	4,584	1,157	25.24%
Brooklawn Borough	1,439	192	13.34%
Camden City	44,641	4,222	9.46%
Cherry Hill Township	60,261	17,952	29.79%
Chesilhurst Borough	1,269	228	17.97%
Clementon Borough	3,858	649	16.82%
Collingswood Borough	11,251	2,858	25.4%
Gibbsboro Borough	1,849	464	25.09%
Gloucester City	7,887	1,145	14.52%
Gloucester Township	51,624	11,372	22.03%
Haddon Township	12,971	3,582	27.62%
Haddonfield Borough	10,446	3,973	38.03%
Haddon Heights Borough	6,462	1,982	30.67%
Hi-Nella Borough	708	112	15.82%
Laurel Springs Borough	1,653	340	20.57%
Lawnside Borough	2,592	577	22.26%
Lindenwold Borough	11,321	2,036	17.98%
Magnolia Borough	3,460	587	16.97%
Merchantville Borough	2,956	642	21.72%
Mt. Ephraim Borough	3,809	741	19.45%
Oaklyn Borough	3,241	708	21.85%
Pennsauken Township	27,155	4,660	17.16%
Pine Hill Borough	7,747	1,448	18.69%

	STATISTICS	
	Registered Voters - Total	Voter Turnout - Total
Runnemedede Borough	6,360	21.24%
Somerdale Borough	4,352	19.32%
Stratford Borough	5,399	23.84%
Tavistock Borough	12	66.67%
Voorhees Township	24,226	28.7%
Waterford Township	8,499	20.9%
Winslow Township	31,535	22.05%
Woodlynnne Borough	1,784	11.04%
Overseas	0	0%

Presidential Electors for

VOTE FOR 1

	Donald J. Trump (R)	Kamala D. Harris (D)	Joseph Kishore (I)	Rachele Fruit (I)	Randall A. Terry (I)	Chase Oliver (I)	Jill Stein (I)	Robert F. Kennedy, Jr. (I)	Claudia De la Cruz (I)	Write-in Totals	Total Votes Cast	Overvotes	Undervotes	Contest Total
LEGISLATIVE Totals	18,478	65,560	29	9	46	147	433	442	102	339	85,585	1,561	679	87,825
4th Legislative District	5,325	14,190	8	1	15	30	82	105	19	73	19,848	338	144	20,330
5th Legislative District	4,167	17,812	8	6	13	35	112	107	38	64	22,362	711	179	23,252
6th Legislative District	8,986	33,558	13	2	18	82	239	230	45	202	43,375	512	356	44,243
MUNICIPAL Totals	18,478	65,560	29	9	46	147	433	442	102	339	85,585	1,561	679	87,825
Audubon Borough	367	1,343	0	0	1	5	3	8	0	7	1,734	9	13	1,756
Audubon Park Borough	41	111	0	0	0	0	1	2	0	0	155	2	0	157
Barrington Borough	306	957	1	1	0	3	5	4	1	5	1,283	16	10	1,309
Bellmawr Borough	454	1,190	2	0	0	2	8	13	1	7	1,677	26	12	1,715
Berlin Borough	440	910	0	0	1	6	8	13	0	8	1,386	14	12	1,412
Berlin Township	329	795	0	0	0	1	4	6	0	1	1,136	13	8	1,157
Brooklawn Borough	42	141	0	0	0	0	0	2	1	0	186	3	3	192
Camden City	415	3,329	1	1	1	1	18	9	6	7	3,788	396	38	4,222
Cherry Hill Township	3,632	13,691	6	0	5	31	86	93	17	93	17,654	132	166	17,952
Chesilhurst Borough	37	180	0	0	0	0	3	1	0	1	222	4	2	228
Clementon Borough	143	474	0	0	0	1	5	2	2	2	629	20	0	649
Collingswood Borough	268	2,484	2	0	1	6	26	7	9	7	2,810	23	25	2,858

		Presidential Electors for VOTE FOR 1												
	Donald J. Trump (R)	Kamala D. Harris (D)	Joseph Kishore (I)	Rachele Fruit (I)	Randall A. Terry (I)	Chase Oliver (I)	Jill Stein (I)	Robert F. Kennedy, Jr. (I)	Claudia De la Cruz (I)	Write-in Totals	Total Votes Cast	Overvotes	Undervotes	Contest Total
Gibbsboro Borough	116	331	0	0	0	1	2	4	1	2	457	4	3	464
Gloucester City	310	771	0	0	0	1	7	4	2	7	1,102	34	9	1,145
Gloucester Township	3,045	7,865	5	0	8	18	44	62	12	45	11,104	169	99	11,372
Haddon Township	599	2,850	1	0	1	8	22	29	6	14	3,530	23	29	3,582
Haddonfield Borough	712	3,153	2	0	2	9	19	13	0	20	3,930	8	35	3,973
Haddon Heights Borough	384	1,525	1	0	4	5	5	17	6	9	1,956	8	18	1,982
Hi-Nella Borough	32	77	0	0	0	0	0	1	0	0	110	2	0	112
Laurel Springs Borough	78	249	0	1	0	1	3	1	0	3	336	2	2	340
Lawnside Borough	24	527	0	0	1	0	1	1	0	1	555	18	4	577
Lindenwold Borough	367	1,546	0	0	1	2	8	7	2	6	1,939	84	13	2,036
Magnolia Borough	125	438	2	0	0	1	3	2	2	1	574	10	3	587
Merchantville Borough	96	516	0	0	2	0	2	4	1	3	624	10	8	642
Mt. Ephraim Borough	195	516	0	0	1	1	2	7	2	3	727	9	5	741
Oaklyn Borough	108	565	0	0	1	4	6	6	2	2	694	9	5	708
Pennsauken Township	809	3,622	0	3	2	9	23	19	5	7	4,499	141	20	4,660
Pine Hill Borough	337	1,039	2	0	0	1	2	12	0	5	1,398	43	7	1,448
Runnemedede Borough	388	908	0	1	1	1	5	8	3	2	1,317	24	10	1,351
Somerdale Borough	155	642	0	1	0	2	6	1	0	2	809	30	2	841
Stratford Borough	293	940	0	0	1	1	7	12	3	6	1,263	14	10	1,287
Tavistock Borough	4	4	0	0	0	0	0	0	0	0	8	0	0	8
Voorhees Township	1,451	5,216	0	0	5	13	56	25	10	36	6,812	84	57	6,953
Waterford Township	693	1,023	1	1	1	3	5	16	0	5	1,748	17	11	1,776
Winslow Township	1,550	5,122	2	0	6	9	30	26	7	22	6,774	148	32	6,954
Woodlynne Borough	48	133	1	0	0	0	0	1	0	0	183	12	2	197
Overseas	85	377	0	0	0	1	8	4	1	0	476	0	6	482

		United States Senator											
		VOTE FOR 1											
		Curtis Bashaw (R)	Andy Kim (D)	Christina Khalil (I)	Joanne Kuniansky (I)	Kenneth R. Kaplan (I)	Patricia G. Mooneyham (I)	Write-in Totals	Total Votes Cast	Overvotes	Undervotes	Contest Total	
LEGISLATIVE Totals		17,304	66,180	562	100	237	75	38	84,496	1,062	2,267	87,825	
4th Legislative District		4,961	14,433	100	16	54	19	4	19,587	209	534	20,330	
5th Legislative District		3,853	17,867	179	39	73	32	14	22,057	503	692	23,252	
6th Legislative District		8,490	33,880	283	45	110	24	20	42,852	350	1,041	44,243	
MUNICIPAL Totals		17,304	66,180	562	100	237	75	38	84,496	1,062	2,267	87,825	
Audubon Borough		349	1,344	2	6	7	2	0	1,710	9	37	1,756	
Audubon Park Borough		35	117	2	0	0	0	0	154	2	1	157	
Barrington Borough		288	988	6	4	4	2	2	1,274	7	28	1,309	
Bellmawr Borough		394	1,214	10	4	6	3	1	1,632	22	61	1,715	
Berlin Borough		426	911	12	2	5	1	0	1,357	15	40	1,412	
Berlin Township		300	812	8	0	3	0	0	1,123	13	21	1,157	
Brooklawn Borough		37	143	0	1	0	0	0	181	3	8	192	
Camden City		370	3,292	48	2	17	8	0	3,737	276	209	4,222	
Cherry Hill Township		3,436	13,914	103	16	35	11	6	17,521	74	357	17,952	
Chesilhurst Borough		36	182	4	0	0	0	0	222	1	5	228	
Clementon Borough		134	473	10	0	2	1	0	620	14	15	649	
Collingswood Borough		273	2,457	28	8	10	3	1	2,780	19	59	2,858	
Gibbsboro Borough		101	349	0	1	1	0	0	452	2	10	464	
Gloucester City		273	787	14	1	2	0	2	1,079	31	35	1,145	
Gloucester Township		2,815	8,030	54	9	34	15	1	10,958	103	311	11,372	
Haddon Township		586	2,858	27	2	9	1	5	3,488	16	78	3,582	
Haddonfield Borough		775	3,067	15	2	9	0	1	3,869	12	92	3,973	
Haddon Heights Borough		411	1,523	9	1	3	2	3	1,952	5	25	1,982	
Hi-Nella Borough		29	79	1	0	0	0	0	109	1	2	112	
Laurel Springs Borough		65	263	4	0	0	0	0	332	2	6	340	
Lawnside Borough		20	521	2	0	1	1	0	545	13	19	577	
Lindenwold Borough		331	1,567	9	2	7	2	2	1,920	58	58	2,036	
Magnolia Borough		122	431	4	5	3	0	0	565	6	16	587	
Merchantville Borough		94	525	0	1	0	0	2	622	4	16	642	
Mt. Ephraim Borough		168	537	5	1	3	2	0	716	5	20	741	
Oaklyn Borough		90	573	9	1	4	0	0	677	8	23	708	
Pennsauken Township		741	3,650	29	8	13	6	3	4,450	99	111	4,660	

		United States Senator										
		VOTE FOR 1										
		Curtis Bashaw (R)	Andy Kim (D)	Christina Khalil (I)	Joanne Kuniansky (I)	Kenneth R. Kaplan (I)	Patricia G. Mooneyham (I)	Write-in Totals	Total Votes Cast	Overvotes	Undervotes	Contest Total
Pine Hill Borough		293	1,062	3	0	5	3	2	1,368	29	51	1,448
Runnemede Borough		342	932	14	2	6	2	0	1,298	12	41	1,351
Somerdale Borough		138	645	8	2	3	0	0	796	14	31	841
Stratford Borough		257	968	9	2	4	2	0	1,242	10	35	1,287
Tavistock Borough		5	3	0	0	0	0	0	8	0	0	8
Voorhees Township		1,347	5,267	57	10	19	2	4	6,706	61	186	6,953
Waterford Township		659	1,043	5	3	6	0	1	1,717	6	53	1,776
Winslow Township		1,451	5,178	37	4	14	4	2	6,690	99	165	6,954
Woodlynne Borough		38	135	0	0	1	1	0	175	11	11	197
Overseas		75	360	14	0	1	1	0	451	0	31	482

Member of the House of Representatives 1st Congressional District										
VOTE FOR 1										
	Theodore "Teddy" Liddell (R)	Donald Norcross (D)	Austin Johnson (I)	Robin Brownfield (I)	Write-in Totals	Total Votes Cast	Overvotes	Undervotes	Contest Total	
LEGISLATIVE Totals	19,299	61,774	657	1,811	71	83,612	769	3,444	87,825	
4th Legislative District	5,463	13,672	119	260	11	19,525	151	654	20,330	
5th Legislative District	4,210	16,784	238	628	22	21,882	349	1,021	23,252	
6th Legislative District	9,626	31,318	300	923	38	42,205	269	1,769	44,243	
MUNICIPAL Totals	19,299	61,774	657	1,811	71	83,612	769	3,444	87,825	
Audubon Borough	408	1,229	8	44	1	1,690	7	59	1,756	
Audubon Park Borough	35	108	0	5	0	148	2	7	157	
Barrington Borough	324	905	9	25	1	1,264	6	39	1,309	
Bellmawr Borough	390	1,199	14	24	2	1,629	13	73	1,715	
Berlin Borough	457	866	11	26	0	1,360	6	46	1,412	
Berlin Township	328	763	7	13	0	1,111	10	36	1,157	
Brooklawn Borough	38	141	1	3	0	183	3	6	192	
Camden City	390	3,185	78	89	4	3,746	191	285	4,222	
Cherry Hill Township	3,932	12,758	99	367	15	17,171	57	724	17,952	
Chesilhurst Borough	40	175	2	3	0	220	1	7	228	
Clementon Borough	147	448	9	16	1	621	11	17	649	
Collingswood Borough	322	2,166	29	198	4	2,719	10	129	2,858	
Gibbsboro Borough	114	323	4	7	1	449	2	13	464	
Gloucester City	295	757	10	18	1	1,081	22	42	1,145	
Gloucester Township	3,174	7,504	70	152	7	10,907	71	394	11,372	
Haddon Township	678	2,611	26	113	5	3,433	12	137	3,582	
Haddonfield Borough	944	2,655	23	112	6	3,740	7	226	3,973	
Haddon Heights Borough	449	1,402	12	49	1	1,913	3	66	1,982	
Hi-Nella Borough	35	70	1	3	0	109	1	2	112	
Laurel Springs Borough	80	235	2	7	0	324	1	15	340	
Lawnside Borough	25	493	11	6	0	535	10	32	577	
Lindenwold Borough	352	1,536	14	24	3	1,929	48	59	2,036	
Magnolia Borough	134	411	1	13	0	559	5	23	587	
Merchantville Borough	111	461	4	26	3	605	3	34	642	
Mt. Ephraim Borough	180	501	8	19	0	708	4	29	741	
Oaklyn Borough	111	510	15	32	0	668	8	32	708	
Pennsauken Township	817	3,475	54	84	3	4,433	76	151	4,660	

OFFICIAL RESULTS
Camden County

State - Vote by Mail by Municipality
2024 Camden County General
November 5, 2024

Member of the House of Representatives 1st Congressional District		VOTE FOR 1							
	Theodore "Teddy" Liddell (R)	Donald Norcross (D)	Austin Johnson (I)	Robin Brownfield (I)	Write-in Totals	Total Votes Cast	Overvotes	Undervotes	Contest Total
Pine Hill Borough	317	1,023	14	17	1	1,372	21	55	1,448
Runnemedede Borough	367	891	9	24	2	1,293	5	53	1,351
Somerdale Borough	150	632	6	12	0	800	11	30	841
Stratford Borough	297	910	13	11	0	1,231	6	50	1,287
Tavistock Borough	6	2	0	0	0	8	0	0	8
Voorhees Township	1,484	4,964	44	139	6	6,637	51	265	6,953
Waterford Township	703	983	7	15	0	1,708	5	63	1,776
Winslow Township	1,546	5,010	40	90	4	6,690	74	190	6,954
Woodlynne Borough	40	124	2	7	0	173	6	18	197
Overseas	79	348	0	18	0	445	0	37	482

	Sheriff						
	Sean Williams (R)	Chuck Billingham (D)	Write-in Totals	Total Votes Cast	Overvotes	Undervotes	Contest Total
LEGISLATIVE Totals	19,423	63,051	85	82,559	66	4,718	87,343
4th Legislative District	5,451	13,892	15	19,358	11	961	20,330
5th Legislative District	4,233	17,329	31	21,593	27	1,150	22,770
6th Legislative District	9,739	31,830	39	41,608	28	2,607	44,243
MUNICIPAL Totals	19,423	63,051	85	82,559	66	4,718	87,343
Audubon Borough	400	1,281	0	1,681	0	75	1,756
Audubon Park Borough	39	106	0	145	0	12	157
Barrington Borough	318	934	2	1,254	1	54	1,309
Bellmawr Borough	407	1,222	3	1,632	1	82	1,715
Berlin Borough	471	865	1	1,337	1	74	1,412
Berlin Township	337	762	1	1,100	0	57	1,157
Brooklawn Borough	36	146	1	183	0	9	192
Camden City	450	3,456	6	3,912	20	290	4,222
Cherry Hill Township	3,924	12,944	9	16,877	7	1,068	17,952
Chesilhurst Borough	42	172	0	214	0	14	228
Clementon Borough	158	464	1	623	0	26	649
Collingswood Borough	346	2,349	11	2,706	1	151	2,858
Gibbsboro Borough	122	319	1	442	1	21	464
Gloucester City	263	848	1	1,112	0	33	1,145
Gloucester Township	3,122	7,687	9	10,818	6	548	11,372
Haddon Township	670	2,716	9	3,395	1	186	3,582
Haddonfield Borough	906	2,747	7	3,660	1	312	3,973
Haddon Heights Borough	441	1,451	0	1,892	0	90	1,982
Hi-Nella Borough	32	74	0	106	1	5	112
Laurel Springs Borough	84	235	0	319	2	19	340
Lawnside Borough	28	512	0	540	1	36	577
Lindenwold Borough	381	1,569	1	1,951	1	84	2,036
Magnolia Borough	141	423	0	564	0	23	587
Merchantville Borough	112	485	3	600	0	42	642
Mt. Ephraim Borough	181	519	0	700	0	41	741
Oaklyn Borough	113	558	0	671	2	35	708
Pennsauken Township	878	3,579	2	4,459	3	198	4,660

		Sheriff					
		VOTE FOR 1					
	Sean Williams (R)	Chuck Billingham (D)	Write-in Totals	Total Votes Cast	Overvotes	Undervotes	Contest Total
Pine Hill Borough	330	1,049	1	1,380	1	67	1,448
Runnemede Borough	359	923	2	1,284	1	66	1,351
Somerdale Borough	157	643	0	800	1	40	841
Stratford Borough	287	910	1	1,198	0	89	1,287
Tavistock Borough	5	3	0	8	0	0	8
Voorhees Township	1,554	4,931	7	6,492	8	453	6,953
Waterford Township	707	979	0	1,686	0	90	1,776
Winslow Township	1,580	5,054	6	6,640	5	309	6,954
Woodlynne Borough	42	136	0	178	0	19	197
Overseas	0	0	0	0	0	0	0

	County Clerk						Contest Total
	Jennifer Exler (R)	Pamela Lampitt (D)	Write-in Totals	Total Votes Cast	Overvotes	Undervotes	
LEGISLATIVE Totals	19,047	63,675	70	82,792	64	4,487	87,343
4th Legislative District	5,448	13,897	13	19,358	11	961	20,330
5th Legislative District	4,224	17,330	29	21,583	22	1,165	22,770
6th Legislative District	9,375	32,448	28	41,851	31	2,361	44,243
MUNICIPAL Totals	19,047	63,675	70	82,792	64	4,487	87,343
Audubon Borough	401	1,284	0	1,685	0	71	1,756
Audubon Park Borough	41	103	0	144	0	13	157
Barrington Borough	313	943	0	1,256	0	53	1,309
Bellmawr Borough	425	1,186	2	1,613	1	101	1,715
Berlin Borough	464	880	0	1,344	2	66	1,412
Berlin Township	332	780	0	1,112	0	45	1,157
Brooklawn Borough	35	145	0	180	0	12	192
Camden City	417	3,492	6	3,915	18	289	4,222
Cherry Hill Township	3,768	13,191	11	16,970	10	972	17,952
Chesilhurst Borough	37	179	0	216	0	12	228
Clementon Borough	149	467	1	617	3	29	649
Collingswood Borough	335	2,380	6	2,721	0	137	2,858
Gibbsboro Borough	117	332	0	449	0	15	464
Gloucester City	304	789	1	1,094	0	51	1,145
Gloucester Township	3,144	7,652	7	10,803	5	564	11,372
Haddon Township	647	2,751	6	3,404	1	177	3,582
Haddonfield Borough	865	2,852	3	3,720	0	253	3,973
Haddon Heights Borough	443	1,451	2	1,896	0	86	1,982
Hi-Nella Borough	32	76	0	108	0	4	112
Laurel Springs Borough	84	238	0	322	0	18	340
Lawnside Borough	18	526	0	544	1	32	577
Lindenwold Borough	375	1,577	1	1,953	2	81	2,036
Magnolia Borough	138	422	0	560	0	27	587
Merchantville Borough	111	486	8	605	0	37	642
Mt. Ephraim Borough	196	510	0	706	0	35	741
Oaklyn Borough	112	558	1	671	0	37	708
Pennsauken Township	838	3,612	2	4,452	3	205	4,660

		County Clerk VOTE FOR 1					
	Jennifer Exler (R)	Pamela Lampitt (D)	Write-in Totals	Total Votes Cast	Overvotes	Undervotes	Contest Total
Pine Hill Borough	325	1,056	0	1,381	1	66	1,448
Runnemede Borough	366	912	2	1,280	0	71	1,351
Somerdale Borough	156	643	0	799	1	41	841
Stratford Borough	279	927	0	1,206	0	81	1,287
Tavistock Borough	6	2	0	8	0	0	8
Voorhees Township	1,467	5,067	5	6,539	10	404	6,953
Waterford Township	701	983	1	1,685	0	91	1,776
Winslow Township	1,566	5,083	5	6,654	6	294	6,954
Woodlynne Borough	40	140	0	180	0	17	197
Overseas	0	0	0	0	0	0	0

Members of the Board of County Commissioners											
VOTE FOR 3											
	Danielle Barry (R)	Norman C. Rebel, Jr. (R)	Donald J. Smith (R)	Jeffrey L. Nash (D)	Melinda Kane (D)	Al Dyer (D)	Write-in Totals	Total Votes Cast	Overvotes	Undervotes	Contest Total
LEGISLATIVE Totals	19,501	18,094	18,618	63,350	63,643	61,545	193	244,944	255	16,831	262,030
4th Legislative District	5,560	5,167	5,284	13,865	14,016	13,565	30	57,487	39	3,464	60,990
5th Legislative District	4,279	3,968	4,102	17,274	17,343	16,982	91	64,039	87	4,185	68,311
6th Legislative District	9,662	8,959	9,232	32,211	32,284	30,998	72	123,418	129	9,182	132,729
MUNICIPAL Totals	19,501	18,094	18,618	63,350	63,643	61,545	193	244,944	255	16,831	262,030
Audubon Borough	405	367	380	1,294	1,303	1,277	1	5,027	3	238	5,268
Audubon Park Borough	41	36	36	106	108	105	0	432	0	39	471
Barrington Borough	332	305	310	935	945	923	2	3,752	3	173	3,928
Bellmawr Borough	419	396	414	1,209	1,194	1,166	5	4,803	3	339	5,145
Berlin Borough	480	465	462	866	868	842	1	3,984	12	240	4,236
Berlin Township	334	314	325	781	775	758	0	3,287	3	181	3,471
Brooklawn Borough	35	36	35	142	142	136	0	526	0	50	576
Camden City	415	380	393	3,431	3,477	3,408	22	11,526	51	1,089	12,666
Cherry Hill Township	3,875	3,550	3,701	13,049	13,112	12,319	26	49,632	42	4,182	53,856
Chesilhurst Borough	37	37	39	178	177	176	0	644	0	40	684
Clementon Borough	151	143	142	474	471	462	3	1,846	0	101	1,947
Collingswood Borough	347	310	325	2,372	2,391	2,347	27	8,119	6	449	8,574
Gibbsboro Borough	112	107	113	324	325	314	2	1,297	0	95	1,392
Gloucester City	303	285	293	794	776	761	3	3,215	3	217	3,435
Gloucester Township	3,245	2,996	3,074	7,614	7,731	7,463	19	32,162	18	1,936	34,116
Haddon Township	683	624	652	2,759	2,753	2,705	17	10,193	0	553	10,746
Haddonfield Borough	897	848	865	2,828	2,830	2,766	4	11,038	3	878	11,919
Haddon Heights Borough	460	427	446	1,458	1,456	1,425	2	5,674	3	269	5,946
Hi-Nella Borough	32	31	30	75	74	74	0	316	0	20	336
Laurel Springs Borough	85	79	81	243	238	233	0	959	6	55	1,020
Lawnside Borough	23	21	21	518	516	507	0	1,606	6	119	1,731
Lindenwold Borough	372	355	347	1,571	1,572	1,559	4	5,760	6	322	6,108
Magnolia Borough	140	131	134	420	428	422	0	1,675	3	83	1,761
Merchantville Borough	114	97	105	483	486	478	20	1,763	0	143	1,926
Mt. Ephraim Borough	200	189	192	503	510	498	0	2,092	0	131	2,223
Oaklyn Borough	116	101	102	556	560	544	1	1,980	0	144	2,124
Pennsauken Township	858	800	819	3,585	3,602	3,526	5	13,195	12	773	13,980

Members of the Board of County Commissioners		VOTE FOR 3									
	Danielle Barry (R)	Norman C. Rebel, Jr. (R)	Donald J. Smith (R)	Jeffrey L. Nash (D)	Melinda Kane (D)	Al Dyer (D)	Write-in Totals	Total Votes Cast	Overvotes	Undervotes	Contest Total
Pine Hill Borough	335	307	315	1,049	1,058	1,033	0	4,097	6	241	4,344
Runnemede Borough	348	337	351	931	923	902	4	3,796	3	254	4,053
Somerdale Borough	163	144	144	643	650	634	0	2,378	6	139	2,523
Stratford Borough	290	266	274	914	922	872	3	3,541	6	314	3,861
Tavistock Borough	5	5	5	3	3	3	0	24	0	0	24
Voorhees Township	1,528	1,432	1,483	5,032	5,021	4,846	11	19,353	30	1,476	20,859
Waterford Township	702	667	679	997	1,020	968	0	5,033	0	295	5,328
Winslow Township	1,576	1,467	1,492	5,076	5,088	4,938	11	19,648	21	1,193	20,862
Woodlynne Borough	43	39	39	137	138	135	0	531	0	60	591
Overseas	0	0	0	0	0	0	0	0	0	0	0

	STATISTICS		
	Registered Voters - Total	Ballots Cast - Total	Voter Turnout - Total
LEGISLATIVE Totals	394,178	10,182	
4th Legislative District	92,927	2,371	2.55%
5th Legislative District	135,198	3,617	2.68%
6th Legislative District	166,053	4,194	2.53%
MUNICIPAL Totals	394,178	10,182	
Audubon Borough	7,231	181	2.5%
Audubon Park Borough	820	37	4.51%
Barrington Borough	5,469	118	2.16%
Bellmawr Borough	8,754	204	2.33%
Berlin Borough	6,553	146	2.23%
Berlin Township	4,584	102	2.23%
Brooklawn Borough	1,439	25	1.74%
Camden City	44,641	1,506	3.37%
Cherry Hill Township	60,261	1,531	2.54%
Chesilhurst Borough	1,269	29	2.29%
Clementon Borough	3,858	97	2.51%
Collingswood Borough	11,251	236	2.1%
Gibbsboro Borough	1,849	39	2.11%
Gloucester City	7,887	177	2.24%
Gloucester Township	51,624	1,383	2.68%
Haddon Township	12,971	330	2.54%
Haddonfield Borough	10,446	258	2.47%
Haddon Heights Borough	6,462	194	3%
Hi-Nella Borough	708	17	2.4%
Laurel Springs Borough	1,653	40	2.42%
Lawnside Borough	2,592	69	2.66%
Lindenwold Borough	11,321	273	2.41%
Magnolia Borough	3,460	97	2.8%
Merchantville Borough	2,956	72	2.44%
Mt. Ephraim Borough	3,809	70	1.84%
Oaklyn Borough	3,241	64	1.97%
Pennsauken Township	27,155	674	2.48%
Pine Hill Borough	7,747	187	2.41%

	STATISTICS		
	Registered Voters - Total	Ballots Cast - Total	Voter Turnout - Total
Runnemedale Borough	6,360	127	2%
Somerdale Borough	4,352	99	2.27%
Stratford Borough	5,399	130	2.41%
Tavistock Borough	12	0	0%
Voorhees Township	24,226	678	2.8%
Waterford Township	8,499	186	2.19%
Winslow Township	31,535	773	2.45%
Woodlynne Borough	1,784	33	1.85%
Overseas	0	0	0%

	Presidential Electors for VOTE FOR 1													
	Donald J. Trump (R)	Kamala D. Harris (D)	Joseph Kishore (I)	Rachele Fruit (I)	Randall A. Terry (I)	Chase Oliver (I)	Jill Stein (I)	Robert F. Kennedy, Jr. (I)	Claudia De la Cruz (I)	Write-in Totals	Total Votes Cast	Overvotes	Undervotes	Contest Total
LEGISLATIVE Totals	3,548	5,917	8	3	3	26	73	72	13	30	9,693	385	104	10,182
4th Legislative District	952	1,262	0	0	2	4	15	18	4	3	2,260	98	13	2,371
5th Legislative District	1,093	2,245	2	1	0	5	22	15	6	7	3,396	178	43	3,617
6th Legislative District	1,503	2,410	6	2	1	17	36	39	3	20	4,037	109	48	4,194
MUNICIPAL Totals	3,548	5,917	8	3	3	26	73	72	13	30	9,693	385	104	10,182
Audubon Borough	80	94	0	0	0	1	0	0	1	1	177	4	0	181
Audubon Park Borough	22	12	0	0	0	1	0	0	1	0	36	1	0	37
Barrington Borough	60	55	0	0	0	0	0	1	0	0	116	2	0	118
Bellmawr Borough	97	94	0	0	0	1	4	0	0	0	196	8	0	204
Berlin Borough	77	62	0	0	0	0	1	0	0	1	141	3	2	146
Berlin Township	59	39	1	0	0	0	1	1	0	0	101	1	0	102
Brooklawn Borough	11	13	0	0	0	0	0	0	0	0	24	1	0	25
Camden City	293	1,075	2	0	0	0	3	5	1	2	1,381	97	28	1,506
Cherry Hill Township	544	883	3	0	1	5	19	14	1	9	1,479	34	18	1,531
Chesilhurst Borough	10	19	0	0	0	0	0	0	0	0	29	0	0	29
Clementon Borough	33	52	0	0	0	0	0	0	0	1	86	10	1	97
Collingswood Borough	51	167	0	1	0	1	1	5	2	1	229	6	1	236

		Presidential Electors for VOTE FOR 1										Total Votes Cast	Overvotes	Undervotes	Contest Total
		Donald J. Trump (R)	Kamala D. Harris (D)	Joseph Kishore (I)	Rachele Fruit (I)	Randall A. Terry (I)	Chase Oliver (I)	Jill Stein (I)	Robert F. Kennedy, Jr. (I)	Claudia De la Cruz (I)	Write-in Totals				
Gibbsboro Borough		24	12	0	0	0	0	1	1	0	0	38	0	1	39
Gloucester City		92	72	0	0	0	0	3	0	0	0	167	10	0	177
Gloucester Township		588	707	0	0	0	1	11	12	2	2	1,323	54	6	1,383
Haddon Township		80	226	0	1	0	1	2	3	1	1	315	8	7	330
Haddonfield Borough		82	155	0	0	0	3	1	4	0	3	248	5	5	258
Haddon Heights Borough		64	117	0	0	0	1	6	1	0	1	190	2	2	194
Hi-Nella Borough		8	8	0	0	0	0	0	0	0	1	17	0	0	17
Laurel Springs Borough		19	18	0	0	0	0	0	0	0	1	38	2	0	40
Lawnside Borough		10	55	0	0	0	0	0	1	0	0	66	1	2	69
Lindenwold Borough		84	170	0	0	0	0	2	2	0	1	259	11	3	273
Magnolia Borough		34	53	0	0	0	0	0	2	0	0	89	8	0	97
Merchantville Borough		22	42	0	0	0	0	3	0	1	0	68	2	2	72
Mt. Ephraim Borough		29	39	0	0	0	1	0	0	0	0	69	1	0	70
Oaklyn Borough		24	38	0	0	0	1	0	0	0	0	63	1	0	64
Pennsauken Township		232	392	0	0	0	0	2	2	1	2	631	35	8	674
Pine Hill Borough		62	109	1	1	0	0	0	2	0	1	176	10	1	187
Runnemede Borough		58	62	0	0	0	0	0	1	0	0	121	5	1	127
Somerdale Borough		50	46	0	0	0	1	1	1	0	0	99	0	0	99
Stratford Borough		55	71	0	0	0	0	0	1	0	0	127	3	0	130
Tavistock Borough		0	0	0	0	0	0	0	0	0	0	0	0	0	0
Voorhees Township		236	401	1	0	0	5	8	7	0	1	659	11	8	678
Waterford Township		111	62	0	0	0	2	0	0	0	0	175	10	1	186
Winslow Township		243	474	0	0	2	1	4	6	2	1	733	34	6	773
Woodlynne Borough		4	23	0	0	0	0	0	0	0	0	27	5	1	33
Overseas		0	0	0	0	0	0	0	0	0	0	0	0	0	0

		United States Senator									
		VOTE FOR 1									
	Curtis Bashaw (R)	Andy Kim (D)	Christina Khalil (I)	Joanne Kuniansky (I)	Kenneth R. Kaplan (I)	Patricia G. Mooneyham (I)	Write-in Totals	Total Votes Cast	Overvotes	Undervotes	Contest Total
LEGISLATIVE Totals	3,112	5,873	114	13	45	10	0	9,167	223	792	10,182
4th Legislative District	854	1,240	32	4	5	3	0	2,138	62	171	2,371
5th Legislative District	912	2,187	38	3	19	4	0	3,163	102	352	3,617
6th Legislative District	1,346	2,446	44	6	21	3	0	3,866	59	269	4,194
MUNICIPAL Totals	3,112	5,873	114	13	45	10	0	9,167	223	792	10,182
Audubon Borough	69	92	1	0	1	0	0	163	3	15	181
Audubon Park Borough	14	16	1	0	0	0	0	31	0	6	37
Barrington Borough	53	58	0	0	0	0	0	111	1	6	118
Bellmawr Borough	69	111	2	0	0	0	0	182	5	17	204
Berlin Borough	69	68	1	0	1	0	0	139	1	6	146
Berlin Township	49	48	0	0	0	0	0	97	0	5	102
Brooklawn Borough	7	14	0	0	0	0	0	21	1	3	25
Camden City	241	996	17	1	9	3	0	1,267	52	187	1,506
Cherry Hill Township	489	901	18	2	3	0	0	1,413	18	100	1,531
Chesilhurst Borough	8	15	1	0	0	0	0	24	1	4	29
Clementon Borough	28	54	2	0	1	0	0	85	6	6	97
Collingswood Borough	49	169	3	1	2	0	0	224	1	11	236
Gibbsboro Borough	18	17	1	0	0	0	0	36	0	3	39
Gloucester City	74	75	4	1	1	0	0	155	9	13	177
Gloucester Township	520	717	18	2	2	3	0	1,262	30	91	1,383
Haddon Township	79	225	3	2	0	0	0	309	2	19	330
Haddonfield Borough	87	157	0	0	1	0	0	245	2	11	258
Haddon Heights Borough	71	111	2	0	0	0	0	184	1	9	194
Hi-Nella Borough	6	8	1	0	0	0	0	15	0	2	17
Laurel Springs Borough	15	20	0	0	0	0	0	35	1	4	40
Lawnside Borough	8	55	0	0	0	0	0	63	1	5	69
Lindenwold Borough	71	169	2	0	4	0	0	246	6	21	273
Magnolia Borough	31	53	0	0	2	0	0	86	4	7	97
Merchantville Borough	19	40	2	0	1	0	0	62	0	10	72
Mt. Ephraim Borough	23	41	1	0	1	0	0	66	1	3	70
Oaklyn Borough	21	36	1	0	1	0	0	59	1	4	64
Pennsauken Township	182	396	4	0	3	1	0	586	21	67	674

		United States Senator										
		VOTE FOR 1										
		Curtis Bashaw (R)	Andy Kim (D)	Christina Khalil (I)	Joanne Kuniansky (I)	Kenneth R. Kaplan (I)	Patricia G. Mooneyham (I)	Write-in Totals	Total Votes Cast	Overvotes	Undervotes	Contest Total
Pine Hill Borough		55	110	3	1	1	1	0	171	6	10	187
Runnemede Borough		50	66	2	0	0	0	0	118	3	6	127
Somerdale Borough		39	46	2	0	1	0	0	88	0	11	99
Stratford Borough		46	68	2	0	1	1	0	118	3	9	130
Tavistock Borough		0	0	0	0	0	0	0	0	0	0	0
Voorhees Township		221	395	7	1	5	1	0	630	8	40	678
Waterford Township		104	61	2	0	0	0	0	167	4	15	186
Winslow Township		222	447	11	2	3	0	0	685	27	61	773
Woodlynne Borough		5	18	0	0	1	0	0	24	4	5	33
Overseas		0	0	0	0	0	0	0	0	0	0	0

		Member of the House of Representatives 1st Congressional District							VOTE FOR 1		
	Theodore "Teddy" Liddell (R)	Donald Norcross (D)	Austin Johnson (I)	Robin Brownfield (I)	Write-in Totals	Total Votes Cast	Overvotes	Undervotes	Contest Total		
LEGISLATIVE Totals	3,318	5,558	82	189	6	9,153	145	884	10,182		
4th Legislative District	873	1,225	11	39	0	2,148	33	190	2,371		
5th Legislative District	980	2,078	37	64	1	3,160	71	386	3,617		
6th Legislative District	1,465	2,255	34	86	5	3,845	41	308	4,194		
MUNICIPAL Totals	3,318	5,558	82	189	6	9,153	145	884	10,182		
Audubon Borough	76	88	1	1	0	166	1	14	181		
Audubon Park Borough	13	16	0	1	0	30	0	7	37		
Barrington Borough	53	56	0	1	0	110	1	7	118		
Bellmawr Borough	68	100	4	4	0	176	4	24	204		
Berlin Borough	70	64	1	1	0	136	1	9	146		
Berlin Township	48	48	0	0	0	96	0	6	102		
Brooklawn Borough	7	15	0	0	0	22	1	2	25		
Camden City	262	955	18	25	0	1,260	38	208	1,506		
Cherry Hill Township	529	810	13	35	3	1,390	15	126	1,531		
Chesilhurst Borough	7	17	0	1	0	25	0	4	29		
Clementon Borough	29	55	1	3	0	88	4	5	97		
Collingswood Borough	57	145	4	14	1	221	1	14	236		
Gibbsboro Borough	19	16	0	1	0	36	0	3	39		
Gloucester City	76	77	1	6	0	160	4	13	177		
Gloucester Township	528	712	5	16	0	1,261	19	103	1,383		
Haddon Township	93	198	1	9	0	301	2	27	330		
Haddonfield Borough	107	131	2	2	0	242	4	12	258		
Haddon Heights Borough	80	102	1	2	0	185	0	9	194		
Hi-Nella Borough	6	8	0	1	0	15	0	2	17		
Laurel Springs Borough	12	21	2	1	0	36	1	3	40		
Lawnside Borough	11	53	2	0	1	67	0	2	69		
Lindenwold Borough	73	169	2	2	0	246	5	22	273		
Magnolia Borough	35	50	2	1	0	88	2	7	97		
Merchantville Borough	19	39	1	4	0	63	0	9	72		
Mt. Ephraim Borough	29	38	0	1	0	68	0	2	70		
Oaklyn Borough	23	31	1	4	0	59	1	4	64		
Pennsauken Township	197	377	6	4	0	584	16	74	674		

Member of the House of Representatives 1st Congressional District		VOTE FOR 1							
	Theodore "Teddy" Liddell (R)	Donald Norcross (D)	Austin Johnson (I)	Robin Brownfield (I)	Write-in Totals	Total Votes Cast	Overvotes	Undervotes	Contest Total
Pine Hill Borough	59	108	3	3	0	173	4	10	187
Runnemede Borough	50	68	0	2	0	120	2	5	127
Somerdale Borough	46	41	1	2	0	90	0	9	99
Stratford Borough	56	63	1	1	0	121	1	8	130
Tavistock Borough	0	0	0	0	0	0	0	0	0
Voorhees Township	236	373	2	19	1	631	1	46	678
Waterford Township	106	59	0	2	0	167	4	15	186
Winslow Township	232	437	6	20	0	695	10	68	773
Woodlynne Borough	6	18	1	0	0	25	3	5	33
Overseas	0	0	0	0	0	0	0	0	0

	Sheriff						Contest Total
	VOTE FOR 1						
	Sean Williams (R)	Chuck Billingham (D)	Write-in Totals	Total Votes Cast	Overvotes	Undervotes	
LEGISLATIVE Totals	3,409	5,667	4	9,080	15	1,087	10,182
4th Legislative District	910	1,245	0	2,155	1	215	2,371
5th Legislative District	1,013	2,157	1	3,171	10	436	3,617
6th Legislative District	1,486	2,265	3	3,754	4	436	4,194
MUNICIPAL Totals	3,409	5,667	4	9,080	15	1,087	10,182
Audubon Borough	69	94	0	163	0	18	181
Audubon Park Borough	14	15	0	29	0	8	37
Barrington Borough	55	54	0	109	0	9	118
Bellmawr Borough	74	107	1	182	0	22	204
Berlin Borough	68	63	0	131	0	15	146
Berlin Township	50	47	0	97	0	5	102
Brooklawn Borough	8	16	0	24	0	1	25
Camden City	283	993	0	1,276	5	225	1,506
Cherry Hill Township	531	817	1	1,349	2	180	1,531
Chesilhurst Borough	7	15	0	22	0	7	29
Clementon Borough	30	55	0	85	1	11	97
Collingswood Borough	59	159	0	218	0	18	236
Gibbsboro Borough	21	13	0	34	0	5	39
Gloucester City	74	89	0	163	0	14	177
Gloucester Township	558	705	0	1,263	1	119	1,383
Haddon Township	102	195	0	297	0	33	330
Haddonfield Borough	99	144	1	244	0	14	258
Haddon Heights Borough	78	103	0	181	0	13	194
Hi-Nella Borough	8	7	0	15	0	2	17
Laurel Springs Borough	17	18	0	35	0	5	40
Lawnside Borough	9	53	0	62	0	7	69
Lindenwold Borough	77	169	0	246	0	27	273
Magnolia Borough	38	52	0	90	0	7	97
Merchantville Borough	18	41	0	59	0	13	72
Mt. Ephraim Borough	29	35	0	64	0	6	70
Oaklyn Borough	22	35	1	58	0	6	64
Pennsauken Township	204	381	0	585	5	84	674

		Sheriff					
		VOTE FOR 1					
	Sean Williams (R)	Chuck Billingham (D)	Write-in Totals	Total Votes Cast	Overvotes	Undervotes	Contest Total
Pine Hill Borough	59	112	0	171	1	15	187
Runnemede Borough	54	64	0	118	0	9	127
Somerdale Borough	43	46	0	89	0	10	99
Stratford Borough	50	70	0	120	0	10	130
Tavistock Borough	0	0	0	0	0	0	0
Voorhees Township	248	354	0	602	0	76	678
Waterford Township	108	63	0	171	0	15	186
Winslow Township	237	462	0	699	0	74	773
Woodlynne Borough	8	21	0	29	0	4	33
Overseas	0	0	0	0	0	0	0

	County Clerk						
	Jennifer Exler (R)	Pamela Lampitt (D)	Write-in Totals	Total Votes Cast	Overvotes	Undervotes	Contest Total
LEGISLATIVE Totals	3,309	5,741	5	9,055	9	1,118	10,182
4th Legislative District	883	1,254	0	2,137	1	233	2,371
5th Legislative District	991	2,181	1	3,173	4	440	3,617
6th Legislative District	1,435	2,306	4	3,745	4	445	4,194
MUNICIPAL Totals	3,309	5,741	5	9,055	9	1,118	10,182
Audubon Borough	75	91	0	166	0	15	181
Audubon Park Borough	13	16	0	29	0	8	37
Barrington Borough	56	53	0	109	0	9	118
Bellmawr Borough	76	101	1	178	0	26	204
Berlin Borough	73	56	0	129	0	17	146
Berlin Township	47	50	0	97	0	5	102
Brooklawn Borough	8	16	0	24	0	1	25
Camden City	260	1,018	0	1,278	1	227	1,506
Cherry Hill Township	515	830	3	1,348	2	181	1,531
Chesilhurst Borough	7	15	0	22	0	7	29
Clementon Borough	27	60	0	87	1	9	97
Collingswood Borough	59	160	0	219	0	17	236
Gibbsboro Borough	20	14	0	34	0	5	39
Gloucester City	78	83	0	161	0	16	177
Gloucester Township	539	713	0	1,252	1	130	1,383
Haddon Township	94	201	0	295	0	35	330
Haddonfield Borough	100	140	1	241	0	17	258
Haddon Heights Borough	72	113	0	185	0	9	194
Hi-Nella Borough	7	8	0	15	0	2	17
Laurel Springs Borough	14	21	0	35	0	5	40
Lawnside Borough	7	56	0	63	0	6	69
Lindenwold Borough	76	167	0	243	0	30	273
Magnolia Borough	36	53	0	89	0	8	97
Merchantville Borough	18	42	0	60	0	12	72
Mt. Ephraim Borough	27	37	0	64	0	6	70
Oaklyn Borough	22	36	0	58	0	6	64
Pennsauken Township	200	385	0	585	3	86	674

		County Clerk VOTE FOR 1					
	Jennifer Exler (R)	Pamela Lampitt (D)	Write-in Totals	Total Votes Cast	Overvotes	Undervotes	Contest Total
Pine Hill Borough	59	113	0	172	1	14	187
Runnemede Borough	55	62	0	117	0	10	127
Somerdale Borough	43	44	0	87	0	12	99
Stratford Borough	54	66	0	120	0	10	130
Tavistock Borough	0	0	0	0	0	0	0
Voorhees Township	228	375	0	603	0	75	678
Waterford Township	104	62	0	166	0	20	186
Winslow Township	233	464	0	697	0	76	773
Woodlynne Borough	7	20	0	27	0	6	33
Overseas	0	0	0	0	0	0	0

		Members of the Board of County Commissioners												
		VOTE FOR 3												
		Danielle Barry (R)	Norman C. Rebel, Jr. (R)	Donald J. Smith (R)	Jeffrey L. Nash (D)	Melinda Kane (D)	Al Dyer (D)	Write-in Totals	Total Votes Cast	Overvotes	Undervotes	Contest Total		
LEGISLATIVE Totals		3,322	3,039	3,089	5,545	5,658	5,325	14	25,992	63	4,493	30,548		
4th Legislative District		894	811	821	1,201	1,225	1,149	0	6,101	9	1,003	7,113		
5th Legislative District		994	903	934	2,105	2,159	2,032	8	9,135	27	1,691	10,853		
6th Legislative District		1,434	1,325	1,334	2,239	2,274	2,144	6	10,756	27	1,799	12,582		
MUNICIPAL Totals		3,322	3,039	3,089	5,545	5,658	5,325	14	25,992	63	4,493	30,548		
Audubon Borough		70	64	65	92	92	88	0	471	0	72	543		
Audubon Park Borough		15	14	16	14	14	14	0	87	0	24	111		
Barrington Borough		55	51	53	56	56	52	0	323	3	28	354		
Bellmawr Borough		72	70	66	108	109	101	1	527	0	85	612		
Berlin Borough		68	60	63	63	62	61	0	377	0	61	438		
Berlin Township		48	46	42	49	50	47	0	282	0	24	306		
Brooklawn Borough		9	8	10	13	16	12	0	68	0	7	75		
Camden City		260	237	237	963	987	943	0	3,627	9	884	4,520		
Cherry Hill Township		519	472	480	809	822	754	2	3,858	6	729	4,593		
Chesilhurst Borough		8	7	7	14	12	12	0	60	0	27	87		
Clementon Borough		29	29	26	54	55	52	0	245	3	43	291		
Collingswood Borough		58	53	55	156	160	155	0	637	0	71	708		
Gibbsboro Borough		21	19	19	13	13	13	0	98	0	19	117		
Gloucester City		79	72	78	80	84	74	0	467	0	64	531		
Gloucester Township		551	495	508	679	705	651	0	3,589	9	551	4,149		
Haddon Township		86	81	81	203	202	202	0	855	0	135	990		
Haddonfield Borough		99	93	92	140	143	138	3	708	0	66	774		
Haddon Heights Borough		77	68	73	108	119	105	0	550	0	32	582		
Hi-Nella Borough		7	8	5	6	8	7	0	41	0	10	51		
Laurel Springs Borough		14	15	16	16	18	14	0	93	3	24	120		
Lawnside Borough		9	9	8	52	53	49	0	180	3	24	207		
Lindenwold Borough		74	72	70	162	163	158	0	699	3	117	819		
Magnolia Borough		32	30	32	54	56	55	0	259	0	32	291		
Merchantville Borough		20	19	20	42	39	38	3	181	0	35	216		
Mt. Ephraim Borough		30	25	28	38	40	33	0	194	0	16	210		
Oaklyn Borough		22	22	22	35	34	33	0	168	0	24	192		
Pennsauken Township		203	183	194	369	373	350	3	1,675	9	338	2,022		

		Members of the Board of County Commissioners									
		VOTE FOR 3									
	Danielle Barry (R)	Norman C. Rebel, Jr. (R)	Donald J. Smith (R)	Jeffrey L. Nash (D)	Melinda Kane (D)	Al Dyer (D)	Write-in Totals	Total Votes Cast	Overvotes	Undervotes	Contest Total
Pine Hill Borough	58	52	57	107	111	103	0	488	3	70	561
Runnemede Borough	54	48	50	62	62	60	1	337	6	38	381
Somerdale Borough	43	40	40	41	45	42	0	251	0	46	297
Stratford Borough	52	48	51	64	66	65	0	346	0	44	390
Tavistock Borough	0	0	0	0	0	0	0	0	0	0	0
Voorhees Township	238	215	214	357	359	337	1	1,721	6	307	2,034
Waterford Township	102	95	93	61	63	62	0	476	0	82	558
Winslow Township	233	214	213	447	445	424	0	1,976	0	343	2,319
Woodlynne Borough	7	5	5	18	22	21	0	78	0	21	99
Overseas	0	0	0	0	0	0	0	0	0	0	0

Summary Results Report
 2024 Camden County General
 November 5, 2024

UNOFFICIAL RESULTS
 Joseph Ripa, County Clerk
 Camden County

Statistics	TOTAL	Early Voting	Vote By Mail	Election Day	Provisional
Registered Voters - Total	394,178				
Ballots Cast - Total	252,220	36,712	87,825	117,501	10,182

Members of Local Board of Education Barrington School District

Vote For 3	TOTAL	Early Voting	Vote By Mail	Election Day	Provisional
Kristin Lampe	2,658	392	942	1,260	64
Mark Correa	2,308	324	890	1,036	58
Write-In: *Disqualified	157	32	53	68	4
Write-In: Jennifer Lapinski Sands	9	1	5	3	0
Write-In: Dawn Stolte	6	0	5	1	0
Write-In: Frank Lafferty	6	4	0	2	0
Write-In: Erin Hennesey	3	0	2	1	0
Write-In: Joe Inverso	3	0	2	1	0
Write-In: Molly Harkins	3	0	1	2	0
Write-In: Carla Bolling	3	0	1	2	0
Write-In: Joseph Paulovich	2	0	1	1	0
Write-In: Ciro Maier	2	0	0	2	0
Write-In: Matthew Cramer	2	0	2	0	0
Write-In: Joseph R Koerner Jr	2	2	0	0	0
Write-In: Nicholas Palmateer	2	2	0	0	0
Write-In: Christine Swain	2	0	0	2	0
Write-In: Ted Raddell	2	0	2	0	0
Write-In: Adam Elgart	2	0	2	0	0
Write-In: John Romano Jr	2	0	0	2	0
Write-In: Richard Boone	2	0	2	0	0
Write-In: Tyler Orlando	2	0	1	1	0
Write-In: Kristin Lampe	2	0	0	2	0
Write-In: Karen Durkin	2	0	0	2	0
Write-In: Darryl Hunt	2	0	1	1	0
Write-In: Ilya Aptekarev	2	2	0	0	0
Write-In: Michael Maiorano	2	0	0	2	0
Write-In: Noreen kinkler	2	0	2	0	0
Write-In: Mary-Jo Epright	1	0	0	1	0
Write-In: Ted Aurig	1	0	1	0	0
Write-In: Meghan Kearns	1	0	0	1	0
Write-In: Alex Harm	1	0	1	0	0
Write-In: Meghan Walker	1	1	0	0	0
Write-In: Lauren Gregory	1	0	0	1	0
Write-In: Sarah Carmody	1	0	0	1	0
Write-In: Jennifer Milligan	1	0	0	1	0
Write-In: Shivum Bhuta	1	0	0	1	0
Write-In: Anthony Dipietro	1	0	1	0	0
Write-In: Paulette Kohout	1	0	1	0	0
Write-In: Lany Liss	1	1	0	0	0
Write-In: Susana Martinez	1	0	0	1	0
Write-In: Vince Madiraca	1	0	1	0	0
Write-In: Kenneth Jackson	1	1	0	0	0

The third seat was won by Jennifer Sands.

Summary Results Report
 2024 Camden County General
 November 5, 2024

UNOFFICIAL RESULTS
 Joseph Ripa, County Clerk
 Camden County

Members of Local Board of Education Barrington School District

Vote For 3

	TOTAL	Early Voting	Vote By Mail	Election Day	Provisional
Write-In: Joseph Tursi	1	0	0	1	0
Write-In: Robert DelVecchio	1	1	0	0	0
Write-In: Christian Heine	1	0	1	0	0
Write-In: James Lamoureux	1	1	0	0	0
Write-In: Christine Long	1	0	0	1	0
Write-In: Erin Newell	1	0	1	0	0
Write-In: Brian Clark	1	0	1	0	0
Write-In: Walter J Zimmerman	1	0	0	1	0
Write-In: Casey Chukinka	1	0	0	1	0
Write-In: Karl Loose	1	0	0	1	0
Write-In: Brianna Gillespie	1	0	1	0	0
Write-In: Patricia Harris	1	0	1	0	0
Write-In: Ryan Barner	1	0	0	1	0
Write-In: Carlos Garcia	1	0	0	1	0
Write-In: David Lausi	1	1	0	0	0
Write-In: Daniel Gabriel	1	0	0	1	0
Write-In: Michael Gorcynski	1	0	1	0	0
Write-In: Bretton Webster	1	0	0	1	0
Write-In: Aleandria McCormick	1	0	0	1	0
Write-In: Andrew Smith	1	0	1	0	0
Write-In: Michelle Klaus	1	0	0	1	0
Write-In: Matthew Ward	1	0	1	0	0
Write-In: Patrick Whalen	1	0	0	1	0
Write-In: Kathleen McCuster	1	0	0	1	0
Write-In: Theresa Trainer	1	0	0	1	0
Write-In: Tiffany Aryee	1	0	0	1	0
Write-In: Susan Eley	1	0	0	1	0
Write-In: Dylan Reinhardt	1	0	0	1	0
Write-In: Benjamin Eley	1	0	0	1	0
Write-In: Elizabeth Lafferty	1	0	0	1	0
Write-In: Vincent Litrenta	1	0	0	1	0
Write-In: Francis McCloskey	1	0	0	1	0
Write-In: Kelly Ferranle	1	0	0	1	0
Write-In: Jonathan May	1	0	0	1	0
Write-In: Terri Sullivan	1	0	1	0	0
Write-In: Creed Pennisi	1	0	0	1	0
Write-In: Ryan Monahan	1	0	1	0	0
Write-In: Beth Simmons	1	0	0	1	0
Write-In: Ken Lampe	1	0	0	1	0
Write-In: Selena Francis	1	0	0	1	0
Write-In: John Brennan	1	0	1	0	0
Write-In: Ed Cilurso	1	0	0	1	0
Write-In: Lara Farrokh	1	0	0	1	0
Write-In: Albert Thomas	1	0	0	1	0
Write-In: Alyssa Eckerhndr	1	0	0	1	0
Write-In: Lynne Brokaw	1	1	0	0	0
Write-In: Kristin Lorren	1	0	0	1	0

Summary Results Report
 2024 Camden County General
 November 5, 2024

UNOFFICIAL RESULTS
 Joseph Ripa, County Clerk
 Camden County

Members of Local Board of Education Barrington School District

Vote For 3

	TOTAL	Early Voting	Vote By Mail	Election Day	Provisional
Write-In: Mark Lamp	1	0	0	1	0
Write-In: Lampe Correa	1	0	0	1	0
Write-In: Jennifer Henderson	1	0	0	1	0
Write-In: Danielle Lafferty	1	1	0	0	0
Write-In: Jordan King	1	0	0	1	0
Write-In: Chris Iaccano	1	1	0	0	0
Write-In: Joshua Belling	1	0	0	1	0
Write-In: Mike Seeley	1	0	0	1	0
Write-In: Daniel Flury	1	1	0	0	0
Write-In: Ashley Stoffel	1	0	0	1	0
Write-In: Jaime McElree	1	1	0	0	0
Write-In: Kirk Popiolek	1	0	0	1	0
Write-In: Jonathan Soll	1	1	0	0	0
Write-In: John Howry	1	1	0	0	0
Write-In: Kelli Martone	1	0	0	1	0
Write-In: Alyssa Kemp	1	0	0	1	0
Write-In: Nyriq King	1	0	0	1	0
Write-In: Gina Bowman	1	0	0	1	0
Write-In: Rich King	1	0	0	1	0
Write-In: Thomas Pennestri	1	1	0	0	0
Write-In: Patricia Murray	1	0	1	0	0
Write-In: Ed Zetusky	1	0	0	1	0
Write-In: Erin Heine	1	0	0	1	0
Write-In: Mickey Rainsford	1	0	1	0	0
Write-In: Logan Robenolt	1	0	0	1	0
Write-In: Tim Osman	1	0	1	0	0
Write-In: Harry Buscher	1	0	0	1	0
Write-In: Nicholas Montiel	1	1	0	0	0
Write-In: Ashley Melito	1	0	1	0	0
Write-In: Michael Silvestri	1	0	1	0	0
Write-In: Brian Lindeboom	1	1	0	0	0
No Nomination Made	0	0	0	0	0
Write-In Totals	317	59	103	151	4
Not Assigned	0	0	0	0	0

Summary Results Report
 2024 Camden County General
 November 5, 2024

UNOFFICIAL RESULTS
 Joseph Ripa, County Clerk
 Camden County

Member of Local Board of Education - Unexpired Term Berlin Township School District
 Vote For 1

	TOTAL	Early Voting	Vote By Mail	Election Day	Provisional
Write-In: *Disqualified	13	2	4	7	0
Write-In: Matthew D Phillips	13	0	0	13	0
Write-In: Sarah Rowe	6	0	2	4	0
Write-In: S kenneth Thrum	2	0	2	0	0
Write-In: Dawn lydic	1	0	1	0	0
Write-In: John Kelly	1	0	0	1	0
Write-In: Joseph Starr	1	0	0	1	0
Write-In: Niladga Johnson	1	1	0	0	0
Write-In: Helen Murphy	1	0	0	1	0
Write-In: Lawrence Steller	1	1	0	0	0
Write-In: John R Jacobs Jr	1	0	0	1	0
Write-In: Sean Spiller	1	0	1	0	0
Write-In: Eric Rushen	1	0	1	0	0
Write-In: Timothy Stoune	1	1	0	0	0
Write-In: Joseph Fazzpkerley	1	0	0	1	0
Write-In: Keith Jones	1	1	0	0	0
Write-In: Cristine Mason	1	0	1	0	0
Write-In: Martin T. Quick Jr	1	0	0	1	0
Write-In: Katrina Martin	1	0	1	0	0
Write-In: Janet S Chisnell	1	0	1	0	0
Write-In: Paul Maggi	1	0	0	1	0
Write-In: John Edmold	1	0	0	1	0
Write-In: Stephen Coker	1	0	0	1	0
Write-In: Paden Dietrich	1	0	0	1	0
Write-In: Candace Hulse	1	0	0	1	0
Write-In: Melissa Cipoletti	1	0	0	1	0
No Nomination Made	0	0	0	0	0
Write-In Totals	56	6	14	36	0
Not Assigned	0	0	0	0	0

The seat was won by Matthew D. Phillips.

Summary Results Report
 2024 Camden County General
 November 5, 2024

UNOFFICIAL RESULTS
 Joseph Ripa, County Clerk
 Camden County

Members of Local Board of Education Chesilhurst School District

Vote For 3

	TOTAL	Early Voting	Vote By Mail	Election Day	Provisional
Write-In: Joseph Medley	48	1	6	40	1
Write-In: Karen Ann Ford	48	2	5	40	1
Write-In: *Disqualify	46	6	15	23	2
Write-In: Carla A Ortiz	44	1	5	37	1
Write-In: Elisa Jones	3	0	3	0	0
Write-In: Debra Barney	3	0	2	1	0
Write-In: Marquis Garnett	3	0	3	0	0
Write-In: Helen Shorter	3	0	3	0	0
Write-In: Carla Ortiz	3	0	1	2	0
Write-In: Henrietta Williams	3	0	3	0	0
Write-In: Jordan Lyles	2	0	0	2	0
Write-In: Julia Ray	2	0	2	0	0
Write-In: Dennis Zorzi	1	0	1	0	0
Write-In: Lawrence Bruge	1	1	0	0	0
Write-In: Shaun Paul	1	0	0	1	0
Write-In: Joshua Bishop - Porter	1	1	0	0	0
Write-In: Darlene McKenzie	1	0	1	0	0
Write-In: Ron Harmon	1	1	0	0	0
Write-In: William P Johns	1	0	0	1	0
Write-In: Joseph Waite Jr	1	0	1	0	0
Write-In: Karen Ford	1	0	1	0	0
Write-In: Dennis Cheeseman	1	0	1	0	0
Write-In: Michelle Neumann	1	0	1	0	0
No Nomination Made	0	0	0	0	0
No Nomination Made	0	0	0	0	0
No Nomination Made	0	0	0	0	0
Write-In Totals	219	13	54	147	5
Not Assigned	0	0	0	0	0

**The three seats were won by
 Joseph Medley, Karen Ford, and
 Carla A. Ortiz.**

Summary Results Report
 2024 Camden County General
 November 5, 2024

UNOFFICIAL RESULTS
 Joseph Ripa, County Clerk
 Camden County

Members of Local Board of Education Gibbsboro School District

Vote For 3

	TOTAL	Early Voting	Vote By Mail	Election Day	Provisional
Jennifer Stilwell	838	86	313	417	22
Cass McKee	805	73	317	390	25
Write-In: *Disqualified	29	4	10	14	1
Write-In: Dennis Flemming	20	1	7	12	0
Write-In: Lisa Bakanowsky	3	0	1	2	0
Write-In: Barbara Gerace	2	0	0	2	0
Write-In: Rachel James	2	0	2	0	0
Write-In: Michael Hauber	2	0	1	1	0
Write-In: Paul Liekin	1	0	0	1	0
Write-In: Michael Radie	1	0	0	1	0
Write-In: Demetrius Williams	1	0	0	1	0
Write-In: Valeria Shalit	1	1	0	0	0
Write-In: Lauren Palmer	1	0	0	1	0
Write-In: Jenna Martin	1	0	0	1	0
Write-In: Sean Keegan	1	0	0	1	0
Write-In: Michael McCleaft	1	0	1	0	0
Write-In: Trim Ballahea	1	0	0	1	0
Write-In: John S. Favat	1	0	0	1	0
Write-In: Eddie O'Donnell	1	0	0	1	0
Write-In: Rachel Keashen	1	0	1	0	0
Write-In: Dennis Delchut	1	0	1	0	0
Write-In: Noah Hyson	1	0	1	0	0
Write-In: Jason Topping	1	0	0	1	0
Write-In: A.J. Dubbeling	1	1	0	0	0
Write-In: Hailey Collier	1	0	1	0	0
Write-In: Malcom Carroll	1	1	0	0	0
Write-In: Erika Boots	1	0	1	0	0
Write-In: Dennis Delchert	1	0	1	0	0
Write-In: Jimmy Carter	1	0	1	0	0
Write-In: James J. Colavita	1	1	0	0	0
Write-In: Allen Lomboy	1	0	0	1	0
Write-In: Brandon Boots	1	0	0	1	0
Write-In: Rachel Koahsen	1	0	1	0	0
Write-In: Kimberly Carmen	1	0	1	0	0
Write-In: B. Evans	1	0	1	0	0
Write-In: Jack Juckett	1	0	0	1	0
Write-In: Jeremy DeLaurentis	1	0	1	0	0
Write-In: Evan Polin	1	0	1	0	0
Write-In: W. Canttello	1	0	0	1	0
Write-In: Kyle Kenny	1	0	0	1	0
Write-In: Andy Black	1	0	0	1	0
Write-In: Justin Smith	1	0	0	1	0
Write-In: Wilma Dietitt	1	0	1	0	0
Write-In: Michael Ecker	1	0	1	0	0
Write-In: Andrew Parsinitz	1	0	0	1	0
Write-In: Jayne Dempsey	1	0	1	0	0
Write-In: Amy Archer	1	0	0	1	0

The third seat was won by Dennis Flemming.

Summary Results Report
2024 Camden County General
November 5, 2024

UNOFFICIAL RESULTS
Joseph Ripa, County Clerk
Camden County

Members of Local Board of Education Gibbsboro School District

Vote For 3

	TOTAL	Early Voting	Vote By Mail	Election Day	Provisional
Write-In: Christina McPeak	1	0	0	1	0
Write-In: Brielle O'Donnell	1	0	0	1	0
Write-In: Cindy Lee	1	0	0	1	0
Write-In: Jacob DeMarino	1	0	0	1	0
Write-In: Thomas Weaver	1	0	0	1	0
Write-In: Trisch McAleer	1	0	0	1	0
No Nomination Made	0	0	0	0	0
Write-In Totals	103	9	37	56	1
Not Assigned	0	0	0	0	0

Summary Results Report
 2024 Camden County General
 November 5, 2024

UNOFFICIAL RESULTS
 Joseph Ripa, County Clerk
 Camden County

Members of Local Board of Education Merchantville School District

Vote For 3

	TOTAL	Early Voting	Vote By Mail	Election Day	Provisional
Marc Carcanague	1,144	142	409	562	31
Elliot Honigfeld	1,078	140	414	491	33
Write-In: *Disqualified	100	23	24	51	2
Write-In: Erin Slattery	50	7	10	30	3
Write-In: Terika Floyd	23	1	3	17	2
Write-In: Steve Decker	17	0	10	7	0
Write-In: Ryan Plotcher	7	2	5	0	0
Write-In: Ami Meachum	3	0	3	0	0
Write-In: Jason Haynes	3	0	3	0	0
Write-In: Dina Turan	3	0	3	0	0
Write-In: Brigit Austin	3	0	3	0	0
Write-In: Daniel Locata	3	0	3	0	0
Write-In: Sean McMonagle	2	0	2	0	0
Write-In: Rhonda Holland	2	0	2	0	0
Write-In: Robert Repici	2	0	0	2	0
Write-In: Steve Tucker	2	0	1	1	0
Write-In: Kevin Impellizei	2	0	2	0	0
Write-In: Mitch Larson	2	2	0	0	0
Write-In: Rob Repici	2	0	0	2	0
Write-In: Mark Lamboy	2	1	0	1	0
Write-In: Matthew Pettigrew	2	0	2	0	0
Write-In: Michael D'Agostino	2	0	2	0	0
Write-In: Adam Wallace	1	1	0	0	0
Write-In: Matt Pettgrew	1	0	0	1	0
Write-In: Catherine Johanna Fyock	1	1	0	0	0
Write-In: Stephanie James Wilson	1	0	0	1	0
Write-In: Mary Woods	1	0	1	0	0
Write-In: Stephanie Middleton	1	0	1	0	0
Write-In: John Marelte	1	1	0	0	0
Write-In: Christina Kelly	1	0	1	0	0
Write-In: Matt Larnanoge	1	0	0	1	0
Write-In: Angela Waldron	1	0	1	0	0
Write-In: John Smith	1	1	0	0	0
Write-In: William Brown	1	0	0	1	0
Write-In: Sequoia Matthews	1	0	0	1	0
Write-In: Matt Mulhern	1	0	0	1	0
Write-In: Eugene Fitzgerald	1	0	0	1	0
Write-In: Ron Paul	1	0	0	1	0
Write-In: Tracey Smith	1	0	0	1	0
Write-In: Sean Waldrin	1	0	1	0	0
Write-In: January Wuerth	1	0	1	0	0
Write-In: Thomas Esemplare	1	0	1	0	0
Write-In: Terika Andre	1	0	0	1	0
Write-In: Megan Grace	1	0	0	1	0
Write-In: Patricia Fields	1	0	1	0	0
Write-In: Lucien Osborn	1	0	1	0	0
Write-In: Shanna Dunn	1	0	0	1	0

The third seat was won by Erin Slattery.

Summary Results Report
 2024 Camden County General
 November 5, 2024

UNOFFICIAL RESULTS
 Joseph Ripa, County Clerk
 Camden County

Members of Local Board of Education Merchantville School District

Vote For 3

	TOTAL	Early Voting	Vote By Mail	Election Day	Provisional
Write-In: Danielle Rooney	1	0	0	1	0
Write-In: Mark Anderson	1	0	1	0	0
Write-In: Jesse Cuzzupe	1	1	0	0	0
Write-In: Gloria Campos	1	0	0	1	0
Write-In: Waldron	1	0	0	1	0
Write-In: Jessica McIlhemy	1	0	1	0	0
Write-In: Michael Callahan	1	0	1	0	0
Write-In: Eve Decker	1	1	0	0	0
Write-In: Stephanie James	1	0	0	1	0
Write-In: Bill Walker	1	0	1	0	0
Write-In: Megan Mignano	1	0	1	0	0
Write-In: Alyssa Meany	1	0	0	1	0
Write-In: Denise Wakes	1	1	0	0	0
Write-In: Robert Carey	1	0	0	1	0
Write-In: Daulton Gregory	1	0	1	0	0
Write-In: Wallace Hussong	1	0	1	0	0
Write-In: Matt Pettigrew	1	0	0	1	0
Write-In: Marie Hanna	1	0	1	0	0
Write-In: Janice Engelke	1	0	1	0	0
Write-In: Brigit Murray	1	1	0	0	0
Write-In: Stephanie Wilson	1	0	0	1	0
Write-In: Stephen C Sikes	1	0	0	1	0
Write-In: Joseph R Williams	1	1	0	0	0
Write-In: Stephen Csikos	1	0	0	1	0
Write-In: James Tierney	1	1	0	0	0
Write-In: Drew P Balczak	1	1	0	0	0
Write-In: Raymond Woods III	1	0	1	0	0
Write-In: Kenneth Wallace	1	1	0	0	0
Write-In: Monica Ruilova	1	1	0	0	0
Write-In: Diane Johnson	1	0	0	1	0
Write-In: Matthew Gaskill	1	1	0	0	0
Write-In: Jennifer Perno	1	0	0	1	0
Write-In: Noah Tennant	1	0	0	1	0
Write-In: Catherine Hawn	1	1	0	0	0
Write-In: Marc Carcague	1	0	0	1	0
Write-In: Alfonso Nicholas	1	0	0	1	0
Write-In: Gabrielle Cataldi	1	1	0	0	0
No Nomination Made	0	0	0	0	0
Write-In: Daniel Licata	0	0	0	0	0
Write-In Totals	295	52	98	138	7
Not Assigned	1	0	1	0	0

Summary Results Report
 2024 Camden County General
 November 5, 2024

UNOFFICIAL RESULTS
 Joseph Ripa, County Clerk
 Camden County

Members of Local Board of Education Somerdale School District

Vote For 3

	TOTAL	Early Voting	Vote By Mail	Election Day	Provisional
MaryJo Schoettle	1,768	174	593	946	55
Write-In: *Disqualified	41	8	5	25	3
Write-In: Iris Matthews 2nd	5	0	4	1	0
Write-In: Maxwell Klenk	3	1	2	0	0
Write-In: Summer Allen	2	0	0	2	0
Write-In: Keith Allen	2	0	0	2	0
Write-In: Dave Giffin	2	0	0	2	0
Write-In: Aprell Cooper	2	1	1	0	0
Write-In: John Lang	2	1	1	0	0
Write-In: Sam Hagg	1	0	0	1	0
Write-In: Richard Mori	1	1	0	0	0
Write-In: Thomas Levino	1	0	0	1	0
Write-In: Christine Klenk	1	0	1	0	0
Write-In: Andrea Stubbs	1	0	0	1	0
Write-In: Bill Klauder	1	0	0	1	0
Write-In: James R Mohan	1	0	0	1	0
Write-In: Steven Magorirk	1	0	0	1	0
Write-In: Mary Jo Schoettle	1	0	0	1	0
Write-In: Courtney Simmons	1	0	1	0	0
Write-In: Kayla Hiller	1	0	0	1	0
Write-In: Jeff Warden	1	0	0	1	0
Write-In: Dot Riley	1	0	1	0	0
Write-In: Shawn Klenk	1	1	0	0	0
Write-In: Cathy Farmer	1	1	0	0	0
Write-In: Daniella Cucunato	1	0	1	0	0
Write-In: Matthew Eagan	1	1	0	0	0
Write-In: Lisa Sayles	1	1	0	0	0
Write-In: Brittany D'Errico	1	1	0	0	0
Write-In: Eric Tech	1	1	0	0	0
Write-In: Barbara Boyle	1	0	1	0	0
Write-In: Kevin Smith	1	0	1	0	0
Write-In: Kathleen Pollock	1	0	1	0	0
Write-In: Dylan Mack	1	0	0	1	0
Write-In: Jonathan Weihberg	1	0	0	1	0
Write-In: Rona Johnson	1	0	1	0	0
Write-In: Kelly Green	1	0	0	0	1
No Nomination Made	0	0	0	0	0
No Nomination Made	0	0	0	0	0
Write-In Totals	86	18	21	43	4
Not Assigned	0	0	0	0	0

The second and third seats were won by Iris Matthews II and Maxwell Klenk.

Summary Results Report
 2024 Camden County General
 November 5, 2024

UNOFFICIAL RESULTS
 Joseph Ripa, County Clerk
 Camden County

Members of Regional Board of Education - Unexpired Term Sterling Regional School District - Stratford School District

Vote For 2

	TOTAL	Early Voting	Vote By Mail	Election Day	Provisional
Michael R. Lewitt	2,514	258	885	1,293	78
Write-In: *Disqualified	42	2	8	29	3
Write-In: Marcia Lavigne	4	1	0	3	0
Write-In: Anita Schwartz	2	0	2	0	0
Write-In: Michale Barikian	2	1	0	1	0
Write-In: Alexanddra Cooke	2	0	0	2	0
Write-In: Michael Barikian	2	0	1	1	0
Write-In: Kenneth Carman	1	0	1	0	0
Write-In: Jay West	1	0	1	0	0
Write-In: Dana Ralston	1	0	0	1	0
Write-In: Patrick A . Lord	1	0	0	1	0
Write-In: Lauren Laino	1	0	0	1	0
Write-In: James Henry	1	0	0	1	0
Write-In: Rachel Hample	1	1	0	0	0
Write-In: Brian Healey	1	0	1	0	0
Write-In: Evan Brown	1	1	0	0	0
Write-In: Joan Zingaro	1	0	1	0	0
Write-In: Marcia Simmons	1	0	0	1	0
Write-In: Roger Catilta	1	1	0	0	0
Write-In: Je Jeffrey R. Abbott	1	0	0	1	0
Write-In: Matthew Bancroft	1	0	1	0	0
Write-In: Edward Meeiner	1	1	0	0	0
Write-In: Roberta C. Cory	1	0	1	0	0
Write-In: Kasey Billingsley	1	1	0	0	0
Write-In: Jennifer Kilpatrick	1	0	1	0	0
Write-In: Corynoi Mcfadden	1	0	0	1	0
Write-In: Rebecca Forcellini	1	0	0	1	0
Write-In: ANthony Mudrey	1	1	0	0	0
Write-In: Julie Daniels	1	0	0	1	0
Write-In: Dr. Anesia Elsea	1	0	0	1	0
Write-In: Cathy Gibson	1	0	0	1	0
Write-In: Anthony Mudrey	1	1	0	0	0
Write-In: Edward Trautz	1	0	1	0	0
Write-In: JoeTally	1	0	0	1	0
Write-In: Anais Gonzales	1	0	0	1	0
Write-In: Jen Tully	1	0	0	1	0
Write-In: Terri Butrymowicz	1	1	0	0	0
Write-In: Jim Dromgoole	1	0	0	1	0
Write-In: Donald Whitman	1	0	0	1	0
Write-In: Matt Sheehan	1	0	0	1	0
Write-In: Michael R. Lewitt	1	0	0	1	0
Write-In: Barbara Talucci	1	0	0	1	0
Write-In: Brian Sutor	1	0	0	1	0
Write-In: Brain Healey	1	0	0	1	0
No Nomination Made	0	0	0	0	0
Write-In: terri Butrymowicz	0	0	0	0	0
Write-In Totals	91	12	19	57	3

The second seat was won by Marcia Lavigne.

Summary Results Report
 2024 Camden County General
 November 5, 2024

UNOFFICIAL RESULTS
 Joseph Ripa, County Clerk
 Camden County

Members of Regional Board of Education - Unexpired Term Sterling Regional School District - Stratford School District

Vote For 2

	TOTAL	Early Voting	Vote By Mail	Election Day	Provisional
Not Assigned	0	0	0	0	0

Member of Local Board of Education - Unexpired Term Stratford School District

Vote For 1

	TOTAL	Early Voting	Vote By Mail	Election Day	Provisional
Write-In: Disqualified	23	3	3	14	3
Write-In: Michael Barikian	22	2	4	16	0
Write-In: Anthony Robert Mudrey	16	2	3	11	0
Write-In: Edward Maener	4	3	0	1	0
Write-In: Roger Cutitta	2	1	1	0	0
Write-In: Philip J. Shafer	2	0	2	0	0
Write-In: Brian Healey	2	0	0	2	0
Write-In: Matthew A. Rebecca	2	0	2	0	0
Write-In: Quianna Keenan	1	0	1	0	0
Write-In: Barbara Talucci	1	0	0	1	0
Write-In: Matthew Bancroft	1	0	1	0	0
Write-In: Dr. Anesia Elsea	1	0	0	1	0
Write-In: Cheyenne Jess	1	0	0	1	0
Write-In: Edward Trautz	1	0	1	0	0
Write-In: Brian Healy	1	0	0	1	0
Write-In: Roberta C. Corry	1	0	1	0	0
Write-In: Anais Gonzales	1	0	0	1	0
Write-In: Michael L. Sanatore	1	0	1	0	0
Write-In: Jennifer Kilpatrick	1	0	1	0	0
Write-In: Donnie Willis	1	0	0	1	0
Write-In: Patrick L Johnson	1	0	0	1	0
Write-In: Alex Chasty	1	0	0	1	0
Write-In: Kenneth Carman	1	0	1	0	0
Write-In: Marcia Lavigne	1	0	0	1	0
Write-In: Kristen Romano	1	0	1	0	0
Write-In: Alexander Cooke	1	0	0	1	0
Write-In: Catherine Fredericks	1	0	0	1	0
Write-In: Max Uhlendorf	1	0	1	0	0
Write-In: Robert Wynne	1	0	1	0	0
Write-In: Rachel Hampie	1	0	1	0	0
Write-In: Mark Stratton	1	0	0	1	0
Write-In: Donald Whitman	1	0	0	1	0
No Nomination Made	0	0	0	0	0
Write-In Totals	97	11	26	57	3
Not Assigned	0	0	0	0	0

The seat was won by Michael Barikian.

Write-in Names Report
2024 General Election
November 5, 2024

Camden County, New Jersey

Heading	Candidate Name	Total Write-In Votes :	
Presidential Electors for	*Disqualified	832	151
	ALbert Gottsch		1
	Aaron Bushnell		1
	Aaron Pryer		1
	Adam Bareneterm		1
	Adam Greenberg		1
	Adam Kinzinger		0
	Adam Lee		1
	Ahmad S. Corbitt		1
	Ailene Uderman		1
	Alaina Cosey		1
	Albert Altieri		1
	Alfred Murray		1
	Alice Cooper		1
	Alice Jeen Cotter		1
	Allison Bell		1
	Amy Klobuchar		1
	Andrew Yang		4
	Anthony Edwards		1
	Anthony Jioconnell		1
	Arleen V. Iavicous		1
	Ashton Jeanty		1
	Barack Obama		2
	Beau Bea Biscuit		1
	Ben Sasse		1
	Benjamin M. McCrae		1
	Bernie Martin		2
	Bernie Sanders		6
	Bill Burr		1
	Billy Carson		0
	Billy Nigro		1

Write-in Names Report
2024 General Election
November 5, 2024

Camden County, New Jersey

Heading	Candidate Name	
	Bob Witkowski	1
	Brandon Crensky	1
	Brian Couter	1
	Brian King	1
	Bryce Harper	1
	Byron Kraus	1
	Calleish Booth	1
	Candice Owens	1
	Catherine Purcell	1
	Charle Tripp	1
	Charles Barkley	1
	Charles T Lurusso	1
	Charlie Cat	1
	Charlotte Ward	1
	Chris Christie	26
	Chris Garrity	1
	Chris Smith	1
	Chris Sununu	1
	Christi Christi	8
	Christopher Dolan	1
	Cobi Heron	1
	Condoleeza Rice	33
	Cornel West	72
	Cory A. Booker	1
	Curt Cignetti	1
	Dana Owens	1
	Danee Divine	1
	Daniel Barone	1
	Daniel T Spencer	2
	David Brenner	2
	David Checkoff	1

Write-in Names Report
2024 General Election
November 5, 2024

Camden County, New Jersey

Heading	Candidate Name	
	David Harty	1
	David Hughes	1
	David J. Mosko	1
	David Schwatz	1
	David William Petitt	1
	Dean Phillips	2
	Dick Timm	1
	Dolly Parton	1
	Dominick Melchure III	1
	Dominick Spoltino	0
	Donald Lamb	1
	Donald Trump	2
	Doug Jenkins	2
	Dr Shiva Ayyadurai	4
	Edward Blanch	1
	Edward Diginorno	1
	Edward Hughes	1
	Edwin White	1
	Elizabeth L. Cheney	12
	Elizabeth Warren	1
	Elon Musk	2
	Emily Custis	1
	Eric Barner	1
	Eric Mays	1
	Fitzwilliam Baillie	1
	Frank Fleming	1
	Frank R. Smith	1
	Frank T. Lauria	1
	Frederick	1
	Frederick Keating	1
	G. Gordon Liddy	2

Write-in Names Report
2024 General Election
November 5, 2024

Camden County, New Jersey

Heading	Candidate Name	
	Gary Sinise	1
	General Eric Smith	1
	George Murdoch	1
	George Pelose	1
	George W. Bush	2
	George W. Bush	1
	Ginseppe Palmese	1
	Glen Anning	1
	Greg Hollows	1
	Gretchen Whitner	1
	Harambe	1
	Harry A. Plitt	1
	Harry Xencteus	1
	Henry Young	1
	Hercule Poirot	1
	Hillary Clinton	3
	Hollei Johnson	1
	J D Vance	5
	Jack Hutches	1
	Jack Saridge	1
	Jackson Harmon	1
	Jacob foster	1
	James Arbisi	1
	James Brian Greiak	1
	James E. Carter Jr	1
	James J. Dunne III	1
	Jamie Hirsh	1
	Jasmine Sherman Tanda Blubaer	1
	Jason Kelce	1
	Jay Clayton	1
	Jeffrey Hoens	1

Write-in Names Report
2024 General Election
November 5, 2024

Camden County, New Jersey

Heading	Candidate Name	
	Jeffrey Neil Santos Intong	1
	Jereemy Mark Cohen	1
	Jerome Handy	1
	Jimmy Buffett	1
	Jimmy Carter	1
	Joe Machin	1
	John Fetterman	2
	John Huntsman	1
	John Kasich	1
	John Mitchell	1
	John Mulaney	1
	John Norbeck Jr	1
	John O'Conner	1
	John P. Santry Jr.	1
	John Patrick Ryan	1
	John R. Lang	1
	Jon Grandison	1
	Jose L. Santiago Jr	1
	Joseph Biden	1
	Joseph Deshayes IV	1
	Joseph E Gorecki II	1
	Joseph G. Kapenstein	1
	Joseph Goldstein	1
	Joseph Manchin	4
	Joseph Ripa	2
	Josh Shapiro	10
	Justin Amash	1
	Justin Roiy	1
	Kamela Harris	1
	Kang Kodos	1
	Kasey Disessa	1

Write-in Names Report
2024 General Election
November 5, 2024

Camden County, New Jersey

Heading	Candidate Name	
	Keeley Baker	1
	Kenneth W. Pasley	1
	Kyle Mulgren-Lamge	1
	Kylie Kelce	1
	Kylo Flocio	1
	Larry David	1
	Larry Hogan	5
	Lauren Yoked	1
	Lincoln Chafee	1
	Linda A. Heaschkel	1
	Luke Bloomberg	1
	Lynn Chaney	1
	Maklikah Slater	2
	Marc J. Ullman	1
	Marcia Swerdloff	1
	Marco Rubio	4
	Margaret D. Johnson	1
	Marianne Williamson	2
	Mario Maiese	1
	Mark Cuban	3
	Mark Kelly	2
	Martin E. Bendorf	1
	Mary Katherine Ham	1
	Matthew Faranda	1
	Matthew James Dyson	2
	Max Rifkin	1
	Melinda Stroub	1
	Michael Davies	1
	Michael Farley	2
	Michael Frohbergh	1
	Michael Johnson	1

Write-in Names Report
2024 General Election
November 5, 2024

Camden County, New Jersey

Heading	Candidate Name	
	Michael Joy	1
	Michael Kirscher	1
	Michael R Bloomberg	2
	Michael Tillman	1
	Michelle Obama	3
	Mike G'Idersleeve	1
	Mike Johnson	1
	Mike Pence	26
	Mike Pompeo	1
	Mike Weiter	1
	Mitt Romney	12
	Molly Hackins	1
	Morgan Freeman	1
	Nathan Thurber	1
	Nikki Haley	124
	Nkam Mongwa	1
	Owen Oconnell	1
	Pamela Anderson	1
	Parth Shah	1
	Patricia Wilson	1
	Patrick Sheehan	1
	Paul Lee Heckendors	1
	Pete Buttigieg	3
	Peter Dunn	1
	Peter Ganski Lauren Doak	2
	Peter Sonski	36
	Peter Sonski Lauren Orak	3
	Phil Murphy	2
	Polly Tish Ann	1
	Rakim Stevens	1
	Rand Paul	3

Write-in Names Report
2024 General Election
November 5, 2024

Camden County, New Jersey

Heading	Candidate Name	
	Rashida Talib	2
	Ray Dalio	1
	Raymond Ricki Jr	0
	Rep. Liz Cheney	1
	Rick Santorum	1
	Ritchie Torres	2
	Ro Khanna	1
	Robert A. Taft Sr.	1
	Robert Diggs	1
	Robert F. Kennedy	2
	Robert Gaynier	1
	Robert Lukens	1
	Robert M. Frankel	1
	Robert Scherlong	1
	Robin Brownfield	1
	Ron Desantis	6
	Ronald Jackson Jr	1
	Russel Brand	1
	Sabastian Burgio	1
	Scott Pakstin	1
	Scott Shepppair	1
	Sharon McMahon	1
	Sherrod Brown	1
	Shiva Ayyadyrai	2
	Steve Ravitz	1
	Susan Wild	1
	Taylor Swift	1
	Terron Semons	1
	Thomas Massie	1
	Tim Scott	2
	Tim Teebow	1

Write-in Names Report
2024 General Election
November 5, 2024

Camden County, New Jersey

Heading	Candidate Name	
	Tom Steyer	1
	Tomoe Umari	0
	Tovah Kurlansk	1
	Tristan J. Green	1
	Tulsi Gubbard	4
	Vivck Ramasovarny	1
	Warren Buffet	1
	Wilbur Fleetwood	1
	William Waren Brake	1
	Winston Hawkins	1
	Yaakov Backman	1
	Yahuah Melech	1
	Yahuah Sabaoth	1
	chad Irons	1
	christopher Mari	1
	kevin boyle	1
	michael rickert	1
	shireen abu akleh	1
	winsome Sears	1
	Not Assigned	1
United States Senator	Total Write-In Votes :	119
	*Disqualify	29
	Andy Kim	0
	Anthony J. Depetris	1
	Ayala	1
	Benedict Ciaccio	1
	Bob Menendez	2
	Brain Lawrence	1
	Brandon Crenshaw	1
	Bret Schundler	1
	Bro. Zaudie Abdul-Malik	1
	Carla Herbert	1

Write-in Names Report
2024 General Election
November 5, 2024

Camden County, New Jersey

Heading	Candidate Name	
	Chris Christie	2
	Christina Khalil	2
	Christine Serrano-Glassner	10
	Christine Todd-Whitman	1
	Christofer Smith	1
	Clide Cook	1
	Cynthia Dill	1
	Damon Galdo	1
	Danee Divine	1
	Dave McCormick	1
	David Hughes	1
	Dom Sheehan	1
	Dule Honey	1
	Eugene Brown	1
	Foley Jr	1
	Frank Pallone	1
	Gabriel Guida	1
	George Washington	1
	Helen Hart-Magbet	1
	James Sharp Jr.	1
	James Tradwell	1
	James Tresdose	1
	Jay Feitshans	1
	Jeff Hardy	1
	Jeffrey Neil Santos Intone	1
	Jennifer GarGiulo	1
	Joseph McMellon	1
	Josh Hawley	1
	Justin Murphy	3
	Kathryn Council	1
	Kyle Kunz	1

Write-in Names Report
2024 General Election
November 5, 2024

Camden County, New Jersey

Heading	Candidate Name	
	Louis Greenwald	2
	Mack V Oddo	1
	Marc Williams	1
	Mark M Rudderoe	1
	Melinda Banks	1
	Michael Abruccato	1
	Michael Toe	1
	Michael Turner	1
	Mike Sherrill	1
	Muammar Al-Qaddafi	1
	Nathan Theuber	1
	Nick Rafios	1
	Nilsa Cruz-Perez	1
	Norman Angemi	1
	Pat Buchanan	1
	Peter Sonski	1
	Ronald Jackson Jr	1
	Stephen Carey	1
	Steven Naphy	1
	Stevey Ravriz	1
	Tammy Murphy	8
	Teddy Smith	1
	Theodore Konsell	1
	Walter White	1
	William J McGeinuess	1
	Wyatt Sklar	1
	Yukari Akiyama	1
	Not Assigned	1
Member of the House of Representatives 1st Congressional District	Total Write-In Votes :	179
	*Disqualified	59
	Adam Cohen	1
	Alan Viviano	1

Write-in Names Report
2024 General Election
November 5, 2024

Camden County, New Jersey

Heading	Candidate Name	
	Alex Law	2
	Andrew B Clayton Sr.	1
	Angela M. Brown	1
	Anthony Herbert	1
	Arthur Barclay	1
	Austin Johnson	1
	Austin Kopfle	1
	Ayala	1
	Ben Saracco	1
	Benedict Ciaccio	1
	Bill Rapp Sr.	1
	Bill Roundtree	1
	Brian K Everett	1
	Bro. Zawdee Abdul-Malu	1
	Christopher Miller	1
	Christopher Smith	1
	Claude Giroux	1
	Clayton Dale	1
	Constance Mercedes	1
	Cooper Gordick	1
	D. M. Sheehan	1
	Damon Galdo	1
	Danee Divine	1
	David Renanskg	1
	David Siedel	1
	David Stahl	2
	Davis Hughes	1
	Dawn Elizabeth Bostelman	1
	Deniece Williams	1
	Dominick Melchione III	1
	Drew Wixted	1

Write-in Names Report
2024 General Election
November 5, 2024

Camden County, New Jersey

Heading	Candidate Name	
	Ed Snowden	1
	Edward Ramoska	1
	Elton Custes	1
	Emmett Sanders	1
	Ethan Tyree	1
	Ethon Ko	1
	Eugene Brown	1
	Franklin Frake	1
	George Aaron	1
	Graham Luther	1
	Hailey Welch	1
	Harry M Reichunseg	1
	Hind Rajab	1
	Hollei Johnson	1
	Jake Elliot	1
	James E Kelly	1
	Janette Amadio	1
	Jay Lassiter	1
	Jeff Gans	1
	Jeffrey Fritz	1
	John Adams	1
	Jordan Muchnik	1
	Joseph A Atchison III	1
	Joseph C Schiavo	1
	Joseph McMahon	1
	Josh Bernstein	1
	Julienne Verdi	1
	Kate Delany	1
	Keanu Reeves	1
	Kellen Burke	1
	Kriswell Rivera	1

Write-in Names Report
2024 General Election
November 5, 2024

Camden County, New Jersey

Heading	Candidate Name	
	Kurt Sporer	1
	Lauren Bell	2
	Lawrence J Winters	2
	Lebron James	4
	Lee Widman	1
	Logan William	1
	Marin Goines	1
	Mark M Rudderford	1
	Mary A Sharp	1
	Melinda Banks	1
	Michael D'Agostino	1
	Michael Farley	2
	Michael H Weaver	1
	Michael Myngna	1
	Miho Nishizumi	1
	Myna Barbee	1
	Nathan Thurber	1
	Nicholas Foles	1
	Nicholas Hurff	1
	Noel Gallagher	1
	Patrick Reidy	1
	Preston Brown	1
	Rachel Tavani	1
	Rashida Tlaib	1
	Ray Thanner	1
	Rick Rizzuto	1
	Ronald Jackson Jr.	1
	Roseann Stanley	1
	Ryan Tollefson	1
	S. Carmichael	1
	Samuel Hagg	1

Write-in Names Report
2024 General Election
November 5, 2024

Camden County, New Jersey

Heading	Candidate Name	
	Scott Hind	1
	Sean Brown	1
	Serena	1
	Shrey Dalwadi	1
	Stephen Carey	1
	Teal Hollow	1
	Terrell Moore	1
	Theodore Konsoulis	1
	Tiffany D'Amico	1
	Tom Fischers	1
	Tom Mirgliacos Jr.	1
	Travis Pearson	1
	Troy Jurimus	1
	William Switzer	1
	Yahslua Christ	1
	gideon dion	1
	Not Assigned	1
Sheriff	Total Write-In Votes :	217
	*Disqualify	75
	*Disqualify	12
	ACAB	1
	Adel Rama	1
	Alice G Chang	1
	Alicia Temkin	1
	Allen Williams	1
	Amanda Gattinella	1
	Andrew B Clayton Sr	1
	Andrew Stahl	1
	Anthony DeCuzzi	1
	Anthony Ford	1
	Bill Higgins	1
	Brian Foster	1

Write-in Names Report
2024 General Election
November 5, 2024

Camden County, New Jersey

Heading	Candidate Name	
	Brian Lawrence	1
	Charles Bachi VI	1
	Chip Pelikoski	1
	Christopher Better	1
	Chuck Billingham	0
	Corey Russ Sr	1
	D.M. Sheehan	2
	Damon Glatz	2
	Dan Aaron	1
	Daniel Ertz	1
	Daniel Singleton	1
	Darnell Hardwick	1
	David Hughes	1
	David Mears	1
	David Sidell	2
	Dennis Moore	1
	Dorothy Macauley	1
	Elton Custis	1
	Eugene Braun	1
	Frank Patterson	1
	Frank Ralston	1
	Frankie Zipkin	1
	Geraldo A. Ortiz	1
	Gilbert Wilson	1
	Gina Winters	1
	Harry M Riechenberg	1
	Henry Williams	1
	Hollei Johnson	1
	Howard Wilson	1
	James Aquilino	1
	Jason Cutler	4

Write-in Names Report
2024 General Election
November 5, 2024

Camden County, New Jersey

Heading	Candidate Name	
	Jennifer Gargiulo	1
	Joclyn Dix	1
	Joe Pillo	1
	Joey Stalin	1
	John Kruck	1
	John Mohr	1
	John Sloan	1
	John Smarkola	1
	Joseph Bouvier	1
	Joseph McMahon	1
	Josh Randall	1
	Joshua D Otto	1
	Joshua M Doran	1
	Karen Taylor	1
	Kevin Bogan	1
	Khoa D Nguyen	0
	Kimmo Timonen	1
	Lee Anne Clark	1
	Leo J Bellamy	1
	Leonard Testa	1
	Liam Gonzales	1
	Lt. Helen Hart-Magobet	2
	Malige Kamara	1
	Mark M. Rudderow	1
	Mark Weber Jr	1
	Matt Bains	1
	Megan Pete	1
	Melinda Burke	1
	Melissa Sivak-Lamber	1
	Michael Baehr	2
	Michael D'Agostino	1

Write-in Names Report
2024 General Election
November 5, 2024

Camden County, New Jersey

Heading	Candidate Name	
	Michael Ford	1
	Michael Holland	1
	Michael Menta	1
	Michael Muller	2
	Michael Vasinda	1
	Monica Sparks	1
	Nafisa Ahmed	1
	Nathan Thurber	1
	Nathaniel Smith	1
	Oliver Cataldo	1
	Pamela Bozarth	1
	Paul Ciervo	2
	Paul E. Robeson Jr	3
	Repaat Alareer	1
	Robert Nitzky	1
	Robert Turner	3
	Ronald Jackson Jr	1
	Sadie Satum	1
	Sam Sedes	1
	Sean Brown	1
	Sean Hengot	1
	Sean Redmond	1
	Seth Gross	2
	Shannon Stout	1
	Shemip Howard	1
	Smedley Butler	1
	Stephanie Moore	1
	Stephen Carey	1
	Steven M. Brodzik	1
	Sue Altman	1
	Suzanne Lubin	1

Write-in Names Report
2024 General Election
November 5, 2024

Camden County, New Jersey

Heading	Candidate Name	
	Taylor Ng	1
	Theodore Kovos Jr	1
	Thomas Linarao	1
	Tiernan Goodfellow	1
	Timothy J Gallagher	2
	V Kamlik	1
	Wes Wilson	1
	William Sharp	1
	Zachary Akers	2
	Not Assigned	1
County Clerk	Total Write-In Votes :	166
	*Disqualified	65
	Alex Devera	1
	Andrew B. Clayton Sr.	1
	Anna Reeber	1
	Anthony Ford	1
	Brian Lawrence	1
	Christopher Rocco	1
	Coleen Buchi	1
	D. M. Sheehan	1
	Dana Zipkin	1
	Danee Divine	1
	David Hughes	1
	David Siedell	2
	David T Wright	1
	Dominick Melchione III	1
	Dorothy McCauley	1
	Edward Jankowski	1
	Elton Curtis	2
	Eric Davidson	1
	Eugene Breon	1
	Evan Goodfellow	1

Write-in Names Report
2024 General Election
November 5, 2024

Camden County, New Jersey

Heading	Candidate Name	
	Fabriola Roque	1
	Frank Ocean	1
	Helen Hart-Magebet	1
	Hind Rajab	1
	Hollei Johnson	1
	Howard Wilson	1
	James Gattinella	1
	Janet Elizabeth Bostelman	1
	Jason Lomberg	1
	Jeff Jones	1
	Jeff Tofto	1
	Jennifer Ertor	0
	Jennifer Gargiulo	2
	Jennifer Sharman	1
	Jenny Vives	1
	Joe Ripa	2
	John Clark	1
	John Kirk	1
	John Schmidt	1
	John Thompson	1
	Joseph Maldonado	1
	Karen Halpern	1
	Kate Delaney	1
	Kenneth Winberry	1
	Kevin Smith	1
	Leo J Bellamy	1
	Mark M. Rudderow	1
	Mary C. Sharp	1
	Maryann Merlino	1
	May Taylor	2
	Melinda Banks	1

Write-in Names Report
2024 General Election
November 5, 2024

Camden County, New Jersey

Heading	Candidate Name	
	Michael Keating	1
	Mike Williams	1
	Minnie Riperton	1
	Nafisa Ahmed	1
	Nakeita Beverly	1
	Nathan Thuber	1
	Naz Reid	1
	Pamela Bozarta	1
	Patricia Campo-Medina	1
	Patti Chacker	1
	Rajan Vasisht	1
	Rebecca Holloway	13
	Regis Philmin	1
	Rena Margulies	2
	Robert Cayle	1
	Robert Pallante	1
	Ronald Jackson Jr.	1
	Ronald Smith	1
	Rosemare Hicks	1
	Ruby Donnelly	1
	Sean Combs	1
	Sean herbert	1
	Shannon Stout	1
	Stephanie Gomos	1
	Stephen Carey	1
	Steven M. Brodzik	1
	Sue Altman	1
	Tahir Smith	1
	Theodor Kowsawlis	1
	V Parrilla	1
	Wyatt Sklar	1

Write-in Names Report
2024 General Election
November 5, 2024

Camden County, New Jersey

Heading	Candidate Name	
	Zonder Rudd	1
	Not Assigned	1
Members of the Board of County Commissioners	Total Write-In Votes :	454
	*Disqualified	174
	*Disqualified 1	7
	Aidan B. Clayton	1
	Alex Bowman	1
	Alexandria McCormick	1
	Ali Sloan El	1
	Amanda Carstaphan	1
	Amanda Robinson	1
	Amber Pallante	1
	Andrew B. Clayton	2
	Andrew Reichard	1
	Andrew Stahl	1
	Anthony Decuzzi	2
	Anthony Ford	1
	Anthony Gizzie	1
	Austin Waller	1
	Aya Soliman	1
	Benjamin Sasacco	1
	Bessie Coleman	1
	Bill SHarman	1
	Bobby Portis Jr.	1
	Brett Halpern	1
	Brian Kelly	1
	Brian Lawrence	1
	Brother Zawdie Abdul-Malik	3
	Byron Long	1
	Cam Ward	1
	Carla Ortiz	1
	Casondra Hill	1

Write-in Names Report
2024 General Election
November 5, 2024

Camden County, New Jersey

Heading	Candidate Name	
	Celia Cruz	1
	Charles Dipetrapdo	1
	Charlotte tenroe Relly	1
	Colin Melroy	1
	Corey Russ Sr.	3
	Coskun Oztirk	2
	Craig Pfeiffer Jr	1
	Cynthia Dill	1
	D. M. Sheehan	1
	Danee Divine	3
	Danielle Berry	0
	Dave Siedell	7
	David Isshak	1
	David T Wright	1
	Dellethea Carstaphan	1
	Dena Mgrdozhan	1
	Dominick melchirole III	1
	Donald J. Trump	1
	Donald Smith	0
	Dorothy Macauley	1
	Douglas Kelly	1
	Dr Taliodorus	1
	Edward McKamey Jr.	1
	Edward Tobin	1
	Elton Custis	16
	Emayln Feltshen	1
	Erin Johnson	2
	Eugne Brown	1
	Faith Ledjer	1
	Franco Franco	1
	Frank Earl Fleming	1

Write-in Names Report
2024 General Election
November 5, 2024

Camden County, New Jersey

Heading	Candidate Name	
	Frank Ralston	3
	Frank Troy	1
	George Hutchins	1
	George Norcross	1
	Gerald W Ellis II	1
	Hana Isuzu	1
	Hasan Piker	0
	Hason Piker	1
	Helen Hart-Magobet	1
	Henry D Nevel	1
	Hind Rajab	1
	Hugh G Mungus	1
	Ilhen Omar	1
	J.J.Coux	1
	Jackson R. Price	1
	Jacob Bolen	1
	Jalen Hurts	1
	James Sharp Jr	1
	Jamie Johnson	1
	Jason Cairns	1
	Jason Fanning	1
	Jason Garstkiewicz	1
	Jeffrey Santos	1
	Jennifer Gargiulo	6
	Jimmy Redmand	1
	Joe Borrick	1
	John Begley	1
	John Starling	1
	John T Archer jr	1
	Johnny Nash	1
	Joseph Maklenado	1

Write-in Names Report
2024 General Election
November 5, 2024

Camden County, New Jersey

Heading	Candidate Name	
	Joseph Meley	1
	Joseph North	1
	Justin Avery	1
	Justin Molinari	1
	Karen Ann Ford	1
	Karen Hengst	1
	Kate Delaney	3
	Kenneth R Kaplan	1
	Kenny Stevens	1
	Kevin Barfield	1
	Kevin Monico	1
	Kyle Irwin	14
	Lenny Zipkin	1
	Leo bellamy	1
	Liam Bush	2
	Liam Gallagher	1
	Lillian Cleary	1
	Lily Wu	1
	M. Dantonio	2
	Maisha Aziz	1
	Mako Reizei	1
	Marble Rodriguez	1
	Margaret Goodfellow	1
	Mark M Rudderow	1
	Mark Smith	1
	Mary A. Sharp	1
	Matt Briggs	1
	Matthew Kuchn Jr.	1
	Matthew McCormick	1
	Matthew Willard	1
	Maxwell Vives	1

Write-in Names Report
2024 General Election
November 5, 2024

Camden County, New Jersey

Heading	Candidate Name	
	Melinda Banks	3
	Melinda Kane	1
	Melinda Kar	0
	Melissa Foster	1
	Michael D'Agastino	1
	Michael Kidlenuo	1
	Michael Lipinski	1
	Mike Radie	1
	Moe Howard	1
	Moneke Ragsdale	1
	Morla Games	1
	Muqaddas Ejaz	1
	Murray Zipkin	1
	Nambia El	1
	Nathan Thurber	3
	Nicholas Timpanell	1
	Nichole Jones	1
	Nick Gimbanis	1
	Nina Simone	1
	Noel Gallagher	1
	Nolan Siegel	1
	Norman Angemi	2
	Pamela Bozarth	1
	Pan Mclarsen	1
	Pat Goodfellow	1
	Patrick Dellescandro	1
	Patrick Whalen	1
	Patti Chacker	1
	Phoebe Zipkin	1
	Rajan Vasisht	1
	Rashida Tlaib	1

Write-in Names Report
2024 General Election
November 5, 2024

Camden County, New Jersey

Heading	Candidate Name	
	Ray Thanner	1
	Rebecca Vives	1
	Rebecca Wagner	1
	Renee Servier	1
	Richard Nixon	1
	Robert Decuzzi	2
	Robert Hannon	1
	Robert Nitzky	1
	Robin Brownfield	1
	Ron Pacifico	1
	Ronald Jackson Jr.	3
	Ronsha Dickerson	1
	Ryan Blarey	1
	Saif Hasan	1
	Samantha coyle	1
	Samuel Robsion	1
	Saori Takebe	1
	Sarah Clark	1
	Scot Urquhart	1
	Scott Ritter	1
	Sly Goodfellow	1
	Stephen Carey	1
	Steven Kelly	1
	Steven M. Brodzik	1
	Sue Altman	1
	Susan Druckenbr	2
	Susan Drukenbrod	12
	Teresa Porrini	1
	Thelma O'brien	1
	Theodore Kousawl	1
	Theresa Herbert	1

Write-in Names Report
2024 General Election
November 5, 2024

Camden County, New Jersey

Heading	Candidate Name	
	Thomas Shaffrey	2
	Timothy Carstaphan	1
	Tom Messick	1
	V. Parrilla	3
	Vanessa Mitchell	1
	Victor Carstarphen	1
	Victor Deazevedo	1
	Vida Neil	1
	William Artz	1
	William Sharp	1
	Willie Williams	1
	Wyatt Sklar	1
	Not Assigned	5
Members of Council Audubon Park Borough	Total Write-In Votes :	14
	*Disqualified	1
	Brian Davis	1
	Christefer Stokes	2
	Colleen Pennock	2
	Dawn Pennock	1
	Kirsten Stokes	1
	Michael Pennock	1
	Patricia Farley	2
	Paul Frantz	1
	Peter Tait	1
	Terri Tait	1
	Not Assigned	0
Members of Council Barrington Borough	Total Write-In Votes :	6
	*Disqualified	6
	Not Assigned	0
Members of Council Bellmawr Borough	Total Write-In Votes :	91
	*Disqualified	15
	Al Themedorator	1

Write-in Names Report
2024 General Election
November 5, 2024

Camden County, New Jersey

Heading	Candidate Name	
	Anthony Ford	1
	Armondo Serrata	1
	Bill Groff	3
	Bob Saget	1
	Brandon Carney	1
	Cheryl McKnight	1
	Chris Concanaon	1
	Colin Namnoum	1
	Daniel Williams	1
	Danny DeVito	1
	Donald J. Trump	2
	Doug Miller	2
	Ed Kitchenman	1
	Eric E. Tech	2
	Eric Heidrich	1
	Eric Hoban	1
	Gregory DiDonato	1
	James W. O'Neill Jr.	1
	Jason Higgins	1
	Joe Capizzi	1
	Joseph A Grolde III	1
	M Dantonio	2
	Mao Zedong	1
	Maurice Wilson	2
	Melissa Heavner	1
	Michael Draham	11
	Michael Jordan	1
	Mike Rowave	1
	Mike Williams	1
	Oswald Mosley	1
	Patrick Ewings	1

Write-in Names Report
2024 General Election
November 5, 2024

Camden County, New Jersey

Heading	Candidate Name	
	Paul DeAngelis	1
	Pedro R Cintron	1
	Quinn R. Schofield	1
	Richard Cusack	2
	Rico Gonzales	2
	Rita Stopper	1
	Ron Henry	1
	Ryan J. Smith	1
	Sandy Valdez	1
	Scott Draham	11
	Susan Montchik	1
	Ted Cruz	1
	Terry Heavner	1
	Tracy Sharp	1
	William Groff	1
	Not Assigned	0
Members of Council Berlin Borough	Total Write-In Votes :	42
	Alan Maloney	1
	Alex Jones	1
	Alex Lewellen	1
	Alison Moyer	1
	Anthony Herman	1
	Carl W Canfield Jr	1
	Chase Sanderson	1
	Chris Malone	1
	Daniel Moran	1
	Domenic T DiLuca	1
	ERic Wolf	0
	Eric Wolf	1
	George Baker	1
	Harry Friebel	1
	Jacob W Salvatore	2

Write-in Names Report
2024 General Election
November 5, 2024

Camden County, New Jersey

Heading	Candidate Name	
	James Bilella	1
	Jason Sokolowski	1
	Jim Pearce	1
	Karen Mannner	1
	Kevin Boyle	1
	Kimberly Chopadei	1
	Kristen Simone	1
	Kyle Nichols	1
	Marc Berklin	1
	Michael F Johnson	1
	Michael O'Mally	1
	Mike Murphy	1
	Rachael Canfield	1
	Richard Drisoll	1
	Robert Suchowierski	2
	Rushi Pandya	2
	Scott Lutz	1
	Steve Malcaven	1
	Steve Nakivoch	2
	Steven M. Brodzik	1
	William Behnke	2
	William Nachman Jr.	1
	Wu-Tang	1
	Not Assigned	0
Members of Council Berlin Township	Total Write-In Votes :	49
	*Disqualified	8
	Adam Adrian	2
	Andrew Souza	1
	Anthony Casteroro	2
	Bryan Ketchum	1
	Candace Hulse	2
	Christine mason	1

Write-in Names Report
2024 General Election
November 5, 2024

Camden County, New Jersey

Heading	Candidate Name	
	Chuck Norris	1
	David Hulse	2
	David Tottie	1
	Frank Laucia	1
	Ian Reed	1
	Jake Miller	1
	Jason Crispin	1
	Jeff Souza	1
	John R. Jacobs Jr.	1
	Joseph Fazakerley	2
	Kanye West	2
	Keid Simon	1
	Kerney	1
	Khaled Reza	1
	Kimberly Reed	2
	Marie Ketchum	1
	Paul Maggi	1
	Robert F Kennedy	1
	Robert Lee	1
	Ron Silvestro	1
	Samantha Adrian	1
	Scott Manley	1
	Stacey Juliano	1
	Steve Harvey	0
	Tony Kubat	1
	Walt Morrell Jr	1
	Wayne Brady	1
	Wella Nowell Jr	1
	Zachary R. Megala	1
	Not Assigned	0
Mayor - Unexpired Term Brooklawn Borough	Total Write-In Votes :	9
	Colin MacAdams	2

Write-in Names Report
2024 General Election
November 5, 2024

Camden County, New Jersey

Heading	Candidate Name	
	Jim Giles	1
	John Azzari	1
	Michael Mevoli	1
	Theresa Branella	1
	disqualify	3
	Not Assigned	0
Member of Council - Unexpired Term Brooklawn Borough	Total Write-In Votes :	10
	April DiRocco	1
	Brittany Henry	1
	Caitlin Giles	1
	Danielle Polo	1
	Donald Duck	1
	Kathleen Maas	1
	Maria Byrulis	1
	disqualify	3
	Not Assigned	0
Members of Council Brooklawn Borough	Total Write-In Votes :	2
	Jeff Holler	1
	Stevan Prager	1
	Not Assigned	0
Member of Council - Unexpired One Year Term Cherry Hill Township	Total Write-In Votes :	14
	Casey Lipinski	1
	David Hughes	1
	David Stahl	1
	Disqualified	5
	Lebron James	1
	Melinda Banks	1
	Melvin Delcid Lemos	1
	Norman Angemi	1
	Theodore Kousolis	1
	Wyatt Sklar	1
	Not Assigned	0

Write-in Names Report
2024 General Election
November 5, 2024

Camden County, New Jersey

Heading	Candidate Name	
Member of Council - Unexpired Three Year Term Cherry Hill Township	Total Write-In Votes :	26
	Beth Becker	1
	Bryce Harper	1
	Charles Nusbaum	1
	Chase Utley	1
	David Hughes	1
	Disqualified	6
	Eric A. Scalon	1
	Erin Gill	1
	Joel Embiid	1
	Jonathan Mingo	1
	Kris Wilson	1
	Larry A. Tuff	1
	Lebron James	2
	Melinda Banks	1
	Nicolas Rivera Lopez	1
	Norman Angemi	1
	Playboi Carti	1
	Saif Hasan	1
	Stefan Dombrowski	1
	Susan Drucken Brod	1
	Not Assigned	0
Members of Council Chesilhurst Borough	Total Write-In Votes :	9
	*Disqualified	2
	Bob Blazer	1
	Dennis Zorzi	1
	Michelle Neumann	1
	Robert Barney	1
	Ronald Harmon	2
	Sam Gault	1
	Not Assigned	0
Members of Council Clementon Borough	Total Write-In Votes :	27

Write-in Names Report
2024 General Election
November 5, 2024

Camden County, New Jersey

Heading	Candidate Name	
	Brett C. Robinson	1
	Carol Boyle	1
	Chris McKelvey	1
	Christy Weaver	1
	Disqualify	5
	Donald Trump	1
	Francis Little Jr.	1
	Gregory Fields	1
	Jason Nassour	1
	Lynn Brewin	1
	Lynn Lofland	2
	Michael Denomne	1
	Randall McGinnis	1
	Sean T. Conway	1
	Sheila Vohringer	4
	Susan Shaw	1
	Thomas Shaw	1
	William Weyland	2
	Not Assigned	0
Members of Council Gibbsboro Borough	Total Write-In Votes :	106
	Andrew Parsintz	4
	Ann Braddick	1
	Brandon Boots	44
	Brandon Lesco	1
	Cass McKee	1
	David Ostoff	1
	Disqualify	1
	Harry M Reichenberg	2
	Jack Flynn	1
	Jake DeMarino	1
	John Ritz	1
	Kerry Mohrien	33

Write-in Names Report
2024 General Election
November 5, 2024

Camden County, New Jersey

Heading	Candidate Name	
	Leo A. Geier	1
	Mark R. James	1
	Mathew Cody Rosa	1
	Michael Hauber	6
	Michael McPeak	1
	Mike Maley	1
	Paul Liekin	1
	Poppy Padlo	1
	W. Cantiello	1
	ron Pacifico	1
	Not Assigned	0
Member of Council At-Large - Unexpired Term Gloucester City	Total Write-In Votes :	9
	*Disqualified	1
	Alfred Pennyworth	1
	Anthony Herbert	1
	Clyde Cook	2
	Melvin Brooks	2
	Sandra Reed	1
	Tinneesha Reed	1
	Not Assigned	0
Member of Council Gloucester City - Ward 1	Total Write-In Votes :	1
	Sandra Reed	1
	Not Assigned	0
Member of Council Gloucester City - Ward 2	Total Write-In Votes :	5
	Carla Hubert	1
	Disqualify	1
	Kevin Kain	1
	Pzter Herbert	1
	Tiana Reed	1
	Not Assigned	0
Member of Council Gloucester City - Ward 3	Total Write-In Votes :	4
	Clyde Cook	2

Write-in Names Report
2024 General Election
November 5, 2024

Camden County, New Jersey

Heading	Candidate Name	
	Sadie Statue	2
	Not Assigned	0
Member of Council - Unexpired Term Gloucester Township	Total Write-In Votes :	17
	Aidan DiMarco	1
	Disqualified	8
	Floyd Vivino	1
	Jennifer Gargiulo	2
	Matthew Brish	1
	Melissa Foster	2
	Nathan Thurber	1
	Scot Urquhart	1
	Not Assigned	0
Commissioner - Unexpired Term Haddonfield Borough	Total Write-In Votes :	43
	Chuck Klouse	1
	Dan Blanchard	1
	Daniel Keenan	1
	Daniel Zhang	3
	David Skillman	1
	Disqualified	11
	Giorgio Piatti	1
	Gregg Mills	1
	Heather Pauli	1
	Hogan Makely	2
	Jacob Robinson	1
	Jeff Earnhart	1
	Jessica Pena	1
	John Spout	1
	Joseph Malcarney	1
	Josh Montana	1
	Keith Sparks	1
	Ken Sirvileo III	1
	Kevin Huang	1

Write-in Names Report
2024 General Election
November 5, 2024

Camden County, New Jersey

Heading	Candidate Name	
	Liam McTuggart	1
	Lindsay Holme	1
	Michael Neal	1
	Michael Ripilenco	1
	Neal Rochford	1
	Philip Smart	1
	Rob Naticchia	1
	Rose Patterson	1
	Sharon McCullough	1
	Tal Frieden	1
	Zachary M. Day	1
	Not Assigned	0
Members of Council Haddon Heights Borough	Total Write-In Votes :	0
	Not Assigned	0
Members of Council Hi-Nella Borough	Total Write-In Votes :	7
	David A Ryan	1
	Janet Williams	1
	Kevin Byrne	1
	Michael Ahn	1
	Suraiya Basil	1
	Treasell Barnes	1
	Tyran Basil	1
	Not Assigned	0
Members of Council Laurel Springs Borough	Total Write-In Votes :	10
	Dana Obst	1
	Daniel Lang	1
	Disqualify	2
	Ian Doherty	1
	Joe Biden	1
	Mellissa Check	1
	Michael Mercer	1
	Ruth Macqueen	1

Write-in Names Report
2024 General Election
November 5, 2024

Camden County, New Jersey

Heading	Candidate Name	
	Sam Delpidio	1
	Not Assigned	0
Members of Council Lawnside Borough	Total Write-In Votes :	12
	Anthony Bland	1
	Disqualify	2
	Ervin Mears	2
	Franklin Harper III	1
	Gopper Bengold	1
	John Chemello	2
	Kattchell Johnson	1
	Sabrina Forrest	1
	Teresa Byrd	1
	Not Assigned	0
Members of Council Lindenwold Borough	Total Write-In Votes :	50
	Andres Camacho	2
	Anthony Pizzo	2
	Carelina Ruiz	1
	Cheryle Randolph-Sharpe	1
	Craig Geckle	1
	Craig Wells	1
	Dan Dally	1
	David Bernstein	1
	Denee Tidwell	1
	Disqualified	22
	Frank Cavallaro	2
	George Steele	1
	Isha Edmondson	1
	Jacquelyn Dixon	1
	Jeff Lebowski	1
	Joan Frankle	1
	John Edmondson	1
	Lester Engels	1

Write-in Names Report
2024 General Election
November 5, 2024

Camden County, New Jersey

Heading	Candidate Name	
	Megan Bernstein	1
	Richard Hall	1
	Ron Burrows	2
	Trevor Shaw	1
	Warren Woywood	1
	Wayne Hars	2
	Not Assigned	0
Members of Council Magnolia Borough	Total Write-In Votes :	24
	Darleen Campbell	1
	Disqualified	12
	Dominic Santore	2
	George Karrum	2
	James P. Sullivan	1
	Joe Rogan	1
	Kurtis Anderson	1
	Stephen Richmond	1
	Tim Allen	1
	Tucker Carlson	1
	William G Jezior	1
	Not Assigned	0
Members of Council Merchantville Borough	Total Write-In Votes :	35
	*Disqualified	2
	Catherine Johanna Tyack	1
	Chester Hicks	7
	Dorothy Foley	7
	Janeen Hovnaniam	1
	Jason Zimolong	1
	Joe Moffett	1
	John Tank-Day	1
	Ken Wallace	1
	Michael D'Agostino	2
	Mark Thellman	1

Write-in Names Report
2024 General Election
November 5, 2024

Camden County, New Jersey

Heading	Candidate Name	
	Matt Gaskill	1
	Matt Mulhern	1
	Rebecca Bieber	1
	Rita O'Brien	1
	Robert Carey	1
	Robert Gick	1
	Ryan Ferdinand	2
	Thomas Nevodowski	1
	Will Walker	1
	Not Assigned	0
Member of Council - Unexpired Term Oaklyn Borough	Total Write-In Votes :	12
	Alex Beliki	1
	Anthony Mira	1
	Bernie Sanders	1
	Jeffrey Kasten	2
	Joe Biden	1
	Lois Giovarchini	2
	Mark M Rudderow	1
	Steven Celliri	2
	Vivek Ramaswamy	1
	Not Assigned	0
Members of Council Oaklyn Borough	Total Write-In Votes :	18
	*Disqualified	3
	Adam Sherr	1
	Bernie Sanders	1
	Bruce E. Barrett Jr	1
	Colleen Cellini	2
	Dan Kasten	1
	Jeffrey Kasten	1
	Joe R. Biden	1
	Kamala Harris	1
	Kate Oldfield	1

Write-in Names Report
2024 General Election
November 5, 2024

Camden County, New Jersey

Heading	Candidate Name	
	M M Rudderow	1
	Robert F. Kennedy Jr.	1
	Ron Desantis	1
	Steven Cellini	2
	Not Assigned	0
Members of Township Committee Pennsauken Township	Total Write-In Votes :	70
	*Disqualified	19
	Abigail Smith	1
	Anthony McWilliams	1
	Anthony Schiavo II	2
	Asher	1
	Audrey Hickey	1
	Baseem Yousef	1
	Bob Defeo	1
	Brian Lawrour	1
	Calvin Engine	1
	Catherine Hotlan	1
	Connor Riley	3
	Cynthia Pili	1
	Daniel R. Munoz	1
	David Meat	1
	Diana Ross	1
	Don Jones	1
	Franklyn D. Peralta	1
	Gregory Martoccio	1
	Guy Rosier	1
	Henry J. Peralta	1
	James Blair Hutton	2
	Janine Hickey	1
	John Dougherty	1
	Joshua J Dougherty	1
	Keith A Layton	1

Write-in Names Report
2024 General Election
November 5, 2024

Camden County, New Jersey

Heading	Candidate Name	
	Kevin Dilks	1
	Kimberly Gallagher	2
	Lisa Eckel	1
	Michael Tartaglia	1
	Nhuan Van	1
	Pawsey Medlen	1
	Rachel Schiavo	1
	Rand Paul	1
	Rich Ingram	1
	Roberta Flack	1
	Sabrina Winkler	1
	Soloman A Rosenthal	1
	Steven Sundy	1
	Taylor Anzidel	1
	Ted Cruze	1
	Tony A Medlen	1
	William Cuton	2
	William Finnegan	3
	Not Assigned	0
Members of Council Pine Hill Borough	Total Write-In Votes :	48
	Aaron Palmer	1
	Ava Rhem	1
	Beth Fidanza	1
	Brinton Lord	1
	Cairo Atherholt	1
	Casey Palmer	1
	Cleo Atherholt	1
	Craig T. Nelson	1
	David Priski	1
	Disqualified	5
	Disqualified 1	1
	Heather Puglia	4

Write-in Names Report
2024 General Election
November 5, 2024

Camden County, New Jersey

Heading	Candidate Name	
	Jason Cairns	1
	Jeff Simon	1
	Jeffrey R. Smith	1
	Jennifer Lord	1
	John E. Giacobbe III	1
	John W. Drebes Jr.	2
	Jon-Michael Knapp	1
	Joseph Butari	1
	Karie S. Giacobbe	1
	Lance Morris	1
	Martin Mendetta	1
	Matt McCloskey	2
	Michael Speirs	1
	Pasquale massi	1
	Rachael Jacques	2
	Raquel Frank	1
	Robert Skoki	1
	Roxanne evans	1
	Scott A ford	3
	Shaun Medeim	1
	Steven Frank	1
	Tara Morris	1
	Thomas Crosby	1
	William E Bland	1
	Not Assigned	0
Members of Council Runnemede Borough	Total Write-In Votes :	72
	Barb Sam's	1
	Bob Henry	1
	Charles C. Rifci	1
	Chris Tabako	1
	Daniel Mullin	1
	Danielle Burry	1

Write-in Names Report
2024 General Election
November 5, 2024

Camden County, New Jersey

Heading	Candidate Name	
	Disqualified	35
	Donald J. Trump	1
	Dorothy Macauley	1
	George Butricia	2
	Jack A. Shaw	2
	Jack Colbertson	1
	James Sharp Jr.	1
	Joe Lipomi	1
	John Hatty Jr.	1
	John Wark	3
	Kim Mennis	1
	Mary A. Sharp	1
	Matthew Harris	3
	Melanie A. Shaw	1
	Melanie Shaw	1
	Michael Kearney	1
	Michael Vance	1
	Norman Rebel Jr.	1
	Pat Moriarty	1
	Rocky Stayton	1
	Rose Butricia	2
	Roseann Stanley	1
	Sarah Dean	1
	Sly Cooper	1
	William DeCuzzi	1
	Not Assigned	0
Members of Council Somerdale Borough	Total Write-In Votes :	18
	Christian Rizza	1
	Disqualify	7
	Dominic Rizza	1
	Frank E. Tomaszowski IV	1
	James Abbott	2

Write-in Names Report
2024 General Election
November 5, 2024

Camden County, New Jersey

Heading	Candidate Name	
	Marc Ritz	4
	Nicole Connell	1
	Wellington Stubbs III	1
	Not Assigned	0
Member of Council - Unexpired Term Stratford Borough	Total Write-In Votes :	1
	Disqualified	1
	Not Assigned	0
Members of Council Stratford Borough	Total Write-In Votes :	5
	Disqualified	3
	Robert Stone	1
	Roger Cullitta	1
	Not Assigned	0
Members of Township Committee Voorhees Township	Total Write-In Votes :	148
	*Disqualified	38
	Alex Mackle	1
	Allison Simms	1
	Andrew Patrizzi	1
	Andrew Shellenhamack	2
	Andrzej	1
	Andy Stumpf	1
	Ashton Ponig	2
	Barbara Silary	1
	Betty Judge	1
	Bill Schnarr	2
	Bob Smith	1
	Carmine Valentino	1
	Chegodager	1
	Chloe Payton	1
	Christian Speero	1
	Courtney Radcliffe	1
	Craig Reider	1
	Dan Dwien	1

Write-in Names Report
2024 General Election
November 5, 2024

Camden County, New Jersey

Heading	Candidate Name	
	Dana Carson	1
	Dante DiBiase	1
	Deb Cimini	1
	Dee Ober	1
	Dennis Green	1
	Donald J Trump	3
	Ed Dutton	1
	Edward DiBiase	1
	Elon Musk	3
	Eric Datis	1
	Eric Simkin	5
	Franis Loftus	1
	Fred Cranes	1
	Gonzalo Berthin	2
	Jack Carr	1
	Jack McGovern	1
	James Purdy	1
	Jawaad Hossain	1
	Jeff Garcia	1
	Jeffrey McBee	1
	Jeffrey Wrona	2
	Jim Pacifico	1
	Joe J. Maffei	1
	John Smith	1
	Joy Gandy	1
	Juliana Martinez	1
	Kanye West	1
	Kathy Schnurr	2
	Kelly Pfahlert	1
	Ken Tavani	2
	Kyle Keller	1

Write-in Names Report
2024 General Election
November 5, 2024

Camden County, New Jersey

Heading	Candidate Name	
	Lorraine Singley	1
	Maria Gones	1
	Michael Dugan	9
	Michael Friedman	7
	Michael Maffer	1
	Michael Mancinelli	1
	Michele Foulke	1
	Michelle Cassidy	1
	Mike Suralik	1
	Rajan Vasisht	1
	Raymond Anderson	1
	Reinhard Lohengramm	1
	Rene Gandy	1
	Ronald Intelisavo	1
	Sean Burns	1
	Siegfried Kircheis	1
	Stacy L. Randall	1
	Stephanie Burns	1
	Steven Kosyla	1
	Sven Pfahlert	1
	Thomas Scull	1
	Timothy Koonts	1
	Timothy P Garvey	1
	Tina Bernstein	4
	Troy Marche	1
	Vin Padula	1
	Walter Blichasz	1
	Wayne Schultzer	1
	robert Nhzkg	1
	Not Assigned	0
Member of Township Committee Waterford Township	Total Write-In Votes :	136
	*Disqualified	16

Write-in Names Report
2024 General Election
November 5, 2024

Camden County, New Jersey

Heading	Candidate Name	
	Al Borrelli	3
	Alexander Berenato	2
	Barb Debuno	3
	Beth A Stoddart	2
	Bryan Berthold	2
	Chaoti	1
	Charles Hamilton	1
	Chris Syliva	1
	Daphne Whittaker	1
	Darcie Rotella	1
	Dave Cilona	1
	David Cilona	2
	David Pileggi	1
	Ehren ODonnel	1
	Elaine Piontkussiu	1
	Fiona Karl	1
	Hung Yu Chae	1
	Jack Reed	1
	Jake Ellington	3
	James Ieraci	1
	Janie A Eager	2
	Jason Brown	1
	Jay Ewan	1
	John Donegan	1
	John P Reod	3
	John Radano	1
	John Wheeldon	1
	Joseph Heqqar	1
	Joseph Kayati Jr	43
	Joseph Maressa	1
	Joseph Mominamin	1

Write-in Names Report
2024 General Election
November 5, 2024

Camden County, New Jersey

Heading	Candidate Name	
	Justin Brown	1
	Karen Foster	1
	Kimberly A Eager	1
	Krystopher Lockee	1
	Linda Snuffin	1
	Marc Morici	1
	Mark Ferry	2
	Matthew Gardocki	1
	Megan Stoddard	2
	Mike Lupinetti	1
	Narvis D. Morine	1
	Peter Hicks	1
	Peter Rose	2
	Rebecca Davis	1
	Rebecca Mumma	3
	Richard Yeatman	1
	Rita Barbarano	1
	Robert Egan	1
	Sarka Sedinova	1
	Sean Brennan	1
	Sean Dougherty	1
	Stanley Peiffer	1
	Stephen Kerr	1
	Steven Melchiorre	1
	Tabatha Lupinetti	1
	Thomas Taylor	2
	Travis Simmons	2
	Not Assigned	0
Member of Township Committee Winslow Township - Ward 1	Total Write-In Votes :	1
	Louis Parzoneal	0
	Richard Thorne	1
	Not Assigned	0

Write-in Names Report
2024 General Election
November 5, 2024

Camden County, New Jersey

Heading	Candidate Name	
Member of Township Committee Winslow Township - Ward 2	Total Write-In Votes :	3
	Frank Ralston	1
	Helen Hart-Magebet	1
	V. Parrilla	1
	Not Assigned	0
Member of Township Committee Winslow Township - Ward 3	Total Write-In Votes :	1
	Ronald Jackson Jr.	1
	Not Assigned	0
Member of Township Committee Winslow Township - Ward 4	Total Write-In Votes :	5
	Cheryl Hayes	1
	Disqualified	3
	Leo Bellamy	1
	Vheryl Hayes	0
	Not Assigned	0
Member of Council - Unexpired Term Woodlynne Borough	Total Write-In Votes :	9
	Brain Evering	1
	Christopher Johnson	1
	Dean Winchester	1
	Disqualify	3
	Kelly Jankowski	2
	Tom Crowley	1
	Not Assigned	0
Members of Council Woodlynne Borough	Total Write-In Votes :	23
	Bobby Singer	1
	Brian Evering	1
	Disqualify	9
	Frank Kirby Sr	4
	Patrick Hallahan	1
	Robert Baum	3
	Sam Winchester	1
	Sharon Vogel	1
	Sonja Kibbe	1
	Tom Crowley	1

Write-in Names Report
2024 General Election
November 5, 2024

Camden County, New Jersey

Heading	Candidate Name	
	Not Assigned	0
Member of Local Board of Education - Unexpired Term Audubon School District	Total Write-In Votes :	60
	*Disqualified	11
	Anna Machouser	1
	Bill Kelly	1
	Bill Wilson	1
	Brett MacMinn	1
	Brian Kirk	1
	Christine Carter	1
	Connie Buttil	1
	David Colderetti	1
	David Link	1
	Dennis Bartle	1
	Donald Trump	1
	Dustin Burns	2
	Elina Matthews	1
	Harry Harris	1
	Jeb Bush	1
	Jennifer Walton	1
	Joe Martin	2
	Joe Miller	2
	John D. Delitto	1
	Joseph Maldonado	1
	Josh Wood	1
	Joshua P Robinson	1
	Margaret Shaw	1
	MartinB Alvare	1
	Megan McGeeterron	1
	Michael Dunker	1
	Mike Banwens	1
	Nancy Callotti	1

Write-in Names Report
2024 General Election
November 5, 2024

Camden County, New Jersey

Heading	Candidate Name	
	Natalie Jensen	2
	Patrick Witts	2
	Rachel Wilson	1
	Rboert Jensen	1
	Sara Joy Kuhlén	1
	Sarah Corcino	1
	Seth King	1
	Stephen Carey	1
	Stephen Wilson	1
	Steve Radie	4
	Tom Leonard	1
	William Marley	1
	jOE sLAVIN	1
	Not Assigned	0
Members of Local Board of Education Audubon School District	Total Write-In Votes :	92
	*Disqualified	37
	*Disqualified 1	3
	Allen Dulles	1
	Bill Kelly	1
	Bill Schmutz	1
	Blaze Fadio	1
	Bob Baumann	1
	Cecil Hopkins	1
	Chris Berckman	1
	Chris Hoffman	1
	Connie Buttil	1
	Dan McClemen	1
	Dandy Don Borden	1
	Danielle Mitchell	1
	Debbie Lebb	1
	Gary Lies	1
	Gavin Bunt	1

Write-in Names Report
2024 General Election
November 5, 2024

Camden County, New Jersey

Heading	Candidate Name	
	George Washington	1
	Gregory Boker	1
	Hunter Lowe	1
	James Kelley	1
	Jeb Bush	1
	Joe McLourk	1
	Joe Miller	1
	Joe Rogan	1
	Joel Kliyer	1
	John Pintozzi	1
	Jon Martin	1
	Joseph Maldonado	1
	Kanye West	1
	Kelly Klingner	1
	Lauren Schiaro	1
	Linda Gilch	1
	Lisa Bumann	1
	Lisa Denker	1
	Michael Denker	1
	Nick McClemen	1
	Pat Driscoll	1
	Patrick Witts	1
	Paul Georges	1
	Ralph Beri	1
	Rosemary Anderson	1
	Ryan DeVito	1
	Ryan Tucker	1
	Sean Driscoll	1
	Segun Aurokoya	1
	Stephen Carey	1
	Steve radie	2

Write-in Names Report
2024 General Election
November 5, 2024

Camden County, New Jersey

Heading	Candidate Name	
	Tom Bartillo	1
	Trevor O'dowd	1
	joe Miller	2
	Not Assigned	1
Members of Local Board of Education Barrington School District	Total Write-In Votes :	317
	*Disqualified	157
	Adam Elgart	2
	Albert Thomas	1
	Aleandria McCormick	1
	Alex Harm	1
	Alyssa Eckerthdr	1
	Alyssa Kemp	1
	Andrew Smith	1
	Anthony Dipietro	1
	Ashley Melito	1
	Ashley Stoffel	1
	Benjamin Eley	1
	Beth Simmons	1
	Bretton Webster	1
	Brian Clark	1
	Brian Lindeboom	1
	Brianna Gillespie	1
	Carla Bolling	3
	Carlos Garcia	1
	Casey Chukinka	1
	Chris Iaccano	1
	Christian Heine	1
	Christine Long	1
	Christine Swain	2
	Ciro Maier	2
	Creed Pennisi	1
	Daniel Flury	1

Write-in Names Report
2024 General Election
November 5, 2024

Camden County, New Jersey

Heading	Candidate Name	
	Daniel Gabriel	1
	Danielle Lafferty	1
	Darryl Hunt	2
	David Lausi	1
	Dawn Stolle	6
	Dylan Reinhardt	1
	Ed Cilurso	1
	Ed Zetusky	1
	Elizabeth Lafferty	1
	Erin Heine	1
	Erin Hennessey	3
	Erin Newell	1
	Francis McCloskey	1
	Frank Lafferty	6
	Gina Bowman	1
	Harry Buscher	1
	Ilya Aptekarev	2
	Jaime McElree	1
	James Lamoureaux	1
	Jennifer Henderson	1
	Jennifer Lapinski Sands	9
	Jennifer Milligan	1
	Joe Inverso	3
	John Brennan	1
	John Howry	1
	John Romano Jr	2
	Jonathan May	1
	Jonathan Soll	1
	Jordan King	1
	Joseph Paulovich	2
	Joseph R Koerner Jr	2

Write-in Names Report
2024 General Election
November 5, 2024

Camden County, New Jersey

Heading	Candidate Name	
	Joseph Tursi	1
	Joshua Belling	1
	Karen Durkin	2
	Karl Loose	1
	Kathleen McCuster	1
	Kelli Martone	1
	Kelly Ferrante	1
	Ken Lampe	1
	Kenneth Jackson	1
	Kirk Popiolek	1
	Kristin Lampe	2
	Kristin Lorren	1
	Lampe Correa	1
	Lany Liss	1
	Lara Farrokh	1
	Lauren Gregory	1
	Logan Robenolt	1
	Lynne Brokaw	1
	Mark Lamp	1
	Mary-Jo Epright	1
	Matthew Cramer	2
	Matthew Ward	1
	Meghan Kearns	1
	Meghan Walker	1
	Michael Gorczynski	1
	Michael Maiorano	2
	Michael Silvestri	1
	Michelle Klaus	1
	Mickey Rainsford	1
	Mike Seeley	1
	Molly Harkins	3

Write-in Names Report
2024 General Election
November 5, 2024

Camden County, New Jersey

Heading	Candidate Name	
	Nicholas Montiel	1
	Nicholas Palmateer	2
	Noreen kinkler	2
	Nyriq King	1
	Patricia Harris	1
	Patricia Murray	1
	Patrick Whalen	1
	Paulette Kohout	1
	Rich King	1
	Richard Boone	2
	Robert DelVecchio	1
	Ryan Barner	1
	Ryan Monahan	1
	Sarah Carmody	1
	Selena Francis	1
	Shivum Bhuta	1
	Susan Eley	1
	Susana Martinez	1
	Ted Aurig	1
	Ted Raddell	2
	Terri Sullivan	1
	Theresa Trainer	1
	Thomas Pennestri	1
	Tiffany Aryee	1
	Tim Osman	1
	Tyler Orlando	2
	Vince Madiraca	1
	Vincent Litrenta	1
	Walter J Zimmerman	1
	Not Assigned	0
Members of Local Board of Education Bellmawr School District	Total Write-In Votes :	76
	*Disqualified	23

Write-in Names Report
2024 General Election
November 5, 2024

Camden County, New Jersey

Heading	Candidate Name	
	Amy Petro	1
	Anna Forline	1
	Armona Settrato	1
	Bill Groff	1
	Billy Brown	2
	Brad Bochly	1
	Carmen Pratico	1
	Charlene Tech	1
	David Spectoc	1
	Dawn Huff	1
	Dominick Melchione III	3
	Eric Tech	3
	Ericka Ruff	2
	Fowler	3
	Hidulfo Fenandez	2
	Hoban	2
	Hunter S. Thompson	1
	Jayson Patchel	1
	Jen La Selva	1
	John La Selva	1
	Joseph Dyson	1
	Kelly Draham	1
	Kelly Drebes	1
	Kristen Iannone	1
	Mark Huff	1
	Matthew Maguire	1
	McMatir	1
	Meghan Kraus	1
	Mike Draham	4
	Mike Williams	2
	Mina Iannone	1

Write-in Names Report
2024 General Election
November 5, 2024

Camden County, New Jersey

Heading	Candidate Name	
	Richard McManis	1
	Robert Fowler	1
	Ron Henry	1
	Scott Draham	3
	Sean Hengst	1
	Stephanie Allen	1
	Not Assigned	0
Member of Local Board of Education - Unexpired Term Berlin Borough School District	Total Write-In Votes :	53
	*Disqualified	17
	Alison Moyer	1
	Anthony Herman	2
	Bernard Miller	1
	Celeste Buchinsky	1
	Chase Sanderson	1
	Daisy Mase	1
	Daniel Viereck	1
	Donald Miller	1
	Francois Voltaire	1
	Gail Gainer-Cecchini	1
	Jeff Greenberg	3
	Jessica Stzell	1
	Jocelyn Lewis	1
	Karen Mariner	1
	Kim Pyle	1
	Kristen Simone	3
	Kristin Simone	2
	Linda Welte	1
	Mary L. Sabato	1
	Matt Titus	1
	Natalie King	1
	Nicole Hauffman	1

Write-in Names Report
2024 General Election
November 5, 2024

Camden County, New Jersey

Heading	Candidate Name	
	Rich Crane	1
	Robert Dwyer	1
	Ron Francesur	1
	Sharon Horowitz	1
	Star Bakey	1
	Steven M Brodzik	1
	Steven Schneider	1
	Steven Torres	1
	Not Assigned	0
Members of Local Board of Education Berlin Borough School District	Total Write-In Votes :	101
	Anthony Herman	1
	Bilbo Baggins	1
	Blake Buchinsky	1
	Bradley Rosenblum	1
	Brandy Titus	1
	Carl W Canfield Jr	1
	Christina Fochi	1
	Christopher Johnson	1
	Disqualified	47
	Ed Secrest	1
	Ed Wells	1
	Eric Aspell	1
	Glenn Taylor	1
	Jacob W Salvatore	1
	Jacquelyn Stauffer	1
	Jason Banyai	1
	Jason Sokocowski	1
	Jeff Greenberg	1
	Jeff Kates	1
	Jefferey Greenberg	1
	Jenna Clark	1
	John Yoon	1

Write-in Names Report
2024 General Election
November 5, 2024

Camden County, New Jersey

Heading	Candidate Name	
	Jose Hernandez	1
	Joseph Campisi	1
	Karen Costanzo	1
	Karen Mariner	1
	Ken Carson	1
	Kristen Simoi	2
	Kristen Simone	2
	Lelena Graham	1
	Linda Sokilowski	1
	Martin Short	1
	Mary Fochi	1
	Michael Iulucci	1
	Michelle Sanoloris	1
	Millard Wilkinson	1
	Nic Lewellen	1
	Noel Maloney	1
	Norman White	1
	Rebeca Holland	1
	Rebecca Hansen	1
	Rich Grand	1
	Ron Francesconi	1
	Rushi Pandya	1
	Scott Hansen	1
	Sean Farrell	1
	Stephen Nahovich	1
	Steven M. Brodzik	1
	Tonya Lewellen	1
	Virgil Johnson	1
	Will Lewellen	1
	William Nachman	1
	jessica stzell	1

Write-in Names Report
2024 General Election
November 5, 2024

Camden County, New Jersey

Heading	Candidate Name	
	Not Assigned	0
Member of Local Board of Education - Unexpired Term Berlin Township School District	Total Write-In Votes :	56
	*Disqualified	13
	Candace Hulse	1
	Cristine Mason	1
	Dawn Iydic	1
	Eric Rushen	1
	Helen Murphy	1
	Janet S Chisnell	1
	John Edmold	1
	John Kelly	1
	John R Jacobs Jr	1
	Joseph Fazpkerley	1
	Joseph Starr	1
	Katrina Martin	1
	Keith Jones	1
	Lawrence Steller	1
	Martin T. Quick Jr	1
	Matthew D Phillips	13
	Melissa Cipoletti	1
	Niladga Johnson	1
	Paden Dietrich	1
	Paul Maggi	1
	S kenneth Thrum	2
	Sarah Rowe	6
	Sean Spiller	1
	Stephen Coker	1
	Timothy Stoune	1
	Not Assigned	0
Members of Local Board of Education Berlin Township School District	Total Write-In Votes :	77
	Adrian Odegaard	1

Write-in Names Report
2024 General Election
November 5, 2024

Camden County, New Jersey

Heading	Candidate Name	
	Anthony Larren	1
	Ariana King	1
	Audrey Barbera	1
	Barry V. Martin	1
	Candace Hulse	1
	Carl Craft	1
	Christian Dunger	1
	Colin Davis	1
	Daniel Neel	1
	David Hulse	1
	Disqualified	34
	Disqualify	2
	Domonic Balducci II	1
	Elise Auletto	1
	Gina Odegaard	1
	JJ Riccobono	1
	Jennifer Croft	1
	Joseph Fazakerley	1
	Kahaled Reza	3
	Katrina Martin	1
	Keith Jones	1
	Kimberly Reed	1
	Lindsey Shellenberger	1
	Marc Lipson	1
	Maria Larren	1
	Matt Phillips	3
	Melanie Middleman	2
	Michael Clark	1
	Sandy Smith	1
	Sarah Rowe	4
	Scott Manley	1

Write-in Names Report
2024 General Election
November 5, 2024

Camden County, New Jersey

Heading	Candidate Name	
	William Dent	1
	Zach Ketchum	1
	Zachary Megala	1
	Not Assigned	0
Member of Local Board of Education - Unexpired Term Brooklawn School District	Total Write-In Votes :	16
	Andrew Cipolone	1
	Bradley Ruggles	1
	Disqualified	10
	Jennifer Moore	1
	Joseph Mikolaitis	1
	Maria Buratis	1
	Nina Cattanea	1
	Not Assigned	0
Members of Local Board of Education Brooklawn School District	Total Write-In Votes :	25
	Antonia Ramoundo	1
	Bradley Ruggles	1
	Chris Gougolis	1
	Clare Cipolone	1
	Courtney Moore	1
	Disqualified	16
	Jeff Holler	1
	Lisa Lopez	2
	Peter Cipolone	1
	Not Assigned	0
Member of Local Board of Education - Unexpired Term - One Year Camden City School District	Total Write-In Votes :	172
	*Disqualified	103
	Aaron Cooper	3
	Ahara Divine	1
	Ajeenah Riggs	2
	Alli Cooper	1
	Amanda Carstephen	1

Write-in Names Report
2024 General Election
November 5, 2024

Camden County, New Jersey

Heading	Candidate Name	
	Andrea D. Carter	1
	Andrew B Clayton Sr.	1
	Ayala	1
	Bea Zande Ablotmalek	1
	Budda Wallace	1
	Cheryl Carter	1
	D Collins	1
	Delbert Neal	1
	Desmond Newbill	1
	Doris Ossorio	1
	Elton Custis	9
	Faheem Lea	1
	Jenell McRae	3
	John Ossorio	1
	Jorge R. Irizarry	0
	Jose Delgado	2
	Kai Stevenson	1
	Kevin Riley	2
	Kevin Ruiz-Berros	1
	Kirk Jones	1
	Lafayette Cates	1
	Linda White	1
	Mike Morgan	1
	Mr. Washington	1
	Namibia El	1
	Nyeema Gillespie	1
	Paul Boyd	1
	Ronsha Dickerson	8
	Sadeera White	1
	Sean Brown	1
	Shakera Dye	1

Write-in Names Report
2024 General Election
November 5, 2024

Camden County, New Jersey

Heading	Candidate Name	
	Silvia Mincey	1
	Thomas Duddy	1
	Vida Neil	3
	Wanda Garcia	5
	Wyatt Hartman	1
	martha Myers	1
	Not Assigned	0
Member of Local Board of Education - Unexpired Term - Two Years Camden City School District	Total Write-In Votes :	148
	*Disqualified	88
	Aaron Cooper	1
	Alli El	1
	Amanda Castarphen	1
	Amirah Vahae	1
	Andrea D. Carter	1
	Andrew B Clayton Sr.	1
	Angela Turner	1
	Aurellia Green	1
	Ayala	1
	Ayinde Merrill	1
	Barbara Cascarell	1
	Bea Zande Abduimal	1
	Carla Bocito	1
	Charles Curtis III	1
	Cheryl Carter	1
	Cheryl Heatwole	1
	Daniel DeBeer	1
	Deltra Bailey	1
	Delbert Neal	1
	Doris Ossorio	1
	Elton Custis	5
	Isa Bey	1

Write-in Names Report
2024 General Election
November 5, 2024

Camden County, New Jersey

Heading	Candidate Name	
	Jeanette Bunch	2
	Jenell McRae	1
	John Ossorio	1
	Jorge L. Irizarry	1
	Josh Berris	1
	Kevin Ruiz-Berrea	2
	LaShae Walls	1
	Lafayette Curtel	1
	Linda White	1
	Lisa Pierce	2
	Marilyn Torres	1
	Mario Perez	3
	Mickey Mouse	1
	Mr. Washington	1
	Naheemah Gillespie	1
	Namibiar El	2
	Paul Boyd	1
	Ricardo Maidovar	1
	Ronsha Dickerson	3
	Sean Brown	2
	Shakera Dye	1
	Theo Spencer	2
	Tina Drael	1
	Vida Neil	1
	Not Assigned	0
Members of Local Board of Education Camden City School District	Total Write-In Votes :	393
	*Disqualified	264
	AJ Alexander	1
	Aaron Cooper	5
	Ahava Divine	1
	Aiden B Clayton	1
	Alvin Burrell	1

Write-in Names Report
2024 General Election
November 5, 2024

Camden County, New Jersey

Heading	Candidate Name	
	Amanda Castarphen	3
	Amirah Kane	1
	Andrea D. Carter	2
	Andrew B Clayton Jr.	1
	Andrew B Clayton Sr.	1
	Andrew Selby	1
	Avielle Hopkins	1
	Ayala	1
	Ayinde Merrill	2
	Bro Zawdie Abdul Malos	1
	Bruce Still	1
	C. Edwards El	1
	C. Moore Butts	1
	Cameron Hido	1
	Cameron Hudson	3
	Carla Floyd Watkins	1
	Carol Johnson	1
	Cheryl Carter	1
	Chuck Mckee	1
	Corinne Powers	1
	Danielle Smith	1
	Doris Ossorio	1
	Elton Custis	13
	Emily Suderbilal	1
	Erin Johnson	1
	Florence Canter	1
	Hugh Janis	1
	Jeanette Alvarez	6
	Jenell Mc Rae	4
	John Kunkle	3
	John Ossorio	1

Write-in Names Report
2024 General Election
November 5, 2024

Camden County, New Jersey

Heading	Candidate Name	
	Jonathan Compton	1
	Jorge L. Irazary	1
	Jose Delgado	1
	Juan Rodriguez	1
	Keith Eric Benson	3
	Kenn Riley	1
	Kevin Barfield	1
	Kevin Riley	1
	Lafayette Cotes	1
	Lahshawn Baxter	1
	Lashae Walls	3
	Linda White	1
	Lisa Pierce	1
	Lola Moore	2
	M Collins	1
	M Garner	1
	Martha Meyers	1
	Mike Hunt	1
	Monica Herandez	1
	Namibia El	2
	Nelson	1
	Nnamdee Nelson	2
	Pamela Clark	1
	Paul Boyo	1
	Ray A. Lebron	1
	Rebecca Armaga	1
	Renata Merrill	1
	Ronsha Dickerson	2
	S. Watson El	1
	Sean Brown	4
	Shane Van Gibergen	1

Write-in Names Report
2024 General Election
November 5, 2024

Camden County, New Jersey

Heading	Candidate Name	
	Stephen El	1
	Susan Folks	1
	Tamara Raddick	1
	Theo Spencer	1
	Theresa Dean	1
	Timothy Merrill	2
	Timothy Shank	1
	Tracey Hall	1
	Tyler Reddick	1
	Valerie Baylor	1
	Vedra Chandler	3
	Vida Neil	3
	Vida Rozier	1
	Winter Marshall	1
	Not Assigned	0
Members of Local Board of Education	Cherry Hill School District	Total Write-In Votes : 387
	*Disqualified	172
	A Reynolds	1
	Aaron Estrada	1
	Aaron Greenberg	1
	Abigail Johnsonbaum	1
	Alan Ethenson	1
	Alexander Krij	1
	Alicia Leahy	1
	Allyson Feld	1
	Alyssa Sims	1
	Andrea Fuhas	1
	Andrea Miller	1
	Andrew Johnsonbaum	1
	Angela Fillari	1
	Anna Adler	1
	Anne E Bohensky	1

Write-in Names Report
2024 General Election
November 5, 2024

Camden County, New Jersey

Heading	Candidate Name	
	Anthony DeCuzzi	1
	Anthony Rizzo	1
	Antoinette DeCuzzi	1
	Arielle Silver	1
	Ashley Byron	1
	Asia Brown	1
	Ava Fridell	3
	Barry Sims	1
	Ben White	1
	Berkenvitch	1
	Bernie Bullinski	1
	Bethany Lilian	1
	Bezalel Nislick	1
	Brad Brunoehler	1
	Brent Hammond	1
	Brent Johnson	1
	Bryce L Lipman	1
	Cassandra Dalhs	1
	Charles Roph	1
	Christopher Gravda	1
	Christopher Raw	1
	Cindy Lindenburg	1
	Colin Butler	1
	Connor Krieger	1
	Cory Ambrosino	1
	DJ Cassidy	1
	Daniel First	1
	David M Dercovitch	1
	David Patel	1
	David Smith	1
	Dawn Berckman	1

Write-in Names Report
2024 General Election
November 5, 2024

Camden County, New Jersey

Heading	Candidate Name	
	Dean Drizim	2
	Deanna Teixeira	1
	Deborah First	1
	Debra "Stardust" Cahile	1
	Defora H Branch	1
	Dena Rosario	1
	Devonta Smith	1
	Diana Ethenson	1
	Diane Fehder	1
	Dierdra Smith	1
	Dixie Normus	1
	Dominic Fillari	1
	Edward Baker	1
	Edward Baltish	1
	Edwin Quezada	2
	Elena Leahy	1
	Elizabeth Begley	1
	Elizabeth Smith	1
	Emalee Miller	1
	Emma Baillie	1
	Eric Crowthers	1
	Eric Palek	1
	Eyal Levy	1
	Fang Liu Zhang	1
	Francis Fullerton	1
	Frank Unger	1
	George Clinton	1
	Gerald W Ellis II	2
	Gomez Addams	1
	Gustavo Fring	1
	Hans Rosenschwein	2

Write-in Names Report
2024 General Election
November 5, 2024

Camden County, New Jersey

Heading	Candidate Name	
	Harvey Vazquez	5
	Heather Scott	1
	Hernan Berreddez	1
	Igor Bersutsky	1
	James Phan	1
	Jamie Dales	1
	Jan B Moore	1
	Jennie Strong	1
	Jessica Mazur	1
	Jim Walsh	1
	Joaquin Coeva	1
	Joaquin Suarez	1
	Joe Dilks	1
	Joe Meloche	1
	Johan Mateo	1
	John Casey III	1
	John M March	1
	John Prinuotta	1
	Joseph Pagano	1
	Joseph Scherer	2
	Joseph Shinn	1
	Joshua McCauley	1
	Justin P Watson	1
	Karen Oliver	1
	Kathi West	1
	Kathleen Penza	1
	Ken Carson	1
	Kevin Boyle	1
	Kevin Clanton	1
	Kshma Soni	1
	Kyle Chudzinski	1

Write-in Names Report
2024 General Election
November 5, 2024

Camden County, New Jersey

Heading	Candidate Name	
	Laura Gravdao	2
	Lee Cohen	2
	Leslie Claypool	1
	Lily Wu	2
	Liz Lemon	1
	Loren R Heinle	1
	Louis Catalani Jr	1
	Louis Cataloni Sr	1
	Luca Tang	1
	Marcia Swerdloff	1
	Margaret Man	1
	Mark Tamburrino	1
	Martin Chpuzzir	1
	Matt Briggs	1
	Matthew Russell	1
	Max Jacobs	1
	Melinda Bails	3
	Melvin Sharples	1
	Mian	2
	Michael Cerots	1
	Michael Chase	1
	Michael Hampton	1
	Michael Lewis	1
	Michael Rash	1
	Mike Sanchez	1
	Mike Young	1
	Myles Tamburrino	1
	Nadine Rhyme	1
	Nancy Ryan	2
	Nancy Taglans	1
	Neil Cockanus	1

Write-in Names Report
2024 General Election
November 5, 2024

Camden County, New Jersey

Heading	Candidate Name	
	Nichalas Gravdio	1
	Nicholas Timpanelli	1
	Nick Gaudio	2
	Nick Yuhas	1
	Nikki David	1
	Norman Angemi	1
	Omar Alkahily	2
	Oumar Sokhona	1
	Palmer	3
	Pat Byrnes	1
	Patricia Cataloni	1
	Pete LaBrie	1
	Peter M Hilerio	3
	Piper Casey	1
	Ray Thanner	1
	Richard Brown	1
	Rick Short	1
	Rinat Morad	1
	Robert DeCuzzi	1
	Robin Yost	1
	Ryan Procopio	1
	Samuel First	1
	Samuel Gluck	1
	Sharon Sussman	2
	Shlomo Levy	1
	Sidney B Katz	1
	Spencer Chocney	1
	Stephanie Casey	1
	Stephen Lockett	1
	Steve Yuhas	1
	Steven Fisk	1

Write-in Names Report
2024 General Election
November 5, 2024

Camden County, New Jersey

Heading	Candidate Name	
	Steven Max	1
	Stuart J Dibin	1
	TJ McStravick	1
	Tara Brudie	1
	Theo Baillie	1
	Theo Rossi	1
	Theresa Malik	1
	Thomas Ian Potts	1
	Tom Bahank	1
	Tom O'Donnell	1
	Trazi Connor	1
	Vishal Soni	1
	William Wheeler	1
	Yoseph Joe Bahar	1
	Zane Roskoph	1
	luba mangel	1
	menachem mangel	1
	Not Assigned	3
Members of Local Board of Education Chesilhurst School District	Total Write-In Votes :	219
	*Disqualify	46
	Carla A Ortiz	44
	Carla Ortiz	3
	Darlene McKenzie	1
	Debra Barney	3
	Dennis Cheeseman	1
	Dennis Zorzi	1
	Elisa Jones	3
	Helen Shorter	3
	Henrietta Williams	3
	Jordan Lyles	2
	Joseph Medley	48
	Joseph Waite Jr	1

Write-in Names Report
2024 General Election
November 5, 2024

Camden County, New Jersey

Heading	Candidate Name	
	Joshua Bishop - Porter	1
	Julia Ray	2
	Karen Ann Ford	48
	Karen Ford	1
	Lawrence Bruge	1
	Marquis Garnett	3
	Michelle Neumann	1
	Ron Harmon	1
	Shaun Paul	1
	William P Johns	1
	Not Assigned	0
Members of Local Board of Education Clementon School District	Total Write-In Votes :	95
	*Disqualified	58
	Bentley Walden	1
	Brett Robinson	1
	CJ Oeschle	1
	Christopher Taylor	2
	Christy Weaver	1
	Danielle Aubrey	1
	Douglas Mayes	1
	Erin Sullivan	1
	Francis Little	2
	George Boyle	2
	Gregory Fields	1
	Jason Gildersleeve	1
	Jeff Hartley	1
	Jennifer Matthews	2
	Jermaine English Jr	1
	John Stohl	1
	Juanita London	1
	Ken Gutowski	2
	Lynn Lufland	1

Write-in Names Report
2024 General Election
November 5, 2024

Camden County, New Jersey

Heading	Candidate Name	
	Nathaniel Price	1
	Reginald Gaffin	1
	Remy Haines	1
	Robert C Del Camp	1
	Robin Geary	1
	Scott Poulton Sr.	1
	Sean T. Conway	1
	Shakera Snyder	2
	Sullivan Canducci	1
	Tom Williams	1
	Wayne Lufland	1
	William Weyland	1
	Not Assigned	0
Members of Local Board of Education Collingswood School District	Total Write-In Votes :	97
	*Disqualified	40
	Adelaide Spear	1
	Alison Cislo	1
	Amy Welsh	1
	Anthony Kuszmaul	1
	Barbara Fielichowska	1
	Bill Johnson	1
	Bob Hastings	1
	Brandon Cohill	1
	Carl Bissinger	1
	Chuck Reynolds	1
	Danie Moss-Velasquez	1
	Daniel Averbach	1
	Daniel Fraley	1
	Daniel McShane	1
	David Bergstrahl	2
	Declan Hastings	1
	Felix Skublicki	1

Write-in Names Report
2024 General Election
November 5, 2024

Camden County, New Jersey

Heading	Candidate Name	
	Francis Matreale	1
	Frank Hagan	1
	Fred Shore	1
	George Plotts	1
	Heide Fraley	1
	Helena Golaszewka	1
	James Wootey	1
	Jason Stovot	1
	Jeanette Scanlon	1
	Jennifer Maienza	1
	Jeremy Hagan	1
	John Smith	1
	Justin McGinley	1
	Kate Delaney	1
	Kelly Zenfell	1
	Kennesa Manterlandis	1
	Lia Forman	1
	Lillie Cutugno	1
	Maggie Zmijewski	1
	Maureen Schell	1
	Meadow Richards	1
	Mike Muller	2
	Nicholas Zak	1
	Nopeof Ruse	1
	Nowon Abov	1
	Patricia Wulk	1
	Paul Angelucci	1
	Paul Ciervo	1
	Paul Groch	2
	Roberto Ciament	1
	Sarah Wolf	1

Write-in Names Report
2024 General Election
November 5, 2024

Camden County, New Jersey

Heading	Candidate Name	
	Seymour Butts	1
	Timothy J O'Neill	2
	Warren Choi	1
	William Lutz	1
	Zakiya Devine	1
	Not Assigned	0
Members of Local Board of Education Gibbsboro School District	Total Write-In Votes :	103
	*Disqualified	29
	A.J. Dubbeling	1
	Allen Lomboy	1
	Amy Archer	1
	Andrew Parsnitz	1
	Andy Black	1
	B. Evans	1
	Barbara Gerace	2
	Brandon Boots	1
	Brielle O'Donnell	1
	Christina McPeak	1
	Cindy Lee	1
	Demetrius Williams	1
	Dennis Delchert	1
	Dennis Delchut	1
	Dennis Flemming	20
	Eddie O'Donnell	1
	Erika Boots	1
	Evan Polin	1
	Hailey Collier	1
	Jack Juckett	1
	Jacob DeMarino	1
	James J. Colavita	1
	Jason Topping	1
	Jayne Dempsey	1

Write-in Names Report
2024 General Election
November 5, 2024

Camden County, New Jersey

Heading	Candidate Name	
	Jenna Martin	1
	Jeremy DeLaurentis	1
	Jimmy Carter	1
	John S. Favat	1
	Justin Smith	1
	Kimberly Carmen	1
	Kyle Kenny	1
	Lauren Palmer	1
	Lisa Bakanowsky	3
	Malcom Carroll	1
	Michael Ecker	1
	Michael Hauber	2
	Michael McCleaft	1
	Michael Radie	1
	Noah Hyson	1
	Paul Liekin	1
	Rachel James	2
	Rachel Keashen	1
	Rachel Koahsen	1
	Sean Keegan	1
	Thomas Weaver	1
	Trim Ballahea	1
	Trish McAleer	1
	Valeria Shalit	1
	W. Cantello	1
	Wilma Diettt	1
	Not Assigned	0
Members of Local Board of Education Gloucester City School District	Total Write-In Votes :	224
	*Disqualified	109
	Alesa Lacovara	1
	Alice Cooper	1
	Amber Banghman	1

Write-in Names Report
2024 General Election
November 5, 2024

Camden County, New Jersey

Heading	Candidate Name	
	Andrew Gillon	1
	Andrew Lamb	1
	Anthony Herbert	2
	Arman Contractor	1
	Belinda Schuler	1
	Bill Golazewski	1
	Byron Calley	1
	Carla Herbert	2
	Cecilia O'Conrer	1
	Charles Wigginton	1
	Christopher Lacroce	1
	Christopher Lamb	1
	Colleen Kain	1
	Dan Spencer	1
	Debbra Phillips	1
	Deborah Harris	1
	Derek M Watson	4
	Eddie Gonzalez	1
	Edward Malone	1
	Elena B	1
	Fr. Gaannon	1
	Fr. Klein	1
	Gerald Walker	11
	Greg Conklin	1
	Greg Coxo	1
	Henry Kain	1
	Irene Cruz	1
	James A Cam	1
	James Theckston	1
	Jason Chiudi	1
	Jason Willis	1

Write-in Names Report
2024 General Election
November 5, 2024

Camden County, New Jersey

Heading	Candidate Name	
	Jeff McCoog	1
	Jeffery Grant Jr	1
	Joan Mateo	1
	John Driscoll	1
	Joshua Phillips	1
	Joshua Twiford	1
	Joshua Twyford	1
	Kammalet Jeffrey	1
	Kevin Kain	2
	Korey Jeffries	1
	Lakeisha Fontanez	6
	Lisa McCarron	1
	Marci Hutchinson	2
	Mars Flynn Green	1
	MaryJane Flynn	1
	Michael Buehr	1
	Neil Doakley	1
	Nick Brandt	5
	Patrick Hagan	1
	Patrick Pittman	1
	Peter Herbert	2
	Rich Lipich	9
	Robert Jennings	1
	Robert Mass	1
	Sean Herbert	1
	Sean Unils	1
	Selina Coleman	1
	Shawn Sp	1
	Sherrri McCarron	1
	Sierra Stout	1
	Stephanie Wimer	1

Write-in Names Report
2024 General Election
November 5, 2024

Camden County, New Jersey

Heading	Candidate Name	
	Stephanie Winner	1
	Stephine Winner	1
	Steven Berer	1
	Theresa Herbert	1
	Theresa Kusmanick	1
	Tiana Reed	1
	Tim Simons	3
	Tinneesha Reed	1
	William Cleary	1
	William Gugel	1
	bob Sanders	1
	eddie Gonzelez	1
	kenneth Whitfield	1
	Not Assigned	0
Members of Regional Board of Education Black Horse Pike Regional School District - Gloucester Township School District	Total Write-In Votes :	583
	*Disqualified	316
	*Disqualified 1	5
	Alexandria Mangobolin	1
	Alyssa Lindell	1
	Amanda Ward	1
	Angel Helene	1
	Angela Andrews	1
	Angelo Destefano	2
	Anthony Caramie	1
	Anthony Scott	1
	Apollo Jensen	1
	Barry Fleck	1
	Barry Salvatoriello	1
	Blake Larsen Edmonds	1
	Blank	1
	Bob Smith	1

Write-in Names Report
2024 General Election
November 5, 2024

Camden County, New Jersey

Heading	Candidate Name	
	Brain Sullivan	1
	Brandon Bliss	1
	Brenda Lucas	1
	Brian Coyle	1
	Bryce Harper	1
	Brynn Johnson	1
	Charles Novelli III	1
	Chris Corsoe	1
	Cindy DeSantos	1
	Corey Reese	1
	Dana White	2
	Daniel Clanay	1
	Daniel Fitzsimmons	1
	Danielle Snyder	2
	Daryl Brag	1
	Davia Rever	1
	David Brown	5
	David Haag ESQ	1
	David Hana	1
	David Humphris	1
	David Richards	1
	David Ward	2
	Debbie DiGracobi	1
	Dena Hendry	6
	Denise Coyne	1
	Denise Shaw	2
	Disqualified	2
	Dolores Escowitz	1
	Dominick A. Desant Jr.	2
	Dominick Ferrara III	1
	Edward A. McGlenn	1

Write-in Names Report
2024 General Election
November 5, 2024

Camden County, New Jersey

Heading	Candidate Name	
	Edward Jumilweski	1
	Elaine Levins	2
	Evan Samalonis	1
	F. Patrick O'Donnell	1
	Frank Garriel	1
	George Hudson	3
	Gina Ortiz	1
	Gregory Fulton	1
	Hisham Habib	2
	Jack McGurk	1
	Jalen Hurts	1
	James Mickolus	1
	Jamison Fox	1
	Jara Manning	1
	Jared Stegman	1
	Jason Kelce	1
	Jeannine Corsi	1
	Jeffrey Johnson	1
	Jefrey Williams	1
	Jen Biden	1
	Jennifer Gargiulo	6
	Jennifer J Storer	2
	Jennifer Storei	1
	Jerry McMullin	4
	Jessica Pratt	1
	Jillan A. Jones	1
	Joe Allen	1
	Joe Biden	2
	Joe Curran	1
	Joe Kirk	1
	Joe Pillo	1

Write-in Names Report
2024 General Election
November 5, 2024

Camden County, New Jersey

Heading	Candidate Name	
	Joey Biden	1
	Joey Contino	1
	John Hendricks Jr.	1
	John Smith	1
	John Walker	1
	Joseph Malec	1
	Joseph Pine	1
	Joseph Snyder	2
	Joseph Tursi	2
	Joshua Pogozelski	1
	Joshua Ward	1
	Juan Arbelaez	1
	Judith Jones	1
	Jushn McManus	1
	Katherine Schuck	1
	Katie McLaughlin	1
	Kehinde A. Somoye	1
	Keith Gibbons	2
	Keith Nessola	1
	Keith Vaughn	1
	Kenry Duckworth	1
	Kevin Buccetoni	1
	Kia R Gore	1
	Kim Passarella	1
	Kimberly A. Desant	2
	Kirk Engle	1
	Lauren Carson	1
	Lauren Hennis	2
	Lauren Rosnowski	1
	Len Venturo	1
	Linda Gilch	5

Write-in Names Report
2024 General Election
November 5, 2024

Camden County, New Jersey

Heading	Candidate Name	
	Linda Ross	1
	Lisa Sullivan	1
	Lois Kruger	2
	Madison Coppolino	1
	Marc Torriero	3
	Marisol Rodriguez Mergenthal	1
	Mark Paul	1
	Mark Siler	1
	Marton Owens	1
	Matt Collaretti	1
	Matthew Vaanaman	1
	Matthew Woods	1
	Mcmullin	3
	Melissa Foster	1
	Mey Relko	1
	Michael Furullo	2
	Michael H Weaver	2
	Michael Haring	1
	Michael Moore	1
	Michael Parentin	1
	Michael Ritz	1
	Michael Ruff	2
	Michael Sandor	1
	Michael Simple	1
	Michelle A. Casey	1
	Michelle L. Cross	1
	Michelle Morley	1
	Mike Root	1
	Milo Wilson	1
	Mosley	1
	Nathan Thuber	1

Write-in Names Report
2024 General Election
November 5, 2024

Camden County, New Jersey

Heading	Candidate Name	
	Nicholas Hutchinson	1
	Noam Chemsky	1
	Nyaka Kimp	1
	Olivia Sommers	1
	Pamela Holman	1
	Patrick Murphy	1
	Pelly Lindberg	1
	Phillip Pratt	1
	Phyllis Camione	1
	Rachel Richards	1
	Renee Hahn	1
	Richard Bobbe	1
	Richard Bobbe III	1
	Richard Green	1
	Rita Mergenthal	1
	Rob Lindell	1
	Robert A. Anasbaster	1
	Rocky Jensen	1
	Roger Tindell	1
	Ronald Berdi	1
	Ryan Kerper	1
	Ryan Kosak	1
	Sam Sweet	3
	Samuel Savin	1
	Samuel Washington	1
	Saul Alinsky	1
	Scot Urquhart	1
	Scott Chinappi	2
	Sean Hangst	7
	Sean Hengst	1
	Sean Rodriguez	1

Write-in Names Report
2024 General Election
November 5, 2024

Camden County, New Jersey

Heading	Candidate Name	
	Shana Mosley	5
	Shane Famille	1
	Shane Hyndman	1
	Sharon Hahn	1
	Shealle Brown	4
	Stephen Keeler	1
	Stephen Nicholson	1
	Steven Patterson	1
	Teri Fretz	1
	Terri Fretz	1
	Terri Salamone	1
	Thomas Hahn	1
	Thomas Pickner	1
	Thomas Tony Kinneel	1
	Tim Ebling	1
	Toby Jensen	1
	Tony Jones	1
	Tracy Rogers	1
	Vince Ross	1
	Vincent Tarricare	1
	Wendi Shelton	1
	William Fry Jr	3
	William Levins	1
	Wojciechow	1
	Yvette Bullock-Ingram	2
	julin Griffin	1
	musley	1
	Not Assigned	0
Members of Local Board of Education Gloucester Township School District	Total Write-In Votes :	248
	Alyssa Angilleta	1
	Andrew Jensen	1

Write-in Names Report
2024 General Election
November 5, 2024

Camden County, New Jersey

Heading	Candidate Name	
	Anthony Scott	1
	Binnca Cowley	1
	Brett McCart	1
	Caitlin Catania	1
	Charles Novelli III	1
	Chelsea Ward	1
	Christopher Seneca	1
	Dan Uszaki	1
	Dena Hendry	1
	Disqualified	168
	Dominick A. DeSant Jr.	2
	Dylan Chinappi	1
	Edward Jawkowski	1
	Ellen Reese	2
	Erin Viscioscit	1
	Ferrick Ulf	1
	George Hudson	1
	Gidget Michiell	1
	Greg DeSanto	1
	Jason Colloten	1
	Jay McMullin	1
	Jennifer Gargiulo	2
	Jennifer J Storer	1
	Jenny Jay McMullin	1
	Jess Marchese	1
	Jessica Morris	1
	Joe Marchese	1
	Joe McGurk	1
	Joe Tabasco	1
	Joseph Tursi	1
	Joseph Tursi Jr.	1

Write-in Names Report
2024 General Election
November 5, 2024

Camden County, New Jersey

Heading	Candidate Name	
	Jospeh McGuck	1
	Juan Arbelaez	1
	Justin Avery	1
	Justin Camaione	1
	Kim Accaro	1
	Kimberly A. DeSant	2
	Kyra Kochmansky	1
	Lisa DelRocini	1
	Liz Cullen	1
	Lois Kruger	2
	Marc Tossiero	1
	Matthew P Wojcieo	1
	Matthew Vannaman	1
	Melissa Forster	1
	Michelle L. Cross	1
	Mike Rost	1
	Niar Gore	1
	Nicole Colloten	1
	Olive Tobasco	1
	Peter Friend	1
	Ralph E. Lugi	1
	Rich Bobbe	1
	Sam Sweet	2
	Scott Burke	1
	Sean Bryant	1
	Sean Hengst	2
	Shana Mosley	2
	Steve Weiman	1
	Susan Eaton	1
	Todd Lester	1
	Toni Smith	1

Write-in Names Report
2024 General Election
November 5, 2024

Camden County, New Jersey

Heading	Candidate Name	
	Tonya Harding	1
	Tracy Rogers	1
	Vernon Howery	1
	Vicky Jensen	1
	William Fay Jr.	1
	Zachary Ward	1
	dena Hendry	1
	matt Michiell	1
	Not Assigned	1
Members of Local Board of Education Haddon Township School District	Total Write-In Votes :	201
	*Disqualified	106
	AJ O'Malley	1
	Aaron C Stanelk	1
	Alex Jones	1
	Allison Rodman	1
	Bericio Peralta	1
	Blake Vermandel	1
	Bonnie Richards	9
	Catherine Carr	1
	Chris Linn	1
	Christopher Squazzi	1
	Christos	1
	David Ricci	2
	Doug Kelly	1
	Ed Bowe	2
	Eileen Anderson	1
	Elena Magusa	1
	Elena Ragusa	1
	Elijah Festinger	1
	Ellen Barton	3
	Fernando Venzuzula	1

Write-in Names Report
2024 General Election
November 5, 2024

Camden County, New Jersey

Heading	Candidate Name	
	Gary Charlesworth	1
	Gina Panchelli	1
	J. Kendall	1
	James Catbumine	1
	James Lex	1
	Jerry McCarthy	1
	Jim Bresch	1
	Jim Catrambone	1
	Joe DiPietropolo	1
	Joe Ranchut	1
	John Smith	1
	Josh Brown	1
	Josh Parvin	1
	Kate Burns	2
	Kenneth Hildbratt	1
	Kevin Sayles	1
	Kristopher Louderch	1
	Leo Agogino	1
	Lilian Skabla	1
	Luke Ogden	1
	Marie Prettyman	1
	Mark Cavallo	2
	Mark Zipkin	1
	Martin Walsh	1
	Mattha Kaliss	1
	Michael Imperate	1
	Michael McGovern	1
	Monty Don	1
	Natasha Pearson	1
	Nick J Fuentes	1
	Paige Mutz	1

Write-in Names Report
2024 General Election
November 5, 2024

Camden County, New Jersey

Heading	Candidate Name	
	Paige Wolff	1
	Paul Steltz	1
	Pedro Sanchez	6
	Regina Chew	2
	Renee Billingsley	2
	Ron Gaston	1
	Rosemaria Kalogerakis	1
	Sam Bhakta	1
	Samantha Johnson	1
	Scott Sykes	1
	Sean McGrath	1
	Seth Rich	1
	Steve England	1
	Steve Jennings	1
	Steve McMumms	1
	Sue Johnson	1
	Todd Mertz	1
	Vincent Gattinella	1
	Walt Eife	2
	William Hall	1
	William Hews	1
	William Mann	1
	Not Assigned	0
Members of Local Board of Education Haddonfield School District	Total Write-In Votes :	345
	*Disqualified	145
	Abigail Berman	1
	Aimee Rhea	2
	Alex Jones	1
	Alisa Schiffman	1
	Andrew Scannel	1
	Archer McKenn	1
	Ashley Zabel	1

Write-in Names Report
2024 General Election
November 5, 2024

Camden County, New Jersey

Heading	Candidate Name	
	Benecci	1
	Bill Fonshell	1
	Blaise J. Hendrix	1
	Bob Parsons	1
	Brett Moner	1
	Brian Corbett	2
	Brian Faulk	1
	Brian Geiger	1
	Brittany Price	1
	Bryan Cross	1
	Bryce Harper	1
	Carl Price Sr.	2
	Carol Stoner	9
	Caryl Wallace	1
	Casry R Langel	1
	Catherine Kelly	1
	Chris Maynes	7
	Chris Myarick	1
	Christopher Terry	1
	Chuck Klause	1
	Clement Pappas	1
	Cliff Kazmarek	2
	Cynthia Byers	1
	Dale Zander	1
	Dan Blanchard	1
	Dan Cho	1
	Dan Silvestri	1
	Daniel Brown	2
	Darren Pimedio	1
	Dave Scott	1
	David Laganella	1

Write-in Names Report
2024 General Election
November 5, 2024

Camden County, New Jersey

Heading	Candidate Name	
	David Lalkin	1
	David Lowther	1
	Eddie Bowe	2
	Edward Seibert	1
	Ellen Stone	1
	Emalyn Feitchans	1
	Emily Light	1
	Erica Leise	1
	Frank Nuttle	1
	Frank Talarico	2
	Frank Troy	2
	Graham Luther	1
	Greg Connelly	1
	Greg DeMichelle	1
	Greg Esendare	1
	Greg Tosci	1
	Gustavo Vasquez	2
	Heather Paoli	1
	Hogan Makely	1
	Hollingworth	1
	Holly Silvestri	1
	Howard Gillette	1
	J. T. Realmuto	1
	Jack Del Duca	1
	Jack O'Malley	1
	Jack Tarditi	1
	Jacob Robinson	1
	James Winton	1
	Jason Miller	1
	Jason Susko	1
	Jay Feltschans	1

Write-in Names Report
2024 General Election
November 5, 2024

Camden County, New Jersey

Heading	Candidate Name	
	Jeffrey Brownes	1
	Jennifer Leonard	2
	Jessica Borton	1
	Jessica Puff	1
	Jillian Lloyd	1
	Joe Maccarene	1
	Joe McElroy	1
	Joesph Bidone	1
	Jon Bijelow	1
	Jonathan Hitchner	1
	Joseph Murphy	1
	Joseph Rocco	2
	Karen Casale	1
	Kathy Tully	1
	Kelly Cross	1
	Ken Sirakider	1
	Kevin Malcarney	3
	Kim Chelotti	1
	Kyle Erdner	1
	Kyle Payne	1
	Lance E. Hendrix	1
	Lauren Bell	1
	Lauren Pappas	1
	Lee Albright	1
	Lisa Wilson	1
	Lynn Raus	1
	Margo Schevenko	1
	Mark Rusc	1
	Mark Yako	1
	Mary Burke	3
	Mathew Finnegan	1

Write-in Names Report
2024 General Election
November 5, 2024

Camden County, New Jersey

Heading	Candidate Name	
	Matt Ritter	2
	Maureen Michaels	1
	Max Kolo	1
	Megan Cutter	1
	Megan York Parker	2
	Michael Hutchinson	1
	Michael Landis	1
	Michael Neale	1
	Michelle Cassin	1
	Mick Enright	2
	Mike Gorman	3
	Mike Hutchinson	1
	Mike Kouser	3
	Nayha Dixit	1
	Naz Reid	1
	Nick Broden	1
	Pamela Bozarth	1
	Paul Foglia	1
	Peter Light	1
	Phil Smart	1
	Phillip Bhaya	1
	Reece Purnell	1
	Rich Hatch	1
	Rich Rosen	2
	Richard A Super	1
	Ritter	1
	Rob Naticchia	1
	Robert Keegan	1
	Robert Pendino	1
	Rodney Riso	1
	Ronnie Lyles	1

Write-in Names Report
2024 General Election
November 5, 2024

Camden County, New Jersey

Heading	Candidate Name	
	Ryan Turner	2
	Salvatore Siciliano	1
	Salwick Seshesai	1
	Sarah Bowe	3
	Sarah Tambussi	1
	Scott Dunzik	1
	Scott Fleming	3
	Scott Goldberg	1
	Scott Nelson	1
	Sean Brock	1
	Shanon Simkus	1
	Stephen Meilui	1
	Stephen Platt	1
	Steve Boc	3
	Steve Otto	1
	Stuart Harting	1
	Susan Baltore	1
	Terry Harris	2
	Tina Davita	2
	Trang Bonnette	1
	Trea Turner	1
	Ty Klaus	1
	Virginia Wagner	1
	Not Assigned	0
Members of Local Board of Education Haddon Heights School District		Total Write-In Votes : 148
	*Disqualified	56
	Alex Koehn	1
	Alison Abay	1
	Andrew Kluchnick	1
	Brian Durkin	1
	Bryan Schrock	1
	Bryce Reising	2

Write-in Names Report
2024 General Election
November 5, 2024

Camden County, New Jersey

Heading	Candidate Name	
	Buzzy Lammers	1
	Charles Sullivan	3
	Dan Severino	1
	Dan Vena	1
	David Ricci	1
	David Sulock	1
	Dennis Cinali	2
	Dennis Manning	2
	Diane Galeo	1
	Dillon Ebner	1
	Ed Moody	1
	Ellen Trombetta	6
	Eric Sucar	1
	Erika Fasonella	2
	Erin Doyce	1
	Ethan Long	1
	Harry Stormes	1
	Holly Russell	1
	Jack Campbell	1
	Jackie Vilvardi	1
	James Brown	1
	Jamie Alexander	1
	Jeff Jobs	1
	Jennifer Bailey	3
	Jeremy Abay	1
	Joe Fiato	1
	Joel Embiid	1
	John McBeath	3
	John Moen	1
	John Weyler Jr	1
	Joice Mueller	1

Write-in Names Report
2024 General Election
November 5, 2024

Camden County, New Jersey

Heading	Candidate Name	
	Jordan Strong	1
	Joseph Gentile	3
	Kathleen Sullivan	3
	Kevin Hackney	1
	Larry Krasner	1
	Larry Vorela	1
	Lauren Monschein	1
	Linda Gilch	1
	Mark McClerman II	1
	Matt O'Connor	1
	Matthew Reilly	1
	Megan Clapper	1
	Michael Cannon	1
	Mike Burns	1
	Mike Monschein	1
	Mike Vilvardi	1
	Nick Scardino	1
	Owen Genovesi	1
	Patrick McCloskey	1
	Philip Castellanos	1
	Ray Clarke	4
	Raymond Clack	1
	Regina Genovesi	1
	Robert Enders	1
	Robin Gotilla	1
	Robin Scardino	1
	Ronald F Abel	2
	Sam Tropio	1
	Sandra Ragonese	1
	Trish Shields	1
	Zachary Houck	1

Write-in Names Report
2024 General Election
November 5, 2024

Camden County, New Jersey

Heading	Candidate Name	
	daniel mazzucco	1
	Not Assigned	0
Members of Local Board of Education Laurel Springs School District		Total Write-In Votes : 67
	Anthony DiGerolamo	1
	Barry Carlson	1
	Brian Mai	2
	Courtney Gardiner	1
	Danielle Dickinson	1
	Deborah Dickinson	1
	Disqualified	17
	Elizabeth Cody	1
	Gavin Bristow	1
	Gayle Dold	1
	Ian Doherty	1
	Jacqueline Crawford	1
	Jan Kutyla	1
	Joanne M Palladino	1
	Joe Korn	2
	Kareem Serag	1
	Karen Kane	1
	Kellie Murray	1
	Kimberly Dryouge	1
	Lloyd Napier	1
	Maralyn Lupus	1
	Mariana Collins	1
	Megan Simon	2
	Michael Brown	1
	Michael Mercer	4
	Nancy Sachlebon	1
	Norma McCorvey	1
	Patricia Dohech	1
	Ronim NApier	1

Write-in Names Report
2024 General Election
November 5, 2024

Camden County, New Jersey

Heading	Candidate Name	
	Roy Kane	1
	Russell Murray	1
	Ruth MacQueen	1
	Terrence Adams	9
	Timothy Dimarco	1
	Timothy Mcdonald	2
	Tom McAlleri	1
	Not Assigned	0
Member of Local Board of Education - Unexpired Term Lawnside School District		Total Write-In Votes : 42
	Chauncey Miller	1
	Cheran Rollins	1
	Disqualified	1
	John Chemello	2
	Juanita Gibson	1
	Michael Harper	1
	Reginald Hammond	1
	Sabrina Forrest	34
	Not Assigned	0
Members of Local Board of Education Lawnside School District		Total Write-In Votes : 81
	Ashley Forrest	1
	Calvin Carthan	1
	Chauncey Miller	1
	Disqualified	15
	Fatimah Hayes-Baker	1
	John Chemello	2
	Juanita Gibson	4
	Ketchell Johnson	2
	Michael Harper Sr	1
	Nana Cauthrone	1
	Sabrina Armstrong	1
	Sabrina Forrest	49

Write-in Names Report
2024 General Election
November 5, 2024

Camden County, New Jersey

Heading	Candidate Name	
	mark Morales	2
	Not Assigned	0
Members of Local Board of Education Lindenwold School District		Total Write-In Votes : 165
	*Disqualified	112
	Aluse Moran	1
	Alethia Gibbs	2
	Allen Boniloa	1
	Andrew Buettiel	1
	Anthony Depdma	1
	Ashley Mac	1
	Austin Johnson	2
	Brian P. Geiger	1
	Bryan Wexler	1
	Carmen Ubarry	1
	Cassius morris	1
	Chuck Riley	1
	Corthney Richardson	1
	Dana Spivey	1
	Daniel Aune	1
	Daniel O'Royle	2
	Dr. Khorda	1
	Frank Cavallaro	1
	Hind Rajab	1
	Ian Mosley	1
	Jaime Wells	1
	Jashim Uddin	2
	Jo-Ann Engels	1
	Joe Roegaw	1
	John Lejune	1
	Kalona Robinson	1
	Ken Jones	1
	Kim Riley	1

Write-in Names Report
2024 General Election
November 5, 2024

Camden County, New Jersey

Heading	Candidate Name	
	Kyle McMahan	1
	Lester Engels	1
	Linda Miller	1
	Lonnie Williams	1
	Lonnie Williams III	1
	Makiah Williams	1
	Marissa Robinson	1
	Matthew Kalsoris	1
	Mike Schmit	1
	Nicole Stephens	1
	Pam Bragg	1
	Phillis Burlap	1
	Raymond Miller	1
	Richard Frankle	1
	Scott Flvir	1
	Sean Swain	1
	Smedly Butler	1
	Tasha Travis	1
	Victor Trocine IV	1
	Warren Wayward	1
	mike Scardina	1
	Not Assigned	0
Member of Regional Board of Education Sterling Regional School District - Magnolia School District		Total Write-In Votes : 12
	Dale Early	1
	Disqualified	7
	Kurtis Anderson	1
	Lance R. Evans	1
	Lang Stafferi	1
	Rebecca Long	1
	Not Assigned	0
Member of Local Board of Education - Unexpired Term Magnolia School District		Total Write-In Votes : 12

Write-in Names Report
2024 General Election
November 5, 2024

Camden County, New Jersey

Heading	Candidate Name	
	Charles Fogarthy	0
	Dale Early	1
	Disqualified	8
	Joseph Davis	1
	Lance R. Evans	1
	William Anderson	1
	Not Assigned	0
Members of Local Board of Education Magnolia School District		Total Write-In Votes : 22
	Chris Catania	1
	DOn Carryon	1
	Disqualified	13
	George Harrum	2
	Lance R. Evans	2
	Levis levice	1
	Matthew Anderson	1
	Victor Cruz	1
	Not Assigned	0
Members of Local Board of Education Merchantville School District		Total Write-In Votes : 295
	*Disqualified	100
	Adam Wallace	1
	Alfonso Nicholas	1
	Alyssa Meany	1
	Ami Meachum	3
	Angela Waldron	1
	Bill Walker	1
	Brigit Austin	3
	Brigit Murray	1
	Catherine Hawn	1
	Catherine Johanna Fyock	1
	Christina Kelly	1
	Daniel Licata	0
	Daniel Locata	3

Write-in Names Report
2024 General Election
November 5, 2024

Camden County, New Jersey

Heading	Candidate Name	
	Danielle Rooney	1
	Daulton Gregory	1
	Denise Wakes	1
	Diane Johnson	1
	Dina Turan	3
	Drew P Balczak	1
	Erin Slattery	50
	Eugene Fitzgerald	1
	Eve Decker	1
	Gabrielle Cataldi	1
	Gloria Campos	1
	James Tierney	1
	Janice Engelke	1
	January Wuerth	1
	Jason Haynes	3
	Jennifer Perno	1
	Jesse Cuzzupe	1
	Jessica McIlhenny	1
	John Marelte	1
	John Smith	1
	Joseph R Williams	1
	Kenneth Wallace	1
	Kevin Impellizei	2
	Lucien Osborn	1
	Marc Carcague	1
	Marie Hanna	1
	Mark Anderson	1
	Mark Lamboy	2
	Mary Woods	1
	Matt Larnanoge	1
	Matt Mulhern	1

Write-in Names Report
2024 General Election
November 5, 2024

Camden County, New Jersey

Heading	Candidate Name	
	Matt Pettigrew	1
	Matt Pettigrew	1
	Matthew Gaskill	1
	Matthew Pettigrew	2
	Megan Grace	1
	Megan Mignano	1
	Michael Callahan	1
	Michael D'Agostino	2
	Mitch Larson	2
	Monica Rulova	1
	Noah Tennant	1
	Patricia Fields	1
	Raymond Woods III	1
	Rhonda Holland	2
	Rob Repici	2
	Robert Carey	1
	Robert Repici	2
	Ron Paul	1
	Ryan Plotcher	7
	Sean McMonagle	2
	Sean Waldrin	1
	Sequoia Matthews	1
	Shanna Dunn	1
	Stephanie James	1
	Stephanie James Wilson	1
	Stephanie Middleton	1
	Stephanie Wilson	1
	Stephen C Sikes	1
	Stephen Csikos	1
	Steve Decker	17
	Steve Tucker	2

Write-in Names Report
2024 General Election
November 5, 2024

Camden County, New Jersey

Heading	Candidate Name	
	Terika Andre	1
	Terika Floyd	23
	Thomas Esemplare	1
	Tracey Smith	1
	Waldron	1
	Wallace Hussong	1
	William Brown	1
	Not Assigned	1
Members of Local Board of Education Mt. Ephraim School District	Total Write-In Votes :	94
	Amanda Casey	1
	Andrew Noe	1
	Carrie Aquilino	1
	Christopher Meccariello	1
	DJ Vespe	1
	David J Bailey	1
	Disqualified	7
	Disqualified 1	28
	Disqualified 2	2
	Dominic F. Liko	1
	Gina Frankowski	1
	Glen McManus Jr	1
	Greg Aquilino	1
	Heather Garwin	1
	Heather Greenwood	1
	Jackson Price	2
	Jamyess Laurito	1
	Joan Greenwood	1
	Joe Duyak	1
	John Griscom	2
	John R Lang	1
	John Saber	1
	June Griscom	2

Write-in Names Report
2024 General Election
November 5, 2024

Camden County, New Jersey

Heading	Candidate Name	
	Kathleen C Hoser	1
	Kristin Little	1
	Lillianne Eggers	1
	Lisa McClain	1
	Lisa Nini	1
	Lucas Greenwood	2
	Mary Farina Wood	1
	Matt Aquilino	1
	Matthew Frankaski	1
	Michael Casey	2
	Michael Cianchetti	2
	Michael Lawrence Doyle	1
	Michelle Kerper	1
	Mike Rossano	4
	Nicholas A. D	1
	Nick Lamonka	1
	Nick Salamone	2
	Owen Strong	1
	Pete Arangia	1
	Robert Hannon	1
	Robert Wells	1
	Ryan Ferchen	1
	Shawn Zingaro	1
	TJ Ward	1
	Tara Eggers Noe	1
	Walter E Deraselle	1
	christopher Viscus	1
	Not Assigned	0
Members of Local Board of Education Oaklyn School District	Total Write-In Votes :	78
	*Disqualify	31
	Adam Sherr	2
	Amy Ezekiel	4

Write-in Names Report
2024 General Election
November 5, 2024

Camden County, New Jersey

Heading	Candidate Name	
	Bethany Moore	1
	Brook Derye	2
	Chris Bennely	1
	Christian DeRue	1
	Claire Beckette	1
	Claire Gustafson	1
	Dale Springer	1
	Damon M. Galdo	1
	David Hasner	1
	David T. Wright	1
	Dru Genther	2
	Dylan DeRue	1
	Emily Mohr	1
	Erin O'Brian	1
	Fred Mcmon	1
	Gerald Martin	1
	Heather Morris	1
	Hunter Volosin	2
	Jason Volosin	1
	Jenna Volosin	1
	Jill Collins	1
	John Steiger	1
	Jose Soto	1
	Lido Ginvacrmimi	1
	Mario Pavoni	1
	Maud T.Cat	1
	Michael Enos	1
	Paul Samuels	1
	Peter Mohan	1
	Robert Fink	2
	Robert Pink	0

Write-in Names Report
2024 General Election
November 5, 2024

Camden County, New Jersey

Heading	Candidate Name	
	Ryan Deasy	1
	Sally Cruz	1
	Scott McInt	1
	Tim Sagces	1
	Timothy O'Donnell	1
	jason Volosin	1
	steven Cellini	1
	Not Assigned	0
Member of Local Board of Education - Unexpired Term Pennsauken School District	Total Write-In Votes :	58
	Annette M Freeman	1
	Brain Lawrence	1
	Bruce R. Akins Sr.	1
	Carey	2
	Cralos Santiago	1
	Daniel Munoz	1
	Disqualify	37
	Frank Flix	1
	G Patien	1
	Hava Lari	1
	Jeffrey C. Cory	1
	Jeffrey Lcarey	3
	Jenice! DeJesus	1
	Joe Giannone	1
	Jonathan Hutton	1
	Karen J Andrade	1
	Michelle E. Bello	1
	Rosalyn Lawrence	1
	Sean Sartor	1
	Not Assigned	0
Members of Local Board of Education Pennsauken School District	Total Write-In Votes :	94
	*Disqualify	54

Write-in Names Report
2024 General Election
November 5, 2024

Camden County, New Jersey

Heading	Candidate Name	
	Annelle M Freeman	1
	Bennett	2
	Brian Lawrence	1
	Carlo Santiago	1
	Charles Vazquez	1
	Dana Swagner	2
	Dennis Sullivan	1
	Diana E. Johnson	5
	Diane Joyce	1
	Dominique Satterfield-Brown	1
	Eckel	1
	Elych Mack	1
	Franklyn D Peralta	1
	G Patten	1
	Jason Manley	1
	Joe Giannone	1
	Jose Bracero	1
	Karen J Andrade	1
	Michael Porch	4
	Pooh Bear Grande	1
	Rea Ashworth	1
	Robert DiGiacco	1
	Sadie Grande	1
	Slater Mark	1
	Surgner	1
	Tiggy Grande	1
	Tyrone E Polk	1
	Yudelka Morillo Sandoval	4
	Not Assigned	0
Members of Local Board of Education Pine Hill School District	Total Write-In Votes :	97
	*Disqualified	43
	Alex Pauldo	3

Write-in Names Report
2024 General Election
November 5, 2024

Camden County, New Jersey

Heading	Candidate Name	
	Alexander Parisi	1
	Allen Muff	1
	Andrew Miller	1
	Angela Cooper	2
	Angele Cooper	3
	Ava Rhem	1
	Brian Murphy Jr.	1
	Constance Torres	1
	Damilola Libowu	1
	Denise Geer	1
	Frank Wilcynski	1
	Gio Serje	1
	Heather Puglia	6
	Joaquin Sandoval	2
	Karim Fisher	1
	Kosor	1
	Lamar Jackson	1
	Lance Morris	1
	Lane Morris	1
	Lauren Mltryk	1
	Logan Murphy	1
	Maria Vellucci	1
	Matt McCloskey	1
	Michael Speirs	1
	Mini Thomas	1
	Nicole Kerber	1
	Nolan Lafontain	1
	Pat Thompson	1
	Patricia Corry-Gaft	1
	Paul Geer	1
	Rachael Jacques	1

Write-in Names Report
2024 General Election
November 5, 2024

Camden County, New Jersey

Heading	Candidate Name	
	Ruby Gamer	1
	Sharon Nadelbach	1
	Shaun McDermott	1
	Shirley DiMcnoir	1
	Stacy Murphy	1
	Susan Carpenter	1
	Tara Morris	2
	William Ayres	1
	Yahusha Hamashiach	1
	Not Assigned	1
Members of Local Board of Education Runnemede School District	Total Write-In Votes :	111
	*Disqualify	68
	Amy Farry	1
	Ashley Graham	1
	Candace Tabako	1
	Caroline Kelly	1
	Charles Gaushian	1
	Chris Redfield	1
	Chris Tabako	1
	Christina Ayusa	1
	Colleen Kurth	1
	Deena Hirshman	1
	Dom Francolino	1
	Dorothy Mccauley	1
	Jack A Shaw	2
	James Sharp	1
	Jason Gosewich	1
	Jeffrey Gifford	2
	Jill Valentine	1
	Joe Francolino	1
	John Dramesi	1
	John Harvey	1

Write-in Names Report
2024 General Election
November 5, 2024

Camden County, New Jersey

Heading	Candidate Name	
	John Pistilli	1
	Joseph Kapian	1
	Mary Sharp	1
	Mary Shelle	1
	Melonie A Shaw	2
	Michael Root	1
	Michael S Dinardo	1
	Patricia Adair	1
	Phillip Little	1
	Raymond Catando	1
	Rebecca Naphys	1
	Samantha Spaulding	1
	Sandi Hill	1
	Sarah Dean	5
	Steve Francolino	1
	William Sharp	1
	Not Assigned	0
Member of Regional Board of Education Sterling Regional School District - Somerdale School District	Total Write-In Votes :	28
	Charlene	1
	David Giffin	1
	Disqualified	10
	Donald J Trump	2
	Emily J. Reich	1
	Jeff Worden	1
	John Lang	1
	Joseph Santone	1
	Kayla Hiller	2
	Kevin Zarzyrki	1
	Marc Ritz	4
	Steve Siers	1
	Steven Magouirk	1

Write-in Names Report
2024 General Election
November 5, 2024

Camden County, New Jersey

Heading	Candidate Name	
	Summer Allen	1
	Not Assigned	0
Members of Local Board of Education Somerdale School District	Total Write-In Votes :	86
	*Disqualified	41
	Andrea Stubbs	1
	Aprell Cooper	2
	Barbara Boyle	1
	Bill Klauder	1
	Brittany D'Errico	1
	Cathy Farmer	1
	Christine Klenk	1
	Courtney Simmons	1
	Daniela Cucunato	1
	Dave Giffin	2
	Dot Riley	1
	Dylan Mack	1
	Eric Tech	1
	Iris Matthews 2nd	5
	James R Mohan	1
	Jeff Warden	1
	John Lang	2
	Jonathan Weiberg	1
	Kathleen Pollock	1
	Kayla Hiller	1
	Keith Allen	2
	Kelly Green	1
	Kevin Smith	1
	Lisa Sayles	1
	Mary Jo Schoettle	1
	Matthew Eagan	1
	Maxwell Klenk	3
	Richard Mori	1

Write-in Names Report
2024 General Election
November 5, 2024

Camden County, New Jersey

Heading	Candidate Name	
	Rona Johnson	1
	Sam Hagg	1
	Shawn Klenk	1
	Steven Magorik	1
	Summer Allen	2
	Thomas Levino	1
	Not Assigned	0
Members of Regional Board of Education - Unexpired Term Sterling Regional School District - Stratford School District	Total Write-In Votes :	91
	*Disqualified	42
	Anthony Mudrey	1
	Alexandra Cooke	2
	Anais Gonzales	1
	Anita Schwartz	2
	Anthony Mudrey	1
	Barbara Talucci	1
	Brain Healey	1
	Brian Healey	1
	Brian Sutor	1
	Cathy Gibson	1
	Corynoi Mcfadden	1
	Dana Ralston	1
	Donald Whitman	1
	Dr. Anesia Elsea	1
	Edward Meeiner	1
	Edward Trautz	1
	Evan Brown	1
	James Henry	1
	Jay West	1
	Jeffrey R. Abbott	1
	Jen Tully	1
	Jennifer Kilpatrick	1

Write-in Names Report
2024 General Election
November 5, 2024

Camden County, New Jersey

Heading	Candidate Name	
	Jim Dromgoole	1
	Joan Zingaro	1
	Joe Tally	1
	Julie Daniels	1
	Kasey Billingsley	1
	Kenneth Carman	1
	Lauren Laino	1
	Marcia Lavigne	4
	Marcia Simmons	1
	Matt Sheehan	1
	Matthew Bancroft	1
	Michael Barikian	2
	Michael R. Lewitt	1
	Michale Barikian	2
	Patrick A. Lord	1
	Rachel Hample	1
	Rebecca Forcellini	1
	Roberta C. Cory	1
	Roger Cutitta	1
	Terri Butrymowicz	1
	terri Butrymowicz	0
	Not Assigned	0
Member of Regional Board of Education - Sterling Regional School District - Stratford School District	Total Write-In Votes :	28
	Alexander Drake	1
	Anais Gonzales	1
	Brian Suter	1
	Disqualified	15
	Donald Whitman	1
	Edward Manner	2
	Eugene Donato	1
	Jeffrey R Abbott	1

Write-in Names Report
2024 General Election
November 5, 2024

Camden County, New Jersey

Heading	Candidate Name	
	Jennifer Kilpatrick	1
	Michael Barikian	2
	Patrick Lord	1
	Rachel Hample	1
	Not Assigned	0
Member of Local Board of Education - Unexpired Term Stratford School District	Total Write-In Votes :	97
	Alex Chasty	1
	Alexander Cooke	1
	Anais Gonzales	1
	Anthony Robert Mudrey	16
	Barbara Talucci	1
	Brian Healey	2
	Brian Healy	1
	Catherine Fredericks	1
	Cheyne Jess	1
	Disqualified	23
	Donald Whitman	1
	Donnie Willis	1
	Dr. Anesia Elsea	1
	Edward Maener	4
	Edward Trautz	1
	Jennifer Kilpatrick	1
	Kenneth Carman	1
	Kristen Romano	1
	Marcia Lavigne	1
	Mark Stratton	1
	Matthew A. Rebecca	2
	Matthew Bancroft	1
	Max Uhlenhof	1
	Michael Barikian	22
	Michael L. Sanatore	1

Write-in Names Report
2024 General Election
November 5, 2024

Camden County, New Jersey

Heading	Candidate Name	
	Patrick L Johnson	1
	Philip J. Shafer	2
	Quianna Keenan	1
	Rachel Hample	1
	Robert Wynne	1
	Roberta C. Corry	1
	Roger Cutitta	2
	Not Assigned	0
Members of Local Board of Education Stratford School District	Total Write-In Votes :	64
	*Disqualified	24
	Adam Tarcelli	1
	Alexander Cook	1
	Anthony Robert Mudrey	4
	Catherine Fredericks	1
	Craig Ulshafer	1
	Dan Pittman	1
	Donald Whitman	1
	Eleanor Baleny	1
	Gene Danato	2
	James Kay	2
	Jim Kay	1
	Marcia Lavigne	1
	Matthew A Rebecca	1
	Matthew Rebecca	1
	Michael Barikian	13
	Michael Hagan	1
	Mike Chandler	1
	Mike Mc bride	1
	Patrick I Johnson	1
	Philip Shafer	1
	Rachael hample	1
	Roger Cutitta	1

Write-in Names Report
2024 General Election
November 5, 2024

Camden County, New Jersey

Heading	Candidate Name	
	Sean McGahey	1
	Not Assigned	0
Members of Regional Board of Education Eastern Camden County Regional School District - Voorhees School District	Total Write-In Votes :	162
	*Disqualify	80
	Aaron Arnstein	1
	Adam Zebryk	1
	Alec Funari	1
	Alex Markle	1
	Amy Munro	1
	Andi Ayes	1
	Andrew Karesh	1
	Ashron Pohlig	2
	Benjamin Noteyle	1
	Bryce Harper	1
	D'John Quay	1
	Dave Minerva	1
	Debra Wellings	3
	Doug French	1
	Helen Noya	1
	Henry Doner	1
	Hilary Garr	1
	Infarn Pang	1
	J Mackle	1
	Jared Elster	1
	Jayesh Khatiwala	1
	Jeffrey Fleming	1
	Joan Austin	2
	John Cowan	1
	John Parker	1
	John Rothman	4
	Jordan Berg	1

Write-in Names Report
2024 General Election
November 5, 2024

Camden County, New Jersey

Heading	Candidate Name	
	Julia Rothman	1
	Juliana Martinez	1
	Karen Minerva	1
	Katherine Heaney	1
	Kyle Eisenberg	1
	Larisa Tenberg	2
	Lenny Bruce	1
	Lewis Horwitz	2
	Lou Carrol	1
	Mara Rosenthal	1
	Maria Cowan	1
	Maria Gomes	1
	Matt Waters	1
	Matthew Abad	1
	Meiji Chen	1
	Melinda Conti	1
	Michael Katz	1
	Mike Donnelly	1
	Nafisa Ahmed	1
	Patrick Reilly	1
	Pavel Tenberg	1
	Quadsia Niaz	1
	Ricahard Colton	1
	Rick Mitchell	1
	Robert Armariti	1
	Robert Campbell	1
	Robert Nitzky	1
	Ron Paul	2
	Samia Mian	1
	Sandra Stovoaia	1
	Steve F. Levin	1

Write-in Names Report
2024 General Election
November 5, 2024

Camden County, New Jersey

Heading	Candidate Name	
	Steven Kosyla	2
	Steven Lee	1
	Subrata Pal	1
	Tara Edel	3
	Thomas K. Jones	1
	Timothy Koonts	1
	Wendy Rodriguez	1
	William Cowan	2
	Y. Jae Kim	1
	Zac Gallen	1
	Not Assigned	0
Member of Local Board of Education - Unexpired Term Voorhees School District	Total Write-In Votes :	93
	*Disqualify	45
	Alex Mickle	1
	Ashton Pihlig	1
	Aughtney Khan	1
	Benjamin Netuyal	1
	Bryce Harper	1
	Charlotte Tenoro- Reilly	1
	Colin Prendergast	1
	Craig Bello	1
	David Gentile	1
	Deb Cimini	1
	Erika Strube	1
	James Mackle	2
	Jason A. Brice Sr.	2
	Jason Brice	1
	Jeffrey Wrona	1
	Julia Payton	1
	Juliani Meffei	1
	Kate Boufidis	1

Write-in Names Report
2024 General Election
November 5, 2024

Camden County, New Jersey

Heading	Candidate Name	
	Katherine Heaney	1
	Kathleen Janatoni	1
	Kathy Schunerr	2
	Kelli Barsony	2
	Layla Dutton	1
	Lori Kosyl	1
	Lou Carrol	1
	Maria Couaw	0
	Maria Cowan	1
	Mark Formosa	1
	May Taylor	2
	Melanie Kuzinski	1
	Michael R. Dunn	1
	Pamela Loftus	1
	Quadsia Niaz	1
	Rachel Tavani	1
	Randi Stoopler	3
	Robert Amariti	1
	Robert Craumer	2
	Sobrata Pal	1
	Tara Edel	2
	Wendy Rodriguez	1
	Not Assigned	0
Members of Local Board of Education Voorhees School District	Total Write-In Votes :	267
	*Disqualify	148
	Aaron Cimidi	1
	Alex Mackle	1
	Alexis Scher	1
	Andrew Patrizzi	1
	Anthony Catrera	1
	Arupa Barua	1
	Ashton Pohig	3

Write-in Names Report
2024 General Election
November 5, 2024

Camden County, New Jersey

Heading	Candidate Name	
	Bill Fromriz	1
	Bill Schmurr	2
	Bruce Karph	1
	Charlotte Tenoro-Reilly	1
	Chloe Payton	1
	Dana Shapiro	1
	Dave Lamanawitz	1
	David Gentile	1
	Deborah Wellings	6
	Donald J Trump	1
	Dylan Stezzi	1
	Eric Simkin	4
	Fred Cranes	1
	Garima Tharper	2
	George Read	1
	Gorina Thaper	1
	Greg Cimini	1
	Haleigh Atchison	1
	Harold G. Ghen	1
	Ian Smith	1
	J. D. Vance	1
	Jaclyn P. Esadore	1
	Jeff Sanders	1
	Jeffrey Wrona	2
	Jillian Mitzel	1
	Joe Canselo	1
	John Cowan	1
	Jon Fredericks	1
	Judi Mitchell	1
	Judy Marchu	1
	Juliana Martinez	1

Write-in Names Report
2024 General Election
November 5, 2024

Camden County, New Jersey

Heading	Candidate Name	
	Kate Boucidis	1
	Katherine Heaney	1
	Kathy Schmurr	2
	Kelly Barbony	1
	Kelly Pfahlert	1
	Kevin Castro	1
	Kira Atchison	1
	Klare Traino	1
	Kyle J Keller	1
	Lewis Horvitz	2
	Lorraine Mitzel	1
	Lorraine Singh	1
	Lou Carrol	1
	Lou D'Angelo	1
	Lyle Waggoner	1
	Maria Cowan	1
	Maria Gomes	1
	Martin Sinclair	1
	Mary Mcbee	1
	Maryann Natarolla	1
	Matthew Traino	1
	Melinda Carroll	1
	Michael Katz	1
	Mike Schmurr	2
	Mimi Payton	1
	Monica Watson	2
	Naveen Khan	1
	Naveen Nhan	1
	Nicole Maldonado	1
	Olivia Mitchell	1
	Omar Alkahily	1

Write-in Names Report
2024 General Election
November 5, 2024

Camden County, New Jersey

Heading	Candidate Name	
	Pamela Loftus	1
	Penny Williams	1
	Peter Abusi	1
	Quadsia Niaz	1
	Rajan Vasisht	1
	Randi Kessler	1
	Randi Stoopler	1
	Richard Vanbilby	1
	Rick Horrer	1
	Robert Nitzky	1
	Robert S. Yasenka	1
	Sally Mosh	1
	Samia Man	1
	Shari Young	1
	Sobrata Pal	1
	Steve F. Levin	1
	Steven Kosyla	1
	Sven Hablert	0
	Sven Pfahlert	1
	T. Carlson	0
	Tammy Atchison	1
	Taquito Payton	1
	Tara Edel	6
	Timothy Koonts	1
	Toni Kalostion	1
	Wanda Celgin	1
	Wendy Rodriguez	1
	Will Weaton	1
	William Cowan	1
	Not Assigned	1
Members of Local Board of Education Waterford School District		Total Write-In Votes : 134
	Alfred Oriente	1

Write-in Names Report
2024 General Election
November 5, 2024

Camden County, New Jersey

Heading	Candidate Name	
	April Hale	1
	Blank	6
	Bob Butrynowicz	1
	Brian Weigant	1
	Charles Pecock	3
	Deborah Matchet	1
	Denyse Ellington	1
	Disqualified	73
	Dorene West	1
	Farris Ellinger	1
	Francine Grubb	2
	George West	1
	Harvis D. Morine	1
	Hung Chou	1
	Jake Ellington	1
	James Ieraci	1
	Jason Galante	1
	Jay Ewan	1
	Jeff Oriente	1
	Jenna Taylor	2
	John Wheelodon	1
	Jones Alesa	1
	Joseph Dougherty	2
	Justin Eckert	2
	Kelly Newman	1
	Kyle Oriente	1
	Linda Delong	2
	Martin Bendorf	1
	Pearel Boltos	1
	Rebecca Davis	1
	Richard Kessler	1

Write-in Names Report
2024 General Election
November 5, 2024

Camden County, New Jersey

Heading	Candidate Name	
	Sean Brennan	1
	Shern Kier	1
	Susan Reidenvack	1
	Thomas Moag	1
	Tom Taylor	1
	disqualified	12
	Not Assigned	1
Member of Local Board of Education - Unexpired Term Winslow School District		Total Write-In Votes : 157
	*Disqualify	67
	Adam Freas	1
	Albert W. Bazzel	1
	Angelica Miller	1
	Anthony Askew	2
	April Payne	1
	Ayana Richardson	1
	Barbara Hess	1
	Benjamin M Mccrae	1
	Brandon Ryell Ortiz	1
	Brandon Smith	2
	Brian Mceran	1
	Brian Sacco	1
	Britney Kiehne	1
	Chanell Burton	1
	Charlene Morris-Taylor	1
	Charles Sweeney	1
	Cheryl Pitts	1
	Christy Renzulli	2
	Chris Stears	1
	Christina Renullzi	1
	Colleen Chatman	1
	Coraline Power	1

Write-in Names Report
2024 General Election
November 5, 2024

Camden County, New Jersey

Heading	Candidate Name	
	Darren Moore	1
	Dave Williams	1
	Dick Clark	1
	Ed Parker	1
	Ernesto Sweeney	1
	Eugene Embert	1
	Eva Black	1
	Eva Fritsche	1
	Frank Ralston	1
	Gerald McManus	1
	Gerard McManus	1
	Gino Esposito	1
	Greg Samoyan	1
	Gulab Gidwani	1
	Harold Hill	1
	Imani Williams	1
	Janice Sweeney	1
	Jasmine Pearson	1
	Jennifer Hand	1
	Jim Blackmore	1
	Joan Page	1
	John D. Roberts	1
	John Devine	1
	John Shaw	1
	John Smith	1
	Julie Peterson	1
	Katheryn Schmidt	1
	Kenneth Gates	1
	Lawrence J. Luongo	2
	Leo J. Bellamy	1
	Margaret Hogan	1

Write-in Names Report
2024 General Election
November 5, 2024

Camden County, New Jersey

Heading	Candidate Name	
	Mark Simpson	1
	Matt Brodsky	2
	Michael Beard	1
	Michael Griggel	1
	Michael Keller	1
	Michelle Perri	1
	Nathaniel Smith	1
	Peter Vizzi	1
	Randy Lahey	1
	Rebecca Nieves	4
	Richard D. Lange	1
	Richard Thorne	1
	Robert Acquaviva	1
	Robert Shawn	1
	Ronald Jackson Jr.	1
	Sean P. Wingar	1
	Steve Pfirman	1
	Steven Longwith	1
	Tahir Smith	1
	Tamara Keith	1
	Tom Ricevuto	1
	Touri Pewn	1
	Vincent Rice	1
	Virgil Carman Jr.	3
	Wayne Comer	1
	William LeRoy	1
	William Pogue	1
	Not Assigned	0
Members of Local Board of Education Winslow School District	Total Write-In Votes :	160
	*Disqualify	85
	Abena McClendon	1
	Allison M. Roberts	1

Write-in Names Report
2024 General Election
November 5, 2024

Camden County, New Jersey

Heading	Candidate Name	
	Alpha Patterson	1
	Alyssa Granato	1
	Andrew Xie	1
	Angelica Miller	1
	Anthony Askew	1
	Anthony Li	1
	Barbara Hess	1
	Bria Alphonso	1
	Brian McCleanan	3
	Cathy Lourdes	1
	Charles Young	1
	Cheryl Pitts	2
	Christy Phillips Renzelli	2
	Crystal Niblack	1
	Edwin Martinez	1
	Eva Young	1
	Faye Freas	1
	Frank Ralston	3
	George Farmer	1
	Jacob Fritsche	1
	Janice Sweeney	2
	Jhoneydy Javier	1
	JoClobe Ackerman	1
	Jose Zarazua	1
	Kandissa Fain	1
	Karin L. Roberts	1
	Kevin R. Maffei	1
	Logan Wilbur	1
	Margurite Tomasello	1
	Mary Minar	1
	Michael Clark	2

Write-in Names Report
2024 General Election
November 5, 2024

Camden County, New Jersey

Heading	Candidate Name	
	Michael Cunco	1
	Michael Killer	1
	Michelle Perri	1
	Monica Cunes	1
	Piotr Luhaszch	1
	Rachel Gosselin	1
	Ray Mitchell	1
	Ray Watkins	1
	Rebecca Niel	0
	Rebecca Nieves	2
	Richard D. Lange	13
	Ronald Jackson Jr.	3
	Ronald Mcdowel	1
	Ryan J. Roberts	1
	Tahir Smith	1
	Tracy Butler	1
	V. Parrilla	1
	Wanda Glaud	2
	William Edmonds	1
	Not Assigned	0
Members of Local Board of Education Woodlynne School District	Total Write-In Votes :	30
	Brian Euering	1
	Caferino Fuentes	1
	Disqualified	17
	Edgar Feliciano	1
	Joann Daniels	2
	Lindsay Awev	1
	Natalie Evans	1
	Quinton Still	1
	Samatha Kirby	1
	Tom Crowley	3
	Wilfredo Rodriguez Jr.	1

Write-in Names Report
2024 General Election
November 5, 2024

Camden County, New Jersey

Heading	Candidate Name	
	Not Assigned	0
Members of Board of Fire Commissioner	Berlin Township Fire District No. 1	Total Write-In Votes : 36
	Carl Luzi	1
	Christian Dungan	1
	Diane Luzi	1
	Disqualify	3
	John R. Jacob Sr.	1
	Kevin Johnson	1
	Mark Mondile	1
	Scott Monley	1
	Zachary R. Megala	1
	disqualified	25
	Not Assigned	0
Member of Board of Fire Commissioner	Cherry Hill Fire District No. 13	Total Write-In Votes : 335
	*Disqualify	136
	Adam Shulman	1
	Alan Ethenson	1
	Alex Esposito	2
	Alexander Kmiako	1
	Andre Pacheco	1
	Andrew Simonseki	1
	Anne McMonagle	3
	Anthony Lam	1
	Art West	1
	Bill Arcari	2
	Bob Henry	2
	Bob Milwaukee	1
	Brad Beaty	1
	Brent Hammond	1
	Brett Rosen	4
	Brian Liachowitz	1

Write-in Names Report
2024 General Election
November 5, 2024

Camden County, New Jersey

Heading	Candidate Name	
	Brooke Godorov	2
	Bruce Tanner	1
	CHris Dollarton	1
	Carl Bradley Bostelman	1
	Cecil Collins	1
	Cholas J. Gaudio Jr	1
	Colin Flatley	1
	Cordeso Jamerso	1
	Dan Broft	2
	Daniel Kelly	1
	Dave Gorenberg	3
	Dave Ragonese	1
	David Docherty	1
	David Hughes	1
	David Rodier	1
	David Stahl	3
	Denise Donahue	5
	Dillion DeGraco	1
	Dillon Miller	1
	Donna Convey	1
	Edward Ballish	1
	Edward Blanchard	1
	Egal Levy	1
	Eliza Babcock	1
	Emma Guggenhesm	1
	Eric Asonlon	1
	Evan Rentezelas	1
	Finley Sullivan	1
	Finley Sullivan	1
	Francis Manning	1
	Garrick Heidi	1

Write-in Names Report
2024 General Election
November 5, 2024

Camden County, New Jersey

Heading	Candidate Name	
	Gary E. Miller Jr	1
	George Katsikis	1
	Gregory Piotrowski	1
	Harry Schmoll	1
	Jack Amon	1
	Jack Connor	1
	Jacob Cerota	4
	James Glatz	1
	James Solimeo	1
	Jason Keesal	1
	Jason Roskam	1
	Jay Madarn	1
	Jeff Condiff	1
	Jeff Trommaiter	1
	Jim Bannar	1
	Jim Kelly	1
	Joe Gronesky	1
	Joe Rudic	1
	John Baker	1
	John Lampitella	1
	John Lauer	1
	John Nevins	1
	John P. Santry Jr	0
	John Smith	1
	Joseph Stamutelos	2
	Joshua McCauley	1
	Kayla Bock	1
	Kelly Gastley	3
	Ken Stackhouse	1
	Kenneth C Berlin	1
	Kevin Boyle	1

Write-in Names Report
2024 General Election
November 5, 2024

Camden County, New Jersey

Heading	Candidate Name	
	Kevin Clanton	1
	Kevin Patty	3
	Kubilay Ulucon	2
	Kurt Foley	1
	Kyle Lowry	1
	Lee Henn	1
	Leeann Westnian	1
	Loren R. Heinze	1
	Marc A. Goldberg	1
	Margo Wells	1
	Marie Winnberry	1
	Mark Hebler	1
	Mark Kleiner	1
	Mark Pleny	1
	Marlyn Ualsian	1
	Matthew Russell	1
	Matvei Michkov	1
	Max Winograd	1
	Melinda Banks	1
	Mendel Mangel	1
	Michael Bloomberg	1
	Michael Poltes	1
	Michael Stafford	1
	Mike Curran	2
	Mike Rowe	1
	Mindy Silverman	1
	Nicholas Daddario	1
	Nicholas Jacques	1
	Nick Bevad	1
	Noah A. Schwartz	1
	Omar Olkahky	1

Write-in Names Report
2024 General Election
November 5, 2024

Camden County, New Jersey

Heading	Candidate Name	
	Parimala Arunkumar	1
	Paul A. Pelezarski	1
	Paul A. Trani	1
	Pete Kiessel	1
	Peter M Hilerio	1
	Rachel Lewis	1
	Randy Koland	1
	Ray Thinner	1
	Rena Platt-Goldstein	1
	Richard Block	2
	Rick Short	1
	Robert Clemente	1
	Robert Hanson	1
	Robert Kempf	1
	Robert May	1
	Robert Salchoth	1
	Robert Segrest	1
	Robert Sherman	1
	Robert Shinn	1
	Robert Trotta	1
	Robin Meyersone	1
	Ronald Chesin	1
	Samuel Max	1
	Sernil Macgruff	1
	Shaine Wallace	1
	Shawn Duran	1
	Shiloh Lischitz	2
	Sila King	1
	Sloane Gray	1
	Spencer C. Hamsey	1
	Steven Fisk	1

Write-in Names Report
2024 General Election
November 5, 2024

Camden County, New Jersey

Heading	Candidate Name	
	Steven M. Prestern Sr	1
	Stuart J. Dubin	1
	Susan Druckenbroad	1
	Susan Gossgrater	1
	Tevania Pereira	1
	Thom Harmand	1
	Thomas Gata	2
	Thomas J. Skala	1
	Tim McGready	3
	Tom ODonnell	1
	Tony Dandrige	1
	Vick Zucker	1
	Vince DaChristopher	1
	William C. Franckle	1
	William P Kelly	4
	Wyatt Sklar	1
	Yona Klahr	2
	Zach Klahr	0
	Zach Levin	1
	Zachary Bunda	2
	Zachary Kovach	1
	charles Cannuli	1
	Not Assigned	1
Members of Board of Fire Commissioner Pine Hill Borough Fire District No. 1	Total Write-In Votes :	36
	Alex Paldo	1
	Bryan Foster	1
	Damilda Ludow	1
	Disqualified	23
	Joaqin Sandoval	2
	Julie Keehle	1
	Kevin Wabogin	1

Write-in Names Report
2024 General Election
November 5, 2024

Camden County, New Jersey

Heading	Candidate Name	
	Maria Vellucci	1
	Matt McCloskey	1
	Michael Croge	1
	Pasquale Massi	1
	Patricia Corry-Goft	1
	Yahusha Hamashiach	1
	Not Assigned	0
Members of Board of Fire Commissioner Winslow Township Fire District No. 1	Total Write-In Votes :	106
	*Disqualify	61
	Alphonso Morris	1
	Anthony Church	2
	Anthony Siroll	3
	April Payne	1
	Ayana Richardson	1
	Cathy Laudis	1
	Dama Whit	1
	Diana Harris	1
	Dominic Midofe	1
	Frank Ellis	1
	Frank Ralston	2
	Grisso Leehe	1
	Janice Sweeney	1
	Joe Rogan	1
	John Devine	1
	Joseph G. Bigwood	1
	Karl Hartman	1
	Kenneth Gates	1
	Layla Young	1
	Michael Killer	1
	Michellee Peori	1
	N. Pamik	1

Write-in Names Report
2024 General Election
November 5, 2024

Camden County, New Jersey

Heading	Candidate Name	
	Natalie Doggett	1
	Nathaniel Smith	1
	Noah Perri	1
	Rebecca Nieves	1
	Richard A. White	1
	Richard D. Lange	1
	Ronald Jackson Jr.	2
	Ryan Lees	1
	Sandor Radai	3
	Steve Minar	1
	Steve Pfirmann	1
	Tamara Keith	1
	Tom Ricevoto	1
	V Pamilla	1
	Vincent Burelli Sr.	1
	Wanda Glaud	1
	Not Assigned	0

BOROUGH OF BROOKLAWN MUNICIPAL QUESTION

Do you support the construction of the proposed Glassboro-Camden Line light rail transit system?

INTERPRETIVE STATEMENT

The Glassboro-Camden Line (“GCL”) is a proposed light rail transit system between Camden and Glassboro. This non-binding referendum is intended to ascertain the sentiment of the legal voters of whether they support or oppose the construction of this transit system.

TOWNSHIP OF GLOUCESTER MUNICIPAL QUESTION

Shall the Township of Gloucester, in the County of Camden, New Jersey, be authorized to sell its wastewater system to New Jersey-American Water Company, Inc. for the sum of one hundred forty-three million dollars (\$143,000,000)?

INTERPRETIVE STATEMENT

If a majority of the legal voters in the Township vote “yes”, the Township of Gloucester will sign an agreement of sale with New Jersey-American Water Company, Inc. for the wastewater system servicing the residents and property owners in the Township in the amount of \$143,000,000. This agreement provides that New Jersey-American Water Company, Inc. will provide and maintain all wastewater collection and conveyance services to the existing customers of the Township’s System and will make substantial capital improvements to such System in accordance with the terms of the Agreement of Sale approved by the Township. The service rates to the customers of the Township’s System will be subject to approval by the New Jersey Board of Public Utilities from time to time.

BOROUGH OF HADDON HEIGHTS MUNICIPAL QUESTION

Should the Borough of Haddon Heights amend its Ordinances to permit Plenary Retail Consumption Liquor Licenses, which allow the license holder to sell alcoholic beverages for on and off premises consumption?

INTERPRETIVE STATEMENT

Wherever permitted, pursuant to N.J.S.A. 33:1-12 entitled, Plenary Retail Consumption License, are available to restaurants and bars (not liquor stores) and are licensed to sell alcohol under said Plenary Retail Consumption License. This license authorizes the sale of alcoholic beverages for consumption on the licensed premises by the glass or other open receptacle and also allows the sale of alcoholic beverages in original containers for consumption off the licensed premises.


A “yes” vote for this proposal means that you do want Plenary Retail Consumption Liquor Licenses to be permitted in the Borough of Haddon Heights.


A “no” vote for this proposal means that you do not want Plenary Retail Consumption Liquor Licenses to be permitted in the Borough of Haddon Heights.

WE DO HEREBY CERTIFY that the foregoing is a true, full and correct statement of the results of the election herein mentioned, as the same is exhibited by the statements produced and laid before the board of county canvassers according to law, and that the same exhibits the number of the names in the signature copy registers and the registers of voters, the number of names of the voters in the poll-books of the election districts, respectively, and of the ballots rejected, the whole number of names in the signature copy registers and the registers of voters, the whole number of names of the voters in the poll-books of the several election districts, the name of each person for whom any vote or votes were cast, the number of votes cast for each person in each election district, and the whole number of votes cast for each person for each office designated, the whole number of districts in each election district and the whole number of votes cast thereupon in the several election districts as they appear by the statements so produced and laid before the said Board.

IN WITNESS WHEREOF, we have hereunto set our hands, this Twentieth day of November, in the year of our Lord, Two Thousand Twenty-four.


Attest:


DONNA M. ROBINSON TAYLOR, Chairperson
Board of County Canvassers


RICHARD AMBROSINO, Secretary
Board of County Canvassers


NOVELLA STARKS HINSON, Member
Board of County Canvassers


R. JOHN CUSTODIO, Member
Board of County Canvassers


JOHN W. SCHMIDT
Deputy Clerk, Board of County Canvassers


A STATEMENT of the determination of the BOARD OF COUNTY CANVASSERS, relative to an election held in the County of Camden, on the Fifth day of November, in the year of our Lord, Two Thousand Twenty-four, for the election of:


- ELECTORS OF PRESIDENT,
- MEMBER OF THE UNITED STATES SENATE
- MEMBER OF THE UNITED STATES HOUSE OF REPRESENTATIVES – 1ST CONGRESSIONAL DISTRICT,
- SHERIFF,
- COUNTY CLERK,
- THREE MEMBERS OF THE BOARD OF COUNTY COMMISSIONERS,
- ALL MUNICIPAL OFFICES & QUESTIONS IN CAMDEN COUNTY,
- ALL REGIONAL & LOCAL SCHOOL BOARD CANDIDATES,
- ALL MEMBERS OF THE BOARD OF FIRE COMMISSIONERS

I DO HEREBY CERTIFY that the foregoing is a true, full and correct statement of the determination of the Board of Canvassers therein mentioned.

IN WITNESS WHEREOF, I have hereunto set my hand, this Twentieth day of November, in the year of our Lord, Two Thousand Twenty-four.

Attest:


JOHN W. SCHMIDT
Deputy Clerk, Board of County Canvassers


DONNA M. ROBINSON TAYLOR
Chairperson, Board of County Canvassers